

2026 MEDIA GUIDE

BEN GRIFFIN, CHAMPION
2025 Charles Schwab Challenge



charles
SCHWAB
CHALLENGE



MAY 25-31, 2026
80th Championship
Colonial Country Club
Fort Worth, Texas

2026 TOURNAMENT ELIGIBILITY

Winners of the 2000 tournament and beyond for a period of five years. Winners of the 2000 event and beyond who, after five years beyond their win, finish in the top 150 of the previous year's PGA TOUR FedExCup points list.

Winners in the last 5 years (2022-2026) of THE PLAYERS Championship and Masters Tournament.

Winners in the last 5 years (2021-2025) of the U.S. Open and The Open tournaments.

Winners of the PGA Championship from 2022-2026.

Winners of the FedExCup from 2021-2025.

Winners of WGC-Dell Technologies Match Play in the last three years (2023).

Winner of WGC-FedEx St Jude Invitational in 2021.

Winner of the three previous Genesis Invitationals and Arnold Palmer Invitationals (2024-26), and Memorial Tournaments (2023-2025).

Winners of PGA TOUR co-sponsored or approved tournaments since the previous year's Charles Schwab Challenge tournament.

Current PGA TOUR members who were players on 2025 U.S. or European Ryder Cup Teams.

Current PGA TOUR members who were players on 2024 U.S. or International Presidents Cup Teams.

Two players to be selected by the current and former champions of the Charles Schwab Challenge tournament ("Champions' Choices").

On invitation by the tournament, a maximum of 12 players, which shall include: two from the Top Finishers of 2024 Korn Ferry Tour, DP World Tour, PGA Tour University and/or Q-School categories, at least six other PGA TOUR members not otherwise eligible; and up to four 'unrestricted' invitations.

Top 50 players from the Official World Golf Ranking through the 2026 Masters Tournament.

Top 100 PGA TOUR members from the final 2025 FedExCup Fall Points List.

2025 TOUR members in the previous season's Top 125-Nonmembers category whose official FedExCup points for the previous season equals or exceeds the amount of FedExCup points earned by the player in the 125th position on the 2024 Official PGA Tour FedExCup points list.

The top 10 players on the 2026 FedExCup Points List through the 2026 Trust Championship.

The Leading Finisher from the prior season's DP World Tour Race to Dubai, not otherwise exempt, and the Leading Finisher from the prior season's final Korn Ferry Tour Points List.

If necessary to complete a field of 132 players, those players below 10th position on the 2026 Official PGA TOUR FedExCup Points List through the Trust Championship, in order of their positions on such list.

THE FEDEXCUP

As part of the season-long race to the FedExCup, here is a look at the official points to be awarded to every player making the cut at the 2024 event. (First place is worth 500 points.)

1st - 500 2nd - 300 3rd - 190 4th - 135 5th - 110 10th - 75 30th - 28 65th - 4

MEDIA INFORMATION

Direct all requests for media credentials to the PGA Tour's media credentialing website at pgatourmedia.pgatourhq.com.

Media Credentials

Working Media credentials will be provided ONLY TO THOSE ACTIVELY ENGAGED IN COVERAGE OF THE TOURNAMENT, and whose duties (including filing stories, broadcasting reports or producing still film) require use of the Media Center. Those needing locker room access must request PHOTO ID in advance. Requests for guest tickets will be considered on an individual basis. Unless prior arrangements are made, NO CREDENTIALS WILL BE LEFT AT WILL CALL AFTER NOON ON FRIDAY OF TOURNAMENT WEEK.

Credentials applications should be requested by April 22, 2026. This can be done online at <https://mediacredentials.pgatourhq.com>. Requests should distinguish between reporters, photographers and engineers. Credentials should be picked up at the offsite Will Call office when you arrive during tournament week. The Media Center is located in the air-conditioned indoor tennis court facility located west of #9 fairway.

Photographers

Photographers must wear photo armband in plain sight at all times. To get this, photographers must check in at the Press Room immediately upon arrival and sign a PGA Photo Regulations form. These guidelines must be adhered to always, including TV cameras.

Radio

The Colonial Media Center does not include radio booths for those stations doing updates throughout the tournament. However, work stations are available, and requests should be made at the same time credentials are requested.

Schedule of Events

Monday, May 25	Hogan Pro-Am
Tuesday, May 26	Practice Rounds
Wednesday, May 27	Colonial Pro-Am
Thursday, May 28	First Round
Friday, May 29	Second Round
Saturday, May 30	Third Round
Sunday, May 31	Fourth Round

Tickets

On-Course Villages Daily Ticket - Thur, Sat, Sun.....	\$350
On-Course Villages Daily Ticket - Friday Only	\$375
One-Day Grounds Ticket for Wednesday or Sunday.....	\$50
Day-Specific Grounds Ticket (Thurs-Sat)	\$85
Flex Ticket—Good Any One Day (Wed-Sun)	\$100

(Sponsor ticket packages available at 817/927-4280.)

TOURNAMENT OFFICIALS

Club President Chris Cotten

TOURNAMENT COMMITTEE

Tournament Chairman Kip Adams

William Adams	Justin Holt	Skylar O'Neal
Taylor Banks	Jake Hood	Trey Penny
Lance Barrow	Matt Hopwood	Whit Perryman
Dan Bates	Chris Kenney	Kasey Pipes
Shelli Bates	Brian King	Michael Rariden
Julie Butner	Jonathan Kinson	Blayne Rhynesburger
John Cochran	John Langston	Wallace Schmuck
Brad Deering	Jim Leito III	John Scott
Logan Dickinson	Darren Lewis	Barry Smith
Jay Dill	Chris Loftis	Taylor Spalla
Greg Dowdy	Wilson Martin	Chris Tabor
Brent Fecsenmeyer	Rick McAdoo	Shannon Tabor
Stephen Gilchrist	John McNey	Barrett Thomas
Steve Gray	Garrett Meyer	Courtney Tulbert
Stacy Hamilton	Mark Milrany	Paul Uhles
Bill Hanley	Mitchell Moses	Andrew Ward
Hunter Harrison	Cricket Musch	Brad Whitnell
Angie Herdman	Jim Nantz	Jim Whitten
Bill Hester	Greg Oliver	George Wood

CLUB ADMINISTRATIVE STAFF

General Manager	Frank Cordeiro
Head Golf Professional	Brian Schorster
Controller	Wendy Taylor
Golf Course Superintendent	Rich McIntosh

TOURNAMENT STAFF

Tournament Director	Michael Toth
Director of Operations	Brian Judd
Ticket Sales Coordinator.....	Rachel Barber
Director of Tournament Services	Kathleen Meek
Client Services Manager.....	Jimmie Whitt
Sales Associate.....	Luke Butler
Volunteer Coordinator	Lyn Lackey
Event Coordinator	Ann Pierson
Assistant Controller.....	Javier Carrillo

Colonial Country Club, 3735 Country Club Circle
Fort Worth, Texas 76109

<http://www.charlesschwabchallenge.com>

817/927-4280 or 927-4281

<http://www.charlesschwabchallenge.com>

TABLE OF CONTENTS

2026 Player Eligibility	1
Media Information/Tournament Officials	2
Table of Contents	3
Charity and Colonial	4
Hogan's Alley	5
Colonial Champions	6
Last Year's Champion	7
2025 Results	8

Player Performances, Tournament History

All-time Colonial Results (1946-2024)	9-86
1941 U.S. Open at Colonial	87-88
1991 U.S. Women's Open at Colonial	89
Every Player's Best Finish Here	90-99
Complete Individual Player Performances (last 10 years)	100-120
World Golf Hall of Famers at Colonial	121-127
Wall of Champions	128

Records, Facts and Figures

Who's the Best (Career Scoring Averages at Colonial)	129
Colonial's Top 50 Money Winners	129
Perfect Earnings Records	130
Most Top 10 Finishes	130
Beating Par at Colonial	131
Sub-Par Scores by Rounds	131
How the Holes Rank in Toughness	132
Leader Margins	132
Surmountable Leads	132
Colonial's Aces	133
Eagles, Double-eagles	133
Multiple Winners	133
Wire-to-Wire Winners	133
2026 Prize Money Distribution	134
Prize Money Through the Years	134
Consecutive Sub-Par Rounds	135
Consecutive Top Ten Finishes	135
The Cut	135
Total Contestants by Years	135
Colonial's Difficulty Stands Test of Time (all-time Tour course scoring records)	136
Champions' Choices	137
20-Year Club	137
"First" Wins at Colonial	137
Colonial's Amateurs	138
Colonial's Playoffs	138
Longest Running Tournament at Same Venue	138
Briefly Speaking (Notes from over the years)	139
Tournament Scoring Records, Best and Worst	140
Player Quotes About Colonial	141

ABOUT THE RECORDS

Although the format was different in 1974 and 1975, all scores and records established during the "Designated Tournament" and the Tournament Players Championship will be recorded in the Colonial record book. Since the events were conducted like any other Colonial golf tournament, the scores will be treated as such. The only difference in 1975 was that the Tournament Players Division presented its own trophy. Colonial's traditional Leonard Trophy was not used for the TPC.

CHARITY AND COLONIAL

In addition to showcasing world-class golf on one of the nation's finest and most historic courses, the Colonial tournament also works hard to support the North Texas area with generous community service. The tournament has helped raise millions of dollars for dozens of charities around North Texas. Ben and Valerie Hogan were big supporters of Cook Children's Medical Center throughout their life, an organization the tournament has also partnered with in various ways over the years.

Colonial undertakes numerous activities to generate charity monies each year, in addition to making direct donations. This has included hosting such events as an annual charity golf day event, for about 20 years, and occasional other charitable golf outings. The tournament surpassed the million dollar mark in annual impact in 1998, and has exceeded that level every year since. In 2002 Colonial Country Club was named the Outstanding Philanthropic Organization in Tarrant County by the local chapter of the Association of Fund-Raising Professionals (AFP).

The tournament worked closely with 33 charities in 2025 for its successful Birdies for Charity campaign, which raised \$19 million - one of the best such programs around the PGA TOUR. Colonial also generated dollars for dozens more local charities from activities connected to the 2025 event. The contributions topped off a gratifying year of community service and charity donations under still challenging circumstances. Furthermore, one of its charities, The Warm Place, was named PGA TOUR Charity of the Year in 2021, which came with a \$30,000 donation.

The tournament has generated cash and services for more than 150 different organizations in the last two decades, totaling more than \$200 million. "We are grateful to be able to support so many wonderful charities in this community, and to advance their missions," declared 2026 Colonial Tournament Chairman Kip Adams. "These organizations are vital to serving the needs of our community, and we are proud to be a part of that."

Tournament activities focus on children and support a variety of programs, including camp scholarships for disabled, special needs or low-income children, residency programs/services for abused, neglected and at-risk children, cultural programs/field trips for underserved students, college scholarships, educational mentoring programs, medical diagnostic and treatment services for disabled and low-income children, after-school programs, support services for homeless families, and more. Colonial is partnering with Military charities as well, donating homes, sending care packages, and more.



COLONIAL COURSE PRAISED BY TOUR PLAYERS

In a survey by Golf Digest/GolfWorld taken in 2011 and released in 2012, the Colonial Country Club golf course was ranked by PGA Tour players as the fifth best course they liked to play on the Tour schedule each year. The players were specifically asked to rate course design and playability, and no other tournament amenities or issues. "Most noticeable was their love of older courses," the report noted. Some specific comments made by players about Colonial included, "the best layout I've seen;" "a lot of fun to play;" "such a great old course;" and "so solid." One player also commented that hole #5 is "one of the best par fours we play on Tour." (Courses #1-4 on the survey were Augusta National, Harbour Town, Riviera and Pebble Beach, respectively.)

HOGAN'S ALLEY

They call it "Hogan's Alley" - and probably always will, for no one man ever dominated a major golf tournament like Ben Hogan did the Colonial National Invitation.

Five times Hogan won the NIT and at one time or another he held practically every record on the plush carpets of Colonial Country Club's championship course.

Even after his golfing prime, Hogan was a consistent finisher in the top 10 of the NIT. After turning 50 years of age, Hogan competed in four straight NIT events (1964-67), carding finishes of fourth, tenth, fifth and third. At that time, only 13 sub-par totals over the full-route of 72 holes had been recorded in Colonial history and Hogan owned four of them.

Furthermore, Hogan held the all-time Colonial money lead and four tournament records, including a 31 on the front nine and 65 for 18 holes.

Although Hogan was unable to compete in the 1968 and 1969 tournaments, he returned in 1970 at the age of 58 to shoot a first round 69 before faltering to finish out of the money for the first time since 1954, when he had to withdraw due to illness after 36 holes. Even though he missed the 1968 and 1969 tournaments, he didn't lose his all-time Colonial money lead until Gardner Dickinson took first place money of \$25,000 in '69.

One of the all-time greats of golf, Hogan five times has been the top money winner in the game; four times Golfer of the Year; three times winner of the Vardon Trophy; a Hall of Famer; and winner of all major golf titles, including the U.S. Open four times (not counting the 1942 Hale America National Open), the PGA twice, the Masters twice and the British Open.

And looking back on his great career, how appropriate it is that Hogan's final career PGA Tour win was also his fifth and final Colonial win, in 1959.

The Hogan touch is evident in the golf course itself, since he supervised the rebuilding of several greens in the early 1960s. Hogan's own designs were used in improving these greens to championship caliber. Hogan also was consulted during the rebuilding of nine holes on the course due to a 1968-69 flood control project on the Trinity River. Several holes were completely rebuilt during this major project.



BEN HOGAN

1912-1997

***In addition to 9 majors, 54 Tour victories**

***Led Tour in victories: 1941 (tie), 1942, 1946, 1947, 1948, 1953**

***Second on all-time Vardon Trophy scoring average list: 69.30 in 1948**

***Vardon Trophy: 1940, '41, '48**

***Player of the Year: 1948 (inaugural year), '50, '51, '53**

***Leading money winner: 1940, '41, '42, '46, '48**

***Ryder Cup Captain: 1947, '49, '67**

***Ryder Cup Team: 1942, '47, '49, '51**

Ben Hogan Trophy Room

On the main floor of the clubhouse, just off the front entrance, is the Ben Hogan Trophy Room. In this often-visited alcove lies memorabilia of one of history's greatest golfers. It was here at Colonial that Ben Hogan shaped the game which accounted for all of golf's major professional championships and this fascinating collection. This display, including video footage, trophies and more, celebrates the life and accomplishments of our great hometown champion. Mr. Hogan's office at his golf club company, including his own personal memorabilia from there, is replicated downstairs by the Golf Shop.

COLONIAL CHAMPIONS

Year	THE FORTIES	Score
1941	Craig Wood (U.S. Open)	284
1942-45 No tournament; WWII		
1946	Ben Hogan	279
1947	Ben Hogan	279
1948	Clayton Heafner	272
1949	Flood, No Tournament	

THE SIXTIES

1960	Julius Boros	280
1961	Doug Sanders	281
1962	Arnold Palmer*	281-69
1963	Julius Boros	279
1964	Billy Casper	279
1965	Bruce Crampton	276
1966	Bruce Devlin	280
1967	Dave Stockton	278
1968	Billy Casper	275
1969	Gardner Dickinson	278

THE EIGHTIES

1980	Bruce Lietzke	271
1981	Fuzzy Zoeller	274
1982	Jack Nicklaus	273
1983	Jim Colbert	278
1984	Peter Jacobsen	270
1985	Corey Pavin	266
1986	Dan Pohl****	205
1987	Keith Clearwater	266
1988	Lanny Wadkins	270
1989	Ian Baker-Finch	270

THE 00's

2000	Phil Mickelson	268
2001	Sergio Garcia	267
2002	Nick Price	267
2003	Kenny Perry	261
2004	Steve Flesch	269
2005	Kenny Perry	261
2006	Tim Herron**	268
2007	Rory Sabbatini**	266
2008	Phil Mickelson	266
2009	Steve Stricker**	263

THE TWENTIES

2020	Daniel Berger	265
2021	Jason Kokrak	266
2022	Sam Burns**	271
2023	Emiliano Grillo**	272
2024	Davis Riley	266
2025	Ben Griffin	268

Year	THE FIFTIES	Score
1950	Sam Snead	277
1951	Cary Middlecoff	282
1952	Ben Hogan	279
1953	Ben Hogan	282
1954	Johnny Palmer	280
1955	Chandler Harper	276
1956	Mike Souchak	280
1957	Roberto De Vincenzo	284
1958	Tommy Bolt	282
1959	Ben Hogan*	285-69

THE SEVENTIES

1970	Homero Blancas	273
1971	Gene Littler	283
1972	Jerry Heard	275
1973	Tom Weiskopf	276
1974	Rod Curl	276
1975	Al Geiberger***	270
1976	Lee Trevino	273
1977	Ben Crenshaw	272
1978	Lee Trevino	268
1979	Al Geiberger	274

THE NINETIES

1990	Ben Crenshaw	272
1991	Tom Purtzer	267
1992	Bruce Lietzke	267
1993	Fulton Allem	264
1994	Nick Price**	266
1995	Tom Lehman	271
1996	Corey Pavin	272
1997	David Frost	265
1998	Tom Watson	265
1999	Olin Browne	272

THE 10's

2010	Zach Johnson	259
2011	David Toms	265
2012	Zach Johnson	268
2013	Boo Weekley	266
2014	Adam Scott**	271
2015	Chris Kirk	268
2016	Jordan Spieth	263
2017	Kevin Kisner	270
2018	Justin Rose	260
2019	Kevin Na	267


*Won 18-hole playoff.

**Won sudden-death playoff.

***Tournament Players Champion.

****Won sudden-death playoff after event was shortened to 54 holes due to rain

LAST YEAR'S CHAMPION



Ben Griffin

Ben Griffin arrived at Colonial in 2025 brimming with confidence. The previous month he had teamed with Andrew Novak to win the Zurich Classic, his first PGA TOUR victory. Then a top-10 finish at the PGA Championship brought him to Fort Worth seeking more success.

“Now that I've got that first win, I feel like it's really freeing me up to come out and just feel more aggressive, feel like I'm trying to win more,” the 29-year old North Carolinian noted. “Not that I wasn't trying to win in the past, but just the monkey off the back where I've got nothing-to-lose mentality. Like we're trying to attack pins and get up there with the boys at the top of the leaderboard. It's definitely been a breakthrough year, but I think there's more to come.”

Opening with a solid four-under 66, Griffin was well-positioned to make noise in Friday morning's second round, playing in the morning wave. Riding soft conditions, he carded two eagles and five birdies en route to a 63, tying for the lead with an equally hot Matt Schmid at 11-under-par after two rounds.

From there, the tournament turned into a dogfight between the two young players over the weekend. Matching 68s kept them tied atop the leaderboard going into Sunday. They had opened up a four-shot lead on the field, but still within striking distance if they stumbled were Scottie Scheffler, Rickie Fowler, Akshay Bhatia and Tommy Fleetwood.

Griffin opened with eagle-birdie Sunday morning to stake a three-shot lead, which dropped to just two at the turn. Heat and wind turned the final nine into a real battle. Each player carded a few bogeys, not birdies, coming in, but Griffin held a two-shot lead on the 18th tee. Griffin chipped his awkward greenside bunker shot to within four feet of the hole, but Schmid then made his chip shot from 37-feet for birdie, forcing Griffin to make for the win. He did.

“The back nine was quite the grind,” a relieved Griffin commented. “It's just very difficult, very challenging. I'm proud of the way I scrambled down the stretch. A hell of a chip-in by Matt on 18 to apply the pressure. That was crazy.

“It was incredible to win today,” he continued “Very proud to be the Charles Schwab Champion. This course is historical, old-school, and it still challenges us, the best players in the world. It's very, very difficult. It's really incredible to have lifted that trophy on 18 with so many incredible names and greats in the game of golf.”

Griffin continued his excellent play, finishing 10th in the FedExCup standings, and notching his third victory of the year at the Worldwide Technology Championship. He also ended the year ranked 9th in the world, and played on the U.S. Ryder Cup Team. Last but not least, he married his fiancé Dana in December and founded the Ben and Dana Griffin Foundation to support various youth sports causes.

2025 COLONIAL RESULTS

May 22-25

Rank	Player	1R	2R	3R	4R	Total	Money
1	Ben Griffin	66	63	68	71	268	1,710,000
2	Matt Schmid	66	63	68	72	269	1,035,000
3	Bud Cauley	66	69	69	67	271	655,500
4T	Scottie Scheffler	68	71	64	69	272	427,500
4T	Tommy Fleetwood	67	67	70	68	272	427,500
6T	J.J. Spaun	66	68	70	69	273	299,725
6T	Robert MacIntyre	68	70	64	71	273	299,725
6T	Harry Hall	68	67	70	68	273	299,725
6T	Ryo Hisatsune	66	67	71	69	273	299,725
6T	Aldrich Potgieter	68	68	69	68	273	299,725
11T	Gary Woodland	72	67	69	66	274	203,775
11T	Andrew Novak	67	69	67	71	274	203,775
11T	Nick Hardy	68	67	67	72	274	203,775
11T	Vince Whaley	69	69	69	67	274	203,775
11T	Karl Vilips	70	66	68	70	274	203,775
16T	Rickie Fowler	70	64	67	74	275	140,125
16T	Emiliano Grillo	68	66	70	71	275	140,125
16T	Pierceson Coody	69	67	69	70	275	140,125
16T	Christiaan Bezuidenhout	69	69	68	69	275	140,125
16T	Michael Kim	71	69	68	67	275	140,125
16T	Kris Ventura	68	70	67	70	275	140,125
22T	Lucas Glover	68	72	64	72	276	88,667
22T	Webb Simpson	67	71	69	69	276	88,667
22T	Akshay Bhatia	67	66	69	74	276	88,667
22T	Max Greyserman	70	67	71	68	276	88,667
22T	Kurt Kitayama	69	67	67	73	276	88,667
22T	Matt Wallace	66	70	70	70	276	88,667
28T	Si Woo Kim	73	64	69	71	277	60,978
28T	Eric Cole	70	69	66	72	277	60,978
28T	Chris Gotterup	67	65	75	70	277	60,978
28T	Mark Hubbard	69	67	71	70	277	60,978
28T	Mac Meissner	71	69	68	69	277	60,978
28T	John Pak	63	68	73	73	277	60,978
28T	Patrick Rodgers	66	72	71	68	277	60,978
28T	Sam Stevens	72	68	68	69	277	60,978
36T	Jordan Spieth	69	71	67	71	278	38,675
36T	Hideki Matsuyama	69	69	67	73	278	38,675
36T	Brice Garnett	67	67	75	69	278	38,675
36T	Luke List	71	69	67	71	278	38,675
36T	Keith Mitchell	73	67	68	70	278	38,675
36T	J.T. Poston	66	69	71	72	278	38,675
36T	Erik Van Rooyen	75	64	74	65	278	38,675
36T	Quade Cummins	68	68	70	72	278	38,675
44T	Tom Kim	70	68	71	70	279	32,775
44T	Andrew Putnam	69	67	71	72	279	32,775
46T	Doug Ghim	69	65	73	73	280	25,881
46T	Austin Eckroat	73	67	72	68	280	25,881
46T	Brian Harman	67	73	66	74	280	25,881
46T	Thorbjorn Olesen	73	66	71	70	280	25,881
46T	Kevin Roy	69	70	69	72	280	25,881
46T	Jesper Svensson	74	65	70	71	280	25,881
46T	Adam Svensson	67	70	70	73	280	25,881
53T	Harris English	69	69	72	71	281	22,262
53T	Matt Kuchar	71	66	73	71	281	22,262
53T	Lee Hodges	69	70	71	71	281	22,262
53T	Sam Ryder	69	70	72	70	281	22,262
53T	Jackson Suber	72	63	71	75	281	22,262
53T	Carson Young	69	67	71	74	281	22,262
59T	Ricky Castillo	68	70	67	77	282	20,995
59T	Beau Hossler	66	71	69	79	282	20,995
59T	Harry Higgs	68	72	68	74	282	20,995
59T	Henrik Norlander	69	69	72	72	282	20,995
59T	Seamus Power	73	67	69	73	282	20,995
59T	Jeremy Paul	70	68	71	73	282	20,995
59T	Nicolas Echavarria	70	70	69	73	282	20,995
66T	Steven Fisk	70	68	71	74	283	19,950
66T	Rico Hoey	72	68	74	69	283	19,950
66T	Peter Malnati	70	68	69	76	283	19,950
66T	Max McGreevy	69	68	74	72	283	19,950
70T	Camilo Villegas	69	70	71	74	284	19,285
70T	Ben Silverman	69	70	73	72	284	19,285
70T	Dylan Wu	70	70	74	70	284	19,285
73T	Ryan Gerard	67	72	73	73	285	18,810
73T	Taylor Moore	69	71	74	71	285	18,810
75	Victor Perez	70	67	73	76	286	18,525
76	Will Chandler	72	68	74	73	287	18,335
77T	Hayden Springer	71	69	74	74	288	18,050
77T	Frankie Capan III	69	70	73	76	288	18,050

DID NOT MAKE CUT

Brandt Snedeker(76 - 65) -141	Sami Valimaki(74 - 70) - 144
Kevin Kisner(70 - 71) -141	Patrick Fishburn(74 - 70) - 144
Tom Hoge(71 - 70) -141	Joseph Bramlett(73 - 71) - 144
Neal Shipley(72 - 69) -141	David Ford(72 - 72) - 144
Ben Kohles(71 - 70) -141	Hayden Buckley(72 - 72) - 144
Mackenzie Hughes(73 - 68) -141	Will Gordon(72 - 72) - 144
Aaron Rai(71 - 70) -141	Kevin Yu(76 - 71) - 144
Matt McCarty(70 - 71) -141	Ryan Palmer(72 - 73) - 145
Brian Campbell(69 - 72) -141	Joel Dahmen(74 - 71) - 145
Greyson Sigg(68 - 73) -141	Lanto Griffin(70 - 75) - 145
Daniel Berger(72 - 70) -142	Jhonnatan Vegas(71 - 74) - 145
Davis Riley(73 - 69) -142	Joe Highsmith(75 - 70) - 145
Alex Smalley(72 - 70) -142	Takumi Kanaya(71 - 74) - 145
Chad Ramey(71 - 71) -142	Nate Lashley(73 - 73) - 146
Zac Blair(72 - 70) -142	Cam Davis(76 - 71) - 147
Chandler Phillips(68 - 74) -142	Danny Willett(73 - 74) - 147
Trey Mullinax(71 - 71) -142	Jacob Bridgeman(74 - 74) - 148
Jake Knapp(70 - 72) -142	Adam Schenk(73 - 75) - 148
Justin Lower(71 - 71) -142	Rafael Campos(73 - 75) - 148
Chan Kim(71 - 71) -142	William Mow(73 - 75) - 148
Chris Kirk(69 - 74) -143	Robby Shelton(75 - 74) - 149
Davis Thompson(72 - 71) -143	Charley Hoffman(73 - 79) - 149
Alejandro Tosti(72 - 71) -143	Corey Pavin(73 - 78) - 151
Danny Walker(73 - 70) -143	Taylor Dickson(73 - 79) - 152
Blades Brown(68 - 75) -143	David Frost(77 - 76) - 153
Michael Block(68 - 75) -143	Olin Browne(79 - 74) - 153
Maverick McNealey(72 - 72) -144	Isaiah Salinda(70 - 70) -140 - wd
Patton Kizzire(72 - 72) -144	Micheal Thorbjornsen wd
David Lipsky(72 - 72) -144		

2025 CHAMPIONSHIP RACE

At 18		At 54			
1T	John Pak63	1T	BEN GRIFFIN197
2T	BEN GRIFFIN66	1T	Matt Schmid197
2T	J.J. Spaun66	3	Rickie Fowler201
2T	Bud Cauley66	4T	Akshay Bhatia202
2T	Matt Schmid66	4T	Nick Hardy202
2T	Beau Hossler66	4T	Robert MacIntyre202
2T	Ryo Hisatsune66	7T	Scottie Scheffler203
2T	J.T. Poston66	7T	Andrew Novak203
2T	Patrick Rodgers66	7T	Kurt Kitayama203
2T	Matt Wallace66	10T	Tommy Fleetwood204
			(tied with 7others)		
At 36		At 72			
1T	BEN GRIFFIN129	1	BEN GRIFFIN268
1T	Matt Schmid129	2	Matt Schmid269
2	John Pak131	3	Bud Cauley271
3	Chris Gotterup132	4T	Scottie Scheffler272
4T	Akshay Bhatia133	4T	Tommie Fleetwood272
4T	Ryo Hisatsune133			

HIGHLIGHTS



Ben Griffin

Young Ben Griffin arrived in town one month after his first PGA TOUR win, and one week after a top 10 finish at the PGA Championship. He had come a long way from the 2022 Korn Ferry Tour, and was now brimming with confidence.

Griffin birdied and eagled his way to 13 under par after three rounds, but found himself nonetheless tied with Matt Schmid. They shared a four-shot lead on the field, but lying in wait should they stumble in the fourth round were Scottie Scheffler, Rickie Fowler, Akshay Bhatia and Tommy Fleetwood.

Griffin took the lead early Sunday, and never relinquished it, despite hot, windy conditions. A dramatic birdie chip-in by Schmid on #18 forced Griffin to get up and down from a deep greenside bunker for par and a one-stroke victory.

2024 COLONIAL RESULTS

May 23-26

Rank	Player	1R	2R	3R	4R	Total	Money
1	Davis Riley	66	64	66	70	266	1,638,000
2T	Scottie Scheffler	72	65	63	71	271	809,900
2T	Keegan Bradley	68	66	70	67	271	809,900
4	Collin Morikawa	68	69	67	68	272	445,900
5T	Sepp Straka	68	66	71	70	275	323,619
5T	Pierceson Coody	67	65	69	74	275	323,619
5T	Mac Meissner	71	70	66	68	275	323,619
5T	Hayden Buckley	67	65	69	74	275	323,619
9T	Sungjae Im	70	64	70	72	276	247,975
9T	David Lipsky	70	69	66	71	276	247,975
9T	Robby Shelton	67	68	67	74	276	247,975
12T	Adam Scott	69	68	69	71	277	180,635
12T	Lucas Glover	69	70	71	67	277	180,635
12T	J.T. Poston	68	69	69	71	277	180,635
12T	Lee Hodges	72	70	66	69	277	180,635
12T	Chandler Phillips	70	69	69	69	277	180,635
17T	Tony Finau	66	69	68	75	278	120,835
17T	Matt Kuchar	68	69	73	68	278	120,835
17T	Tom Hoge	71	69	71	67	278	120,835
17T	Christiaan Bezuidenhout	68	72	70	68	278	120,835
17T	Maverick McNealy	70	72	70	66	278	120,835
17T	Davis Thompson	70	70	66	72	278	120,835
24T	Brian Harman	66	69	72	72	279	70,866
24T	Billy Horschel	69	71	67	72	279	70,866
24T	Tom Kim	69	68	68	74	279	70,866
24T	Min Woo Lee	69	68	68	74	279	70,866
24T	Denny McCarthy	70	66	70	73	279	70,866
24T	Matt NeSmith	69	68	72	70	279	70,866
24T	Adam Svensson	70	71	68	70	279	70,866
24T	Kevin Tway	69	66	69	75	279	70,866
32T	Justin Rose	70	71	66	73	280	51,961
32T	Ryan Fox	68	67	71	74	280	51,961
32T	K.H. Lee	71	68	71	70	280	51,961
32T	Aaron Rai	71	71	67	71	280	51,961
32T	Ben Silverman	69	73	67	71	280	51,961
37T	Jordan Spieth	71	67	71	72	281	38,675
37T	Rickie Fowler	70	69	66	76	281	38,675
37T	Keith Mitchell	72	67	66	76	281	38,675
37T	Martin Laird	66	73	69	73	281	38,675
37T	Peter Malnati	72	69	73	67	281	38,675
37T	Ben Martin	69	70	69	73	281	38,675
37T	C.T. Pan	69	70	68	74	281	38,675
45T	Zach Johnson	68	70	71	72	282	27,100
45T	Daniel Berger	69	70	71	72	282	27,100
45T	Gary Woodland	72	64	70	76	282	27,100
45T	Patrick Rodgers	72	67	68	75	282	27,100
45T	Troy Merritt	70	72	70	70	282	27,100
50T	Webb Simpson	69	67	75	72	283	22,234
50T	Charley Hoffman	65	75	74	69	283	22,234
50T	Brendon Todd	68	70	71	74	283	22,234
50T	Kevin Streelman	71	70	74	68	283	22,234
50T	Doug Ghim	69	71	70	73	283	22,234
50T	Victor Perez	70	71	71	71	283	22,234
56T	Joel Dahmen	70	70	68	76	284	20,839
56T	Si Woo Kim	71	71	67	75	284	20,839
56T	Cam Davis	69	70	69	76	284	20,839
56T	Thomas Detry	69	71	71	73	284	20,839
56T	Tyler Duncan	71	69	75	69	284	20,839
61T	Parker Coody	70	72	71	72	285	20,111
61T	S.H. Kim	66	71	69	79	285	20,111
61T	Kevin Yu	69	69	72	75	285	20,111
64	Emiliano Grillo	74	68	73	71	286	19,747
65T	Kevin Kisner	71	71	66	79	287	19,292
65T	Mark Hubbard	71	71	71	74	287	19,292
65T	Nick Hardy	72	70	70	75	287	19,292
65T	Austin Smotherman	72	69	72	74	287	19,292
69	Ryan Moore	69	68	70	81	288	18,837
70T	Vincent Norrman	72	70	70	77	289	18,564
70T	Callum Tarren	67	74	72	76	289	18,564

DID NOT MAKE CUT

Brandt Snedeker	(69 - 74) - 143	J.J. Spaun	(74 - 71) - 145
Harris English	(69 - 74) - 143	Akshay Bhatia	(73 - 73) - 145
Beau Hossler	(72 - 72) - 143	Jorge Campillo	(73 - 73) - 145
Eric Cole	(72 - 72) - 143	Rafael Campos	(73 - 73) - 145
Nico Echavarria	(70 - 73) - 143	Hayden Springer	(69 - 76) - 145
Ben Griffin	(71 - 72) - 143	Chez Reavie	(73 - 73) - 146
Ryo Hisatsune	(74 - 69) - 143	Chad Ramey	(75 - 71) - 146
Chan Kim	(73 - 70) - 143	Michael Block	(72 - 74) - 146
Nate Lashley	(72 - 71) - 143	Chris Gotterup	(76 - 70) - 146
Andrew Novak	(73 - 70) - 143	Max Greyserman	(73 - 73) - 146
Greyson Sigg	(75 - 68) - 143	Justin Lower	(71 - 75) - 146
Justin Suh	(72 - 71) - 143	Andrew Putnam	(75 - 71) - 146
Brandon Wu	(72 - 71) - 143	Martin Trainer	(69 - 77) - 146
Sam Stevens	(74 - 69) - 143	Matti Schmid	(75 - 71) - 146
Rory Sabbatini	(74 - 70) - 144	Max Homa	(78 - 69) - 147
Tyson Alexander	(71 - 73) - 144	Ryan Palmer	(69 - 78) - 147
Wesley Bryan	(71 - 73) - 144	Zac Blair	(74 - 73) - 147
Austin Eckroat	(72 - 72) - 144	David Skins	(76 - 71) - 147
Michael Kim	(74 - 70) - 144	Carson Young	(72 - 75) - 147
Luke List	(70 - 74) - 144	Carl Yuan	(73 - 74) - 147
Ben Kohles	(73 - 71) - 144	Jimmy Walker	(73 - 75) - 148
Robert MacIntyre	(70 - 74) - 144	Garrick Higgo	(73 - 75) - 148
Taylor Moore	(69 - 75) - 144	Harry Hall	(75 - 74) - 148
Sam Ryder	(73 - 71) - 144	Nicolai Hojgaard	(71 - 77) - 148
Camilo Villegas	(72 - 72) - 144	Erik Barnes	(76 - 73) - 149
Sami Valimaki	(70 - 74) - 144	Ben Taylor	(74 - 76) - 150
Jimmy Stanger	(75 - 69) - 144	Paul Haley II	(82 - 72) - 154
Tom Whitney	(73 - 71) - 144	Grayson Murray	68-wd
Chris Kirk	(71 - 74) - 145	Adam Schenk	75-wd
Chesson Hadley	(74 - 71) - 145	Alex Smalley	78-wd

2024 CHAMPIONSHIP RACE

At 18		At 54			
1	Charley Hoffman	65	1 DAVIS RILEY	196	
2T	DAVIS RILEY	66	2	Scottie Scheffler	200
2T	Brian Harman	66	3T	Pierceson Coody	201
2T	Tony Finau	66	3T	Hayden Buckley	201
2T	Martin Laird	66	5	Robby Shelton	202
2T	S.H. Kim	66	6	Tony Finau	203
7T	Hayden Buckley	67	7T	Collin Morikawa	204
At 36		At 72			
1	DAVIS RILEY	130	1	DAVIS RILEY	266
2T	Pierceson Coody	132	2T	Scottie Scheffler	271
2T	Hayden Buckley	132	2T	Keegan Bradley	271
4T	Keegan Bradley	134	4	Collin Morikawa	272
4T	Sungjae Im	134			
4T	Sepp Straka	134			

HIGHLIGHTS



Davis Riley

Gil Hanse's newly-refurbished and updated golf course was the headline coming into this year's tournament. Changes allowed the course to remain firm and fast all week. Consistent winds added to the challenge.

Davis Riley, who had contended at Colonial two years earlier, now arrived with one PGA Tour victory under his belt. Starting with 66-64, he seized control of the tournament at the 36-hole mark. His lead grew to four shots after 54-holes. World #1 Scottie Scheffler lurked behind, but had a lot of work to do to reel him in.

Alas, it was not to be. Scheffler could not get anything going on Sunday. And hard-charging Collin Morikawa and Keegan Bradley were simply too far behind to catch the steady Riley. His smooth final round 70 earned him a five-shot win, his second on TOUR.

2023 COLONIAL RESULTS

May 25-28

Rank	Player	R1	R2	R3	R4	Total	Money
1	Emiliano Grillo*	67	65	72	68	272*	\$1,566,000
2	Adam Schenk	66	67	67	72	272	948,300
3T	Scottie Scheffler	67	67	72	67	273	513,300
3T	Harry Hall	62	66	72	73	273	513,300
5	Paul Haley II	73	68	66	67	274	356,700
6T	Rickie Fowler	68	71	69	67	275	293,625
6T	Sam Burns	67	70	70	68	275	293,625
6T	Michael Kim	67	71	70	67	275	293,625
9T	Max Homa	67	69	71	69	276	237,075
9T	Mark Hubbard	69	69	69	69	276	237,075
9T	Kevin Streelman	68	69	68	71	276	237,075
12T	Justin Rose	69	66	72	70	277	178,350
12T	Harris English	65	66	70	76	277	178,350
12T	Chad Ramey	68	69	69	71	277	178,350
12T	Aaron Rai	71	68	67	71	277	178,350
16T	Viktor Hovland	71	68	66	73	278	132,675
16T	Russell Henley	68	71	69	70	278	132,675
16T	Justin Suh	68	70	66	74	278	132,675
16T	David Lipsky	67	69	69	73	278	132,675
16T	Austin Eckroat	69	66	72	71	278	132,675
21T	Aaron Baddeley	70	71	71	67	279	82,324
21T	Carson Young	69	66	75	69	279	82,324
21T	Kramer Hickok	70	69	71	69	279	82,324
21T	Austin Smotherman	67	73	70	69	279	82,324
21T	Thomas Detry	70	68	71	70	279	82,324
21T	Christiaan Bezuidenhout	70	68	70	71	279	82,324
21T	Ryan Fox	67	71	69	72	279	82,324
21T	Byeong Hun An	67	66	72	74	279	82,324
29T	Collin Morikawa	73	67	70	70	280	50,104
29T	Si Woo Kim	67	70	70	73	280	50,104
29T	Kurt Kitayama	70	71	68	280	50,104	
29T	Brian Harman	70	69	67	74	280	50,104
29T	Alex Noren	68	69	74	69	280	50,104
29T	Lee Hodges	69	67	74	70	280	50,104
29T	Robby Shelton	66	67	76	71	280	50,104
29T	Sepp Straka	69	71	70	280	50,104	
29T	Sam Stevens	71	66	72	71	280	50,104
29T	Peter Malnati	69	67	72	280	50,104	
29T	Andrew Putnam	66	70	74	280	50,104	
40T	Luke Donald	71	69	69	72	281	31,755
40T	Billy Horschel	67	74	70	70	281	31,755
40T	Jimmy Walker	73	67	71	70	281	31,755
40T	Chez Reavie	67	69	75	70	281	31,755
40T	Scott Piercy	69	68	72	72	281	31,755
40T	Alex Smalley	70	71	68	72	281	31,755
40T	Andrew Novak	68	66	74	73	281	31,755
40T	Min Woo Lee	67	71	70	73	281	31,755
48T	Patton Kizzire	69	69	73	71	282	22,881
48T	Nick Hardy	72	69	71	70	282	22,881
48T	Matt NeSmith	70	69	73	70	282	22,881
48T	Vincent Norrman	70	71	71	70	282	22,881
52T	Tom Hoge	66	74	69	74	283	20,837
52T	Maverick McNealy	71	70	74	68	283	20,837
52T	Ben Griffin	67	69	75	72	283	20,837
52T	Will Gordon	71	68	69	75	283	20,837
56	Akshay Bhatia	69	68	70	77	284	20,271
57T	Patrick Rodgers	72	67	70	76	285	19,662
57T	Brendon Todd	69	71	71	74	285	19,662
57T	Luke List	70	70	71	74	285	19,662
57T	K.H. Lee	68	69	75	73	285	19,662
57T	Justin Lower	70	68	73	74	285	19,662
57T	Ben Martin	69	69	68	79	285	19,662
63T	Erik Compton	69	70	78	69	286	18,705
63T	J.J. Spaun	70	69	70	77	286	18,705
63T	Zecheng Dou	70	69	75	72	286	18,705
63T	Cody Gribble	70	68	75	73	286	18,705
63T	Cameron Champ	70	71	73	72	286	18,705
68T	Joel Dahmen	72	69	70	76	287	18,096
68T	Stephan Jaeger	72	69	70	76	287	18,096
70T	Beau Hossler	72	69	75	74	290	17,748
70T	Matthias Schwab	69	72	77	72	290	17,748
72	Russell Knox	69	72	76	76	293	17,487

*In sudden death, Grillo won with birdie on second extra hole (#16).

DID NOT MAKE CUT

Tony Finau	(72 - 70) - 142	Sam Ryder	(74 - 70) - 144
Tommy Fleetwood	(70 - 72) - 142	Cole Hammer	(72 - 72) - 144
Sungjae Im	(72 - 70) - 142	Chris Kirk	(72 - 73) - 145
Ryan Palmer	(72 - 70) - 142	Scott Stallings	(71 - 74) - 145
Denny McCarthy	(71 - 71) - 142	Harrison Endycott	(74 - 71) - 145
Cam Davis	(68 - 74) - 142	Dylan Wu	(72 - 73) - 145
Dylan Frittelli	(67 - 75) - 142	MJ Daffue	(73 - 72) - 145
Adam Long	(72 - 70) - 142	Kevin Tway	(74 - 72) - 146
Tyson Alexander	(72 - 70) - 142	J.T. Poston	(75 - 71) - 146
Nate Lashley	(68 - 74) - 142	Greyson Sigg	(74 - 72) - 146
Lucas Herbert	(70 - 73) - 143	Tyler Duncan	(75 - 71) - 146
Pierceson Coody	(71 - 72) - 143	Richy Werenski	(71 - 75) - 146
Davis Riley	(71 - 72) - 143	Kevin Kisner	(74 - 73) - 147
Troy Merritt	(68 - 75) - 143	Callum Tarren	(69 - 78) - 147
Hayden Buckley	(71 - 72) - 143	S.H. Kim	(75 - 72) - 147
Matt Wallace	(71 - 72) - 143	Rory Sabbatini	(77 - 71) - 148
Joseph Bramlett	(73 - 70) - 143	Henrik Norlander	(76 - 72) - 148
Eric Cole	(69 - 74) - 143	Garrick Higgo	(73 - 75) - 148
Ben Taylor	(71 - 72) - 143	Erik van Rooyen	(76 - 72) - 148
Kyle Westmoreland	(73 - 70) - 143	Zach Johnson	(75 - 74) - 149
Jordan Spieth	(72 - 72) - 144	David Lingmerth	(75 - 74) - 149
Danny Willett	(73 - 71) - 144	Zac Blair	(73 - 76) - 149
Taylor Moore	(69 - 75) - 144	Harry Higgs	(75 - 77) - 152
Nick Taylor	(71 - 73) - 144	Michael Block	(81 - 74) - 155

2023 CHAMPIONSHIP RACE

At 18		At 54			
1	Harry Hall	62	1T Adam Schenk	200	
2	Harris English	65	1T Harry Hall	200	
3T	Tom Hoge	66	3	Harris English	201
3T	Andrew Putnam	66	4T	EMILIANO GRILLO	204
3T	Robby Shelton	66	4T	Justin Suh	204
3T	Adam Schenk	66	6T	Viktor Hovland	205
7T	EMILIANO GRILLO	67	6T	David Lipsky	205
7T	Max Homa	67	6T	Kevin Streelman	205
7T	Scottie Scheffler	67	6T	Byeong Hun An	205
7T	Sam Burns	67			
7T	(11 more players tied)	67			
At 36		At 72			
1	Harry Hall	128	1	EMILIANO GRILLO	272
2	Harris English	131	2	Adam Schenk	272
3	EMILIANO GRILLO	132	3T	Scottie Scheffler	273
4T	Adam Schenk	133	3T	Harry Hall	273
4T	Robby Shelton	133	5	Paul Haley II	274
4T	Byeong Hun An	133	6T	Rickie Fowler	275
			6T	Sam Burns	275
			6T	Michael Kim	275

HIGHLIGHTS



Emiliano Grillo

British rookie Harry Hall set the early pace with an opening 62, and followed it up with a 66 to keep the 36-hole lead as well.

However, as the greens firmed up on the weekend, birdies became harder to come by, and the field bunched up.

Adam Schenk posted a Saturday 67 to tie for the lead with Hall. Seven players stood within five shots, including Emiliano Grillo, who started the day four shots back in fourth place. Harris English was just one back in third place.

Grillo grabbed the lead on the back nine Sunday, but appeared to give away the tournament on the 18th hole by hitting his tee shot into the creek right, and making double bogey. Yet, Hall also found the water off the tee on 18, and Schenk missed a potential winning 15-ft putt on his final hole.

Grillo and Schenk both parred the first playoff hole, 18, and headed to the par three 16th. Schenk knocked his tee shot long, while Grillo put it close for a chance at birdie. After Schenk's chip, Grillo sank the putt for his second TOUR win.

2022 COLONIAL RESULTS

May 26-29

Rank	Player	R1	R2	R3	R4	Total	Money
1	Sam Burns	71	68	67	65	271*	\$1,512,000
2	Scottie Scheffler	66	65	68	72	271*	915,600
3	Brendan Todd	68	68	65	71	272	579,600
4T	Tony Finau	71	68	67	67	273	353,500
4T	Davis Riley	67	67	70	69	273	353,500
4T	Scott Stallings	67	64	70	72	273	353,500
7T	Jordan Spieth	69	66	70	70	275	246,540
7T	Kevin Na	67	71	68	69	275	246,540
7T	Patrick Reed	66	66	71	72	275	246,540
7T	Mito Pereira	70	66	68	71	275	246,540
7T	Cam Davis	66	68	69	72	275	246,540
12T	Pat Perez	67	66	72	71	276	178,500
12T	Matt Jones	72	64	67	71	276	178,500
12T	John Huh	69	66	68	73	276	178,500
15T	Chris Kirk	66	67	70	74	277	132,300
15T	Sungjae Im	70	70	67	70	277	132,300
15T	Russell Knox	68	68	70	71	277	132,300
15T	Andrew Putnam	73	65	67	72	277	132,300
15T	Tyler Duncan	71	67	72	67	277	132,300
15T	Christiaan Bezuidenhout	68	68	69	72	277	132,300
21T	Viktor Hovland	69	65	73	71	278	98,700
21T	Beau Hossler	66	65	73	74	278	98,700
23T	Zach Johnson	70	71	67	71	279	77,700
23T	Daniel Berger	71	70	69	69	279	77,700
23T	Max Homa	69	69	73	68	279	77,700
23T	Danny Lee	73	64	77	65	279	77,700
27T	Webb Simpson	66	69	73	72	280	56,332
27T	Harold Varner III	66	68	68	78	280	56,332
27T	Chez Reavie	68	72	71	69	280	56,332
27T	Bill Haas	68	71	71	70	280	56,332
27T	Denny McCarthy	68	68	71	73	280	56,332
27T	Chad Ramey	70	66	69	75	280	56,332
27T	Alex Smalley	72	66	69	73	280	56,332
27T	Talor Gooch	72	69	67	72	280	56,332
35T	Tommy Fleetwood	70	69	73	69	281	41,832
35T	Dylan Frittelli	67	70	74	74	281	41,832
35T	Patrick Rodgers	71	70	74	66	281	41,832
35T	Adam Long	68	71	73	69	281	41,832
35T	Lee Hodges	69	71	68	73	281	41,832
40T	Collin Morikawa	70	71	70	71	282	30,660
40T	Ryan Palmer	69	69	71	73	282	30,660
40T	Ian Poulter	70	69	71	72	282	30,660
40T	Luke Donald	69	69	71	73	282	30,660
40T	Lucas Glover	70	67	70	75	282	30,660
40T	Michael Thompson	73	67	71	71	282	30,660
40T	Kurt Kitayama	71	65	70	76	282	30,660
40T	Adam Svensson	69	68	69	76	282	30,660
48T	Sebastian Munoz	70	70	73	73	283	22,092
48T	Nick Taylor	66	71	72	74	283	22,092
48T	Lucas Herbert	71	70	70	72	283	22,092
48T	David Lipsky	71	68	73	71	283	22,092
52T	Rory Sabbatini	71	69	71	73	284	20,009
52T	C.T. Pan	69	69	74	72	284	20,009
52T	Martin Trainer	68	70	74	72	284	20,009
52T	Mark Hubbard	71	70	72	71	284	20,009
52T	Max McGreevy	68	66	74	76	284	20,009
57T	Rickie Fowler	69	70	71	75	285	18,984
57T	Brandt Snedeker	71	69	70	75	285	18,984
57T	Troy Merritt	73	66	72	74	285	18,984
57T	Sahith Theegala	70	69	67	79	285	18,984
57T	Matthew NeSmith	69	71	72	73	285	18,984
57T	Matthias Schwab	69	71	70	75	285	18,984
63T	Emiliano Grillo	69	68	71	78	286	18,228
63T	Joel Dahmen	71	70	70	75	286	18,228
63T	Austin Smotherman	67	71	70	78	286	18,228
66	Charley Hoffman	68	70	71	78	287	17,982
67	Jason Kokrak	69	71	76	72	288	17,724
68	Aaron Rai	71	68	76	74	289	17,556
69	Harry Higgs	69	71	75	80	295	17,388

DID NOT MAKE CUT

Abraham Ancer	(70-72)-142	Cameron Tringale	(73-71)-144
Patton Kizzire	(71-71)-142	Nate Lashley	(72-72)-144
Camilo Villegas	(67-75)-142	Erik Van Rooyen	(71-73)-144
Stewart Cink	(71-71)-142	Kevin Streelman	(72-73)-145
Carlos Ortiz	(74-68)-142	J.T. Poston	(75-70)-145
Wyndham Clark	(69-73)-142	Robert Streb	(73-72)-145
Kramer Hickok	(71-71)-142	Scott Piercy	(72-73)-145
Sam Ryder	(69-73)-142	Richard Bland	(74-71)-145
Adam Schenk	(75-67)-142	Doc Redman	(70-75)-145
Maverick McNealy	(71-71)-142	Garrison Sigg	(72-73)-145
K.H. Lee	(70-72)-142	Raymond Higgs	(73-73)-146
Min Woo Lee	(71-71)-142	Ryan Brehm	(73-73)-146
Kevin Kisner	(73-70)-143	Nick Watney	(76-71)-147
Justin Rose	(72-71)-143	Taylor Moore	(76-71)-147
Will Zalatoris	(72-71)-143	Kevin Tway	(73-74)-147
Billy Horschel	(72-71)-143	Erik Compton	(73-74)-147
Brian Harman	(77-66)-143	Hayden Buckley	(76-72)-148
Justin Thomas	(71-72)-143	John Pak	(73-75)-148
Jason Dufner	(76-67)-143	Brandon Wu	(77-71)-148
Peter Malnati	(72-71)-143	James Hahn	(74-75)-149
Brian Stuard	(74-69)-143	Trey Mullinax	(71-78)-149
Stephan Jaeger	(71-72)-143	Tyler Strafaci	(76-73)-149
Vince Whaley	(71-72)-143	James Piot	(73-76)-149
Tom Hoge	(75-69)-144	Doug Ghim	(77-74)-151
Gary Woodland	(72-72)-144	Paul Barjon	(80-71)-151
		J.J. Spaun	(78)-wd

2022 CHAMPIONSHIP RACE

At 18		At 36 (cont.)	
1T Chris Kirk	66	12T (three players tied)	135
1T Scottie Scheffler	66	15T (eight players tied)	136
1T Patrick Reed	66	23T (six players tied)	137
1T Webb Simpson	66	29T (eleven players tied)	138
1T Harold Varner III	66	40T SAM BURNS	139
1T Cam Davis	66	(tied with 10 others)	
1T Nick Taylor	66	At 54	
1T Beau Hossler	66	1 Scottie Scheffler	199
9T (seven players tied)	67	2 Brendan Todd	201
16T (ten players tied)	68	2T Scott Stallings	201
26T (seventeen players tied)	69	4 Harold Varner III	202
43T (fourteen players tied)	70	5T (four players tied)	203
57T SAM BURNS	71	9T (three players tied)	204
(tied with 22 other players)		12T (five players tied)	205
At 36		17T SAM BURNS	206
1T Scottie Scheffler	131	(tied with six others)	
1T Scott Stallings	131	At 72	
1T Beau Hossler	131	1 SAM BURNS	271
4 Patrick Reed	132	2 Scottie Scheffler	271
5T (two players tied)	133	3 Brendan Todd	272
7T (five players tied)	134		

HIGHLIGHTS



Sam Burns

World #1 Scottie Scheffler took the tournament by the 'Horns, so to speak, from the beginning. The local favorite led for three rounds, but windy conditions kept the field lunched up all week.

Slow-and-steady Sam Burns, a two-time winner on the year, lurked way back in the pack. Nonetheless, he improved his score each round, and saved his best round for Sunday while very gusty winds played havoc with the rest of the field.

For the second year in a row, an even par 70 would have won the tournament for the 54-hole leader. Scheffler could only manage a two-over 72, however, which landed him in a playoff with Burns, who shot 65. On the first hole of sudden-death, Burns sank a 38-ft putt to take the championship. In doing so, he tied the tournament records for biggest 36-hole and 54-hole comeback in history.

*In sudden death, Burns won with birdie on first extra hole (#18).

2021 COLONIAL RESULTS

May 27-30

Rank	Player	R1	R2	R3	R4	Total	Money
1	Jason Kokrak	65	65	66	70	266	\$1,350,000
2	Jordan Spieth	63	66	66	73	268	817,500
3T	Ian Poulter	68	70	64	68	270	366,094
3T	Charley Hoffman	71	62	72	65	270	366,094
3T	Sebastian Munoz	67	65	70	68	270	366,094
3T	Patton Kizzire	67	65	71	67	270	366,094
7	Troy Merritt	68	71	69	65	273	253,125
8T	Brian Harman	69	66	69	70	274	196,875
8T	Emiliano Grillo	70	68	68	68	274	196,875
8T	Adam Hadwin	66	67	71	70	274	196,875
8T	Kyle Stanley	69	67	68	70	274	196,875
8T	Lucas Glover	74	67	65	68	274	196,875
8T	Brendon Todd	72	64	67	71	274	196,875
14T	Collin Morikawa	69	66	72	68	275	125,625
14T	Abraham Ancer	70	71	67	67	275	125,625
14T	Gary Woodland	70	69	69	67	275	125,625
14T	Doug Ghim	68	71	66	70	275	125,625
14T	Kramer Hickok	66	68	70	71	275	125,625
14T	Talor Gooch	67	69	68	71	275	125,625
20T	Daniel Berger	68	68	72	68	276	68,437
20T	Justin Rose	68	68	69	71	276	68,437
20T	Sergio Garcia	63	69	68	76	276	68,437
20T	Tony Finau	69	67	68	72	276	68,437
20T	Maverick McNealy	70	63	71	72	276	68,437
20T	Adam Long	70	68	71	67	276	68,437
20T	Corey Conners	70	67	68	71	276	68,437
20T	Kevin Streelman	69	66	69	72	276	68,437
20T	Erik Compton	65	68	70	73	276	68,437
20T	Vincent Whaley	69	66	72	69	276	68,437
20T	John Augenstein	69	68	69	70	276	68,437
20T	Wyndham Clark	70	70	68	68	276	68,437
32T	Kevin Na	73	65	71	68	277	40,125
32T	Zach Johnson	72	68	68	69	277	40,125
32T	Ryan Palmer	74	66	68	69	277	40,125
32T	Rafa Cabrera Bello	73	66	71	67	277	40,125
32T	Nate Lashley	70	68	70	69	277	40,125
32T	C.T. Pan	71	67	69	70	277	40,125
32T	Cameron Tringale	67	69	71	70	277	40,125
32T	Harold Varner III	74	64	67	72	277	40,125
40T	Kevin Kisner	69	67	71	71	278	29,625
40T	Justin Thomas	72	66	71	69	278	29,625
40T	Carlos Ortiz	70	69	71	68	278	29,625
40T	Danny Lee	72	66	69	71	278	29,625
40T	Billy Horschel	71	68	72	67	278	29,625
45T	Pat Perez	70	70	65	74	279	22,335
45T	Hudson Swafford	71	70	69	69	279	22,335
45T	Richy Werenski	68	72	69	70	279	22,335
45T	Cameron Davis	70	70	71	68	279	22,335
45T	Robert Streb	67	68	72	72	279	22,335
50T	Matt Kuchar	74	67	69	70	280	18,325
50T	Brandt Snedeker	66	70	75	69	280	18,325
50T	Joaquin Niemann	69	69	72	70	280	18,325
50T	Tyler McCumber	69	71	71	69	280	18,325
50T	Byeong Hun An	67	71	70	72	280	18,325
50T	Henrik Norlander	69	72	69	70	280	18,325
56T	Brice Garnett	70	67	74	70	281	17,325
56T	Brian Stuard	68	73	70	70	281	17,325
56T	Matt Wallace	71	70	68	72	281	17,325
59T	Will Zalatoris	69	71	70	72	282	16,875
59T	Doc Redman	68	72	68	74	282	16,875
59T	Robby Shelton	70	71	67	74	282	16,875
62T	Andrew Landry	71	70	71	71	283	16,425
62T	Nick Taylor	71	66	71	75	283	16,425
62T	Sung Kang	74	65	66	78	283	16,425
65T	Adam Dufner	72	66	72	72	284	16,050
65T	Jason Schenk	73	67	72	72	284	16,050
67T	Scott Stallings	72	68	71	74	285	15,750
67T	Rory Sabbatini	69	68	73	75	285	15,750
69T	Chris Kirk	71	69	69	77	286	15,300
69T	Camilo Villegas	69	71	76	70	286	15,300
69T	Jhonattan Vegas	73	68	74	71	286	15,300
69T	Mark Hubbard	74	67	72	73	286	15,300
73	Xinjun Zhang	71	70	71	77	289	14,925
74	J. J. Henry	69	71	74	77	291	14,775
75	D.A. Points	74	67	72	80	293	14,625


DID NOT MAKE CUT

Phil Mickelson	(73-69)	-142	Keith Mitchell	(73-71)	-144
Patrick Reed	(68-74)	-142	Peter Malnati	(74-70)	-144
Andrew Putnam	(69-73)	-142	Henrik Stenson	(72-73)	-145
Russell Knox	(73-69)	-142	Jimmy Walker	(72-73)	-145
Mackenzie Hughes	(72-70)	-142	Cameron Champ	(75-70)	-145
Scott Brown	(71-71)	-142	Denny McCarthy	(73-72)	-145
Austin Cook	(75-67)	-142	Joel Dahmen	(74-71)	-145
Matt Jones	(71-71)	-142	Sam Ryder	(72-74)	-146
Sungjae Im	(71-71)	-142	Joseph Bramlett	(69-77)	-146
Sepp Straka	(68-74)	-142	Brandon Hagy	(77-69)	-146
Luke List	(74-68)	-142	Chase Seiffert	(72-74)	-146
Scottie Scheffler	(70-73)	-143	Tom Lewis	(75-72)	-147
Tom Hoge	(75-68)	-143	Graeme McDowell	(74-74)	-148
Peter Uihlein	(70-73)	-143	J.T. Poston	(74-74)	-148
James Hahn	(72-71)	-143	Matthew NeSmith	(73-76)	-149
Michael Thompson	(72-71)	-143	Michael Visacki	(77-72)	-149
Cameron Percy	(72-71)	-143	Anirban Lahiri	(77-72)	-149
Patrick Rodgers	(72-71)	-143	Mchael Gligic	(77-73)	-150
Dylan Fritelli	(72-71)	-143	Will Gordon	(75-77)	-152
Harry Higgs	(70-73)	-143	Keith Clearwater	(80-74)	-154
Lee Westwood	(75-69)	-144	Si Woo Kim	(72)- wd	
Brian Gay	(73-71)	-144	Brandon Grace	(76)- wd	
Sahith Theegala	(73-71)	-144	Scott Piercy	(72-72)- dq	

2021 CHAMPIONSHIP RACE

At18		At54	
1T Jordan Spieth	63	1 Jordan Spieth	195
1T Sergio Garcia	63	2 JASON KOKRAK	196
3T JASON KOKRAK	65	3 Sergio Garcia	200
3T Erik Compton	65	4T Patton Kizzire	203
5T Brandt Snedeker	66	4T Erik Compton	203
5T Adam Hadwin	66	4T Brendon Todd	203
5T Kramer Hickok	66		
At36		At72	
1 Jordan Spieth	129	1 JASON KOKRAK	266
2 JASON KOKRAK	130	2 Jordan Spieth	268
3T Sergio Garcia	132	3T Ian Poulter	270
3T Sebastian Munoz	132	3T Charley Hoffman	270
3T Patton Kizzire	132	3T Sebastian Munoz	270

HIGHLIGHTS



Jason Kokrak

Two former champions, Jordan Spieth and Sergio Garcia, lit up the fans and the scoreboard on Thursday with 63s to tie for the first round lead.

A first-time winner from earlier in the season, Jason Kokrak joined the fray in a lightning-interrupted second round after his second consecutive 65. Together, those players made the tournament a three-man race by the end of the third round. Hometown favorite Spieth, at 15-under-par, led Kokrak by one and Garcia by five headed into Sunday.

Garcia quickly faded on Sunday, leaving a two-man shootout for the final 18. Neither player could maintain the torrid pace of birdies from earlier rounds, and it became a simple test of survival. Too many stray tee shots eventually led Spieth to his highest round in Colonial history. Kokrak closed the deal on his second win of the season with an even-par 70. The runner-up finish for Spieth was his third at Colonial.

2020 COLONIAL RESULTS

June 11-14

Rank	Player	R1	R2	R3	R4	Total	Money
1	Daniel Berger	65	67	67	66	265*	\$1,350,000
2	Collin Morikawa	64	67	67	67	265*	817,500
3T	Justin Rose	63	69	68	66	266	366,094
3T	Bryson DeChambeau	65	65	70	66	266	366,094
3T	Xander Schauffele	65	66	66	69	266	366,094
3T	Jason Kokrak	67	70	65	64	266	366,094
7T	Bubba Watson	68	66	68	65	267	243,750
7T	Patrick Reed	68	69	63	67	267	243,750
9	Gary Woodland	65	67	66	70	268	219,375
10T	Jordan Spieth	65	65	68	71	269	181,875
10T	Justin Thomas	64	68	66	71	269	181,875
10T	Sungjae Im	66	69	67	67	269	181,875
10T	J. T. Poston	68	66	67	68	269	181,875
14T	Rory Sabbatini	68	68	69	65	270	129,375
14T	Abraham Ancer	64	70	66	70	270	129,375
14T	Cameron Champ	66	71	65	68	270	129,375
14T	Patrick Rodgers	67	68	70	65	270	129,375
14T	Peter Uihlein	69	65	69	67	270	129,375
19T	Harold Varner III	63	66	70	72	271	95,625
19T	Branden Grace	66	66	66	73	271	95,625
19T	Corey Connors	66	67	67	71	271	95,625
19T	Joel Dahmen	68	65	70	68	271	95,625
23T	Tony Finau	68	69	67	68	272	65,250
23T	Brian Harman	65	69	70	68	272	65,250
23T	Viktor Hovland	70	68	68	66	272	65,250
23T	Chesson Hadley	70	68	64	70	272	65,250
23T	Lucas Glover	67	70	69	66	272	65,250
23T	Rafa Cabrera Bello	68	67	69	68	272	65,250
29T	Kevin Kisner	67	69	68	69	273	51,375
29T	Ian Poulter	66	70	67	70	273	51,375
29T	Bud Cauley	71	67	67	68	273	51,375
32T	Rory McIlroy	68	63	69	74	274	41,875
32T	Brooks Koepka	68	68	69	69	274	41,875
32T	Joaquin Niemann	72	65	72	65	274	41,875
32T	Matthew Fitzpatrick	68	69	68	69	274	41,875
32T	Keegan Bradley	69	69	67	69	274	41,875
32T	Maverick McNealy	69	69	66	70	274	41,875
38T	Billy Horschel	68	68	70	69	275	32,625
38T	Matt Jones	66	70	69	70	275	32,625
38T	Harry Higgs	70	65	71	69	275	32,625
38T	Bronson Burgoon	68	68	70	69	275	32,625
28T	Tyler Duncan	65	70	70	70	275	32,625
43T	Zach Johnson	72	66	69	69	276	24,425
43T	Adam Hadwin	65	71	68	72	276	24,425
43T	Brian Stuard	68	70	74	64	276	24,425
43T	Talor Gooch	68	70	69	69	276	24,425
43T	Adam Schenk	66	72	72	66	276	24,425
43T	Mark Hubbard	67	68	67	74	276	24,425
49T	Jim Furyk	67	69	67	74	277	18,885
49T	Pat Perez	69	69	70	69	277	18,885
49T	Charles Howell III	70	67	66	74	277	18,885
49T	Andrew Landry	68	70	69	70	277	18,885
49T	Matthew NeSmith	70	67	70	70	277	18,885
54	Matthew Wolff	67	69	71	71	278	17,775
55T	Zac Blair	71	65	75	68	279	17,475
55T	Scottie Scheffler	68	69	69	73	279	17,475
55T	Louis Oosthuizen	69	69	69	72	279	17,475
58T	Doc Redman	67	70	73	70	280	17,100
58T	Richy Werenski	72	66	70	72	280	17,100
60T	Chris Kirk	68	70	68	75	281	16,650
60T	Jhonattan Vegas	64	74	73	70	281	16,650
60T	Byeong Hun An	67	71	69	74	281	16,650
60T	Alex Noren	67	71	67	76	281	16,650
64T	Scott Piercy	67	71	71	73	282	16,200
64T	Keith Mitchell	67	71	71	73	282	16,200
66	Denny McCarthy	70	68	73	72	283	15,975
67	Jason Dufner	68	69	70	78	285	15,825

DID NOT MAKE CUT

Kevin Na	(72-67)-139	Harris English	(72-67)-139
Sergio Garcia	(69-70)-139	Sepp Straka	(66-73)-139
Matt Kuchar	(71-68)-139	J. Janewattananon	(70-69)-139
Tom Lehman	(65-74)-139	C. Bezuidenhout	(69-70)-139
Max Homa	(70-69)-139	Henrik Norlander	(70-69)-139
Graeme McDowell	(69-70)-139	John Senden	(69-70)-139

*In sudden death, Berger won with par on first extra hole (#17).

Name in italics indicates amateur.

DID NOT MAKE CUT (cont.)

Phil Mickelson	(69-71)-140	Dylan Fritelli	(70-72)-142
Bernhard Langer	(70-70)-140	Erik van Rooyen	(72-70)-142
Jon Rahm	(69-71)-140	Andy Ogletree	(73-69)-142
Kevin Streelman	(69-71)-140	Danny Willett	(71-72)-143
Danny Lee	(70-70)-140	Patton Kizzire	(74-69)-143
Matt Wallace	(70-70)-140	Emiliano Grillo	(73-70)-143
Sung Kang	(72-68)-140	Chez Reavie	(71-72)-143
Jim Herman	(72-68)-140	Scott McCarron	(71-72)-143
Scott Brown	(69-71)-140	Ryan Palmer	(72-72)-144
Ryan Moore	(66-74)-140	J. J. Henry	(75-69)-144
Vaughn Taylor	(66-74)-140	Andrew Putnam	(73-71)-144
Tom Lewis	(72-68)-140	Josh Teater	(72-72)-144
Mackenzie Hughes	(69-71)-140	Troy Merritt	(73-71)-144
Tyler McCumber	(72-68)-140	Brendan Steele	(71-73)-144
Marc Leishman	(69-72)-141	Shane Lowry	(71-73)-144
Cameron Davis	(73-68)-141	Carlos Ortiz	(69-75)-144
Si Woo Kim	(69-72)-141	Bill Haas	(70-75)-145
Doug Ghim	(71-70)-141	Robby Shelton	(69-76)-145
Brian Gay	(72-69)-141	Victor Perez	(71-74)-145
Brice Garnett	(67-74)-141	Keegan-Hoon Lee	(72-73)-145
Wyndham Clark	(71-70)-141	Nick Watney	(71-74)-145
Nate Lashley	(72-69)-141	Russell Knox	(75-71)-146
Sebastian Munoz	(71-70)-141	Tom Hoge	(72-74)-146
Chad Campbell	(72-70)-142	Kramer Hickok	(69-77)-146
Charley Hoffman	(71-71)-142	Jimmy Walker	(70-76)-146
Cameron Smith	(69-73)-142	Franklin Corpening	(71-76)-147
Adam Long	(75-67)-142	Sam Ryder	(76-71)-147
Rickie Fowler	(73-69)-142	Kevin Tway	(73-76)-149
Jason Day	(70-72)-142	Beau Hossler	(74-76)-150
Webb Simpson	(73-69)-142	Xinjun Zhang	(74-76)-150
Dustin Johnson	(71-71)-142	Lanto Griffin	(77-73)-150
Steve Stricker	(73-69)-142	Scott Harrington	(76-74)-150
C.T. Pan	(72-70)-142	Olin Browne	(74-78)-152
Brendon Todd	(69-73)-142	David Frost	(77-78)-155
		Keith Clearwater	(76-79)-155

2020 CHAMPIONSHIP RACE

At18		At54	
1T Justin Rose	63	1 Xander Schauffele	197
1T Harold Varner III	63	2T Jordan Spieth	198
3T Justin Thomas	64	2T Justin Thomas	198
(tied with three others)		2T Gary Woodland	198
7T DANIEL BERGER	65	2T Collin Morikawa	198
(tied with eight others)		2T Branden Grace	198
At36		7T DANIEL BERGER	199
1 Harold Varner III	129	7T Harold Varner III	199
2T Jordan Spieth	130	At72	
2T Bryson DeChambeau	130	1 DANIEL BERGER	265
4T Rory McIlroy	131	2 Collin Morikawa	265
4T Collin Morikawa	131	3T Justin Rose	266
4T Xander Schauffele	131	3T Xander Schauffele	266
7T DANIEL BERGER	132	3T Bryson DeChambeau	266
(tied with four others)		3T Jason Kokrak	266

HIGHLIGHTS



Daniel Berger

The competition and weather were both hot as a stellar field descended on Colonial in June for the PGA Tour's "Return to Golf" event after a three-month layoff due to the coronavirus pandemic.

The top five players in the world, and countless other great pros battled it out while the world watched on television. No fans were allowed onsite. So many top players were bunched so close throughout the four days that anything could happen, and the event went down to the wire.

Eventually two young stars edged out the veterans and faced off in a sudden-death playoff. Daniel Berger parred the first hole (#17) in the playoff and then watched as Collin Morikawa's putt to tie lipped out.

2019 COLONIAL RESULTS

May 23-26

Rank	Player	R1	R2	R3	R4	Total	Money
1	Kevin Na	70	62	69	66	267	1,314,000
2	Tony Finau	64	68	71	68	271	788,400
3T	Andrew Putnam	69	70	67	66	272	423,400
	C.T. Pan	68	67	68	69	272	423,400
5	Jonas Blixt	67	64	74	68	273	292,000
6T	Rory Sabbatini	68	66	73	67	274	253,675
	Ryan Palmer	68	69	68	69	274	253,675
8T	Jordan Spieth	65	70	68	72	275	197,100
	Nick Watney	67	68	70	70	275	197,100
	Tyrrell Hatton	71	66	69	69	275	197,100
	Russell Knox	71	68	71	65	275	197,100
	Mackenzie Hughes	68	70	65	72	275	197,100
13T	Jim Furyk	69	66	68	73	276	136,875
	Charley Hoffman	70	71	63	72	276	136,875
	Peter Uihlein	67	73	67	68	276	136,875
	Brian Gay	69	71	67	69	276	136,875
17T	Matt Every	70	69	69	69	277	113,150
	Josh Teater	68	70	71	68	277	113,150
19T	Jimmy Walker	67	74	70	67	278	79,387
	Brandt Snedeker	74	67	68	69	278	79,387
	Billy Horschel	72	69	69	68	278	79,387
	Emiliano Grillo	69	70	68	71	278	79,387
	Scott Piercy	70	68	68	72	278	79,387
	Kevin Tway	68	70	69	71	278	79,387
	Adam Long	70	69	71	68	278	79,387
	Austin Cook	72	67	65	74	278	79,387
27T	J.J. Henry	67	73	69	70	279	55,115
	Max Homa	70	68	73	68	279	55,115
29T	Talor Gooch	72	70	71	67	280	50,735
	Tyrone Van Aswegen	69	71	71	69	280	50,735
31T	David Toms	71	68	70	72	281	39,663
	Brian Harman	70	69	72	70	281	39,663
	Jhonattan Vegas	74	67	73	67	281	39,663
	Kevin Streelman	69	71	69	72	281	39,663
	Joaquin Niemann	71	70	70	70	281	39,663
	Chesson Hadley	67	72	71	71	281	39,663
	Corey Connors	69	73	71	68	281	39,663
	Sam Burns	69	72	70	70	281	39,663
	Roger Sloan	65	72	70	74	281	39,663
40T	Jason Dufner	67	68	72	75	282	26,280
	Martin Kaymer	73	65	71	73	282	26,280
	Beau Hossler	70	71	72	69	282	26,280
	Brice Garnett	73	66	73	70	282	26,280
	Trey Mullinax	67	69	75	71	282	26,280
	Peter Malnati	74	67	72	69	282	26,280
	Ben Silverman	69	71	72	70	282	26,280
	Tom Hoge	70	69	71	72	282	26,280
48T	Bill Haas	69	71	72	71	283	18,571
	Chris Stroud	72	70	71	70	283	18,571
	Aaron Baddeley	73	69	71	70	283	18,571
	Danny Lee	69	71	71	72	283	18,571
	Scott Brown	67	73	72	71	283	18,571
53T	Branden Grace	71	71	72	70	284	16,819
	Francesco Molinari	71	70	70	73	284	16,819
	Anirban Lahiri	68	71	72	73	284	16,819
	Martin Laird	72	69	68	75	284	16,819
	Daniel Berger	71	67	71	75	284	16,819
58T	Justin Rose	74	67	74	70	285	15,987
	Mike Weir	71	71	72	71	285	15,987
	Cameron Champ	70	72	72	71	285	15,987
	Vaughn Taylor	74	67	70	74	285	15,987
	Abraham Ancer	68	72	75	70	285	15,987
	Ted Potter Jr.	70	72	72	71	285	15,987
64T	Ben Crane	75	67	71	73	286	15,257
	Brian Stuard	70	72	73	71	286	15,257
	Matthew Fitzpatrick	69	71	75	71	286	15,257
	Kyung-Hoon Lee	72	69	71	74	286	15,257
68	Byeong Hun An	69	72	77	69	287	14,892
69	Nate Lashley	69	71	75	73	288	14,746
70T	Ian Poulter	73	69	72	75	289	14,527
	Dominic Bozzelli	73	69	68	79	289	14,527
72	Tim Herron	72	68	77	74	291	14,308
73	Graeme McDowell	71	71	78	72	292	14,162


DID NOT MAKE CUT

Xander Schauffele	(76-67)	-143	Scott Langley	(69-77)	-146
Ollie Schneiderjans	(75-68)	-143	Bronson Burgoon	(73-73)	-146
Rickie Fowler	(74-69)	-143	Andrew Landry	(77-69)	-146
Chez Reavie	(71-72)	-143	Hudson Swafford	(71-75)	-146
Bud Cauley	(71-72)	-143	Kiradech Aphibarnrat	(75-71)	-146
Denny McCarthy	(72-71)	-143	Michael Thompson	(73-73)	-146
Joel Dahmen	(74-69)	-143	Shawn Stefani	(71-75)	-146
Nick Taylor	(69-74)	-143	Zach Johnson	(72-75)	-147
Bryson DeChambeau	(72-72)	-144	Si Woo Kim	(72-75)	-147
Kevin Kisner	(72-72)	-144	Kramer Hickok	(74-73)	-147
Boo Weekley	(70-74)	-144	Ryan Blaum	(73-74)	-147
Sungjae Im	(72-72)	-144	Wyndham Clark	(76-71)	-147
Doug Ghim	(75-69)	-144	Whee Kim	(74-74)	-148
Matt Jones	(73-71)	-144	Michael Kim	(72-76)	-148
Richy Werenski	(74-70)	-144	Roberto Castro	(76-73)	-149
Keith Clearwater	(71-74)	-145	Adam Schenk	(72-79)	-151
Scott Stallings	(73-72)	-145	Patton Kizzire	(78-73)	-151
Rod Pampling	(73-72)	-145	Brendan Steele	(75-77)	-152
Carlos Ortiz	(76-69)	-145	Tucker Wadkins	(76-78)	-154
Colt Knost	(76-69)	-145	Dru Love	(78-80)	-158
Ryan Armour	(72-73)	-145	Paul Casey	(69)	-wd
Kelly Kraft	(72-73)	-145	Pat Perez	(73)	-wd
Seamus Power	(71-74)	-145	Kenny Perry	(80)	-wd
J.T. Poston	(74-71)	-145	Tom Purtzer		-wd
Jon Rahm	(75-71)	-146			

2019 CHAMPIONSHIP RACE

At18		At54		
1	Tony Finau	64	1 KEVINNA	201
2T	Jordan Spieth	65	2T Jordan Spieth	203
2T	Roger Sloan	65	2T Jim Furyk	203
3T	(nine players tied)	67	2T Tony Finau	203
13T	(eight players tied)	68	2T Mackenzie Hughes	203
21T	(seventeen players tied)	69	2T C.T. Pan	203
38T	KEVINNA	70	7T Charley Hoffman	204
	(tied with 12 others)		7T Austin Cook	204
At36		At72		
1	Jonas Blixt	131	1 KEVINNA	267
2T	KEVINNA	132	2 Tony Finau	271
2T	Tony Finau	132	3T Andrew Putnam	272
4	Rory Sabbatini	134	3T C.T. Pan	272

HIGHLIGHTS



Kevin Na

Windy playing conditions each day challenged a world-class field, and most players struggled to go low. In the second round, however, Kevin Na fired an eight-under 62 to vault up the leaderboard. Still, that was only good for second place. (Na shot a 62 and a 61 just one year earlier at Colonial).

On Saturday, Na's steady 69 gave him a two-stroke advantage, as only 22 players managed to break par. The chasing group for Sunday included Tony Finau, Jordan Spieth and Jim Furyk.

But Na never flinched during the final round, recording four birdies on the front nine to frustrate his would-be challengers. Two more birdies on the back side gave him an impressive four-shot win, his third PGA TOUR victory.

2018 COLONIAL RESULTS

May 24-27

Rank	Player	R1	R2	R3	R4	Total	Money
1	Justin Rose	66	64	66	64	260	1,278,000
2	Brooks Koepka	70	63	67	63	263	766,800
3	Emiliano Grillo	64	67	69	64	264	482,800
4	Kevin Na	62	73	70	61	266	340,800
5T	Jon Rahm	68	70	64	68	270	259,150
	Louis Oosthuizen	67	71	64	68	270	259,150
	Kevin Tway	66	69	68	67	270	259,150
8T	Ben Crane	66	69	68	68	271	205,900
	Joaquin Niemann	68	72	65	66	271	205,900
	Corey Connors	71	68	63	69	271	205,900
11T	Chris Kirk	66	71	67	68	272	163,300
	Tim Herron	66	70	68	68	272	163,300
	Ben Silverman	66	69	72	65	272	163,300
14T	Rickie Fowler	67	69	69	68	273	117,150
	Bill Haas	67	73	69	64	273	117,150
	Ryan Armour	68	68	66	71	273	117,150
	Brian Harman	72	67	64	70	273	117,150
	Danny Lee	70	69	69	65	273	117,150
	Tyrone Van Aswegen	67	67	71	68	273	117,150
20T	Rory Sabbatini	66	71	71	66	274	64,196
	Jimmy Walker	68	70	70	66	274	64,196
	Harris English	68	67	69	70	274	64,196
	Russell Knox	69	69	67	69	274	64,196
	Vaughn Taylor	67	70	70	67	274	64,196
	Chesson Hadley	71	71	65	67	274	64,196
	Satoshi Kodaira	66	67	71	70	274	64,196
	Andrew Putnam	64	72	70	68	274	64,196
	C.T. Pan	68	71	70	65	274	64,196
	Joel Dahmen	68	69	68	69	274	64,196
	J.T. Poston	69	68	65	72	274	64,196
	Shubhankar Sharma	73	68	66	67	274	64,196
32T	Jordan Spieth	69	68	70	68	275	36,068
	Steve Stricker	65	72	68	70	275	36,068
	Matt Kuchar	67	73	65	70	275	36,068
	William McGirt	70	67	67	71	275	36,068
	Brian Stuard	70	72	68	65	275	36,068
	Nicholas Lindheim	70	72	69	64	275	36,068
	Jason Kokrak	69	67	68	71	275	36,068
	Ben Martin	66	71	68	70	275	36,068
	Michael Thompson	70	72	64	69	275	36,068
	Conrad Shindler	73	68	68	66	275	36,068
42T	Brandt Snedeker	70	71	68	67	276	21,811
	Pat Perez	70	70	71	65	276	21,811
	Chad Campbell	69	70	68	69	276	21,811
	Bryson DeChambeau	68	67	71	70	276	21,811
	Maverick McNealy	69	72	70	65	276	21,811
	John Huh	69	71	68	68	276	21,811
	Tom Hoge	69	66	72	69	276	21,811
	Mackenzie Hughes	73	68	66	69	276	21,811
	Derek Fathauer	67	70	66	73	276	21,811
	Ted Potter Jr.	68	72	63	73	276	21,811
52T	Adam Scott	69	73	71	64	277	16,472
	Kevin Kisner	72	68	71	66	277	16,472
	Charley Hoffman	63	73	69	72	277	16,472
	Robert Streb	72	67	70	68	277	16,472
	Adam Hadwin	68	72	68	69	277	16,472
	Abraham Ancer	70	68	66	73	277	16,472
58T	Stewart Cink	67	70	69	72	278	15,549
	Russell Henley	72	67	69	70	278	15,549
	Whee Kim	71	67	68	72	278	15,549
	Anirban Lahiri	67	74	68	69	278	15,549
	Tom Lovelady	67	69	70	72	278	15,549
	Trey Mullinax	69	70	70	69	278	15,549
64T	Beau Hossler	64	71	71	73	279	14,981
	Patton Kizzire	71	70	68	70	279	14,981
66T	Jim Furyk	70	70	71	69	280	14,484
	Alex Cejka	66	69	76	69	280	14,484
	Shawn Stefani	66	73	70	71	280	14,484
	Si Woo Kim	69	73	65	73	280	14,484
	Brandon Harkins	69	69	73	69	280	14,484
71T	Wesley Bryan	69	73	66	73	281	13,987
	Tyler Duncan	72	69	71	69	281	13,987
73	Jhonattan Vegas	64	77	70	71	282	13,774
74T	Richy Werenski	68	73	68	74	283	13,561
	Ollie Schneiderjans	69	73	70	71	283	13,561
76	Kevin Streelman	69	67	72	76	284	13,348
77T	John Senden	72	70	71	73	286	13,135
	Martin Piller	67	71	70	78	286	13,135

DID NOT MAKE CUT

Webb Simpson	(70-73)	143	David Lingmerth	(72-75)	147
J.J. Henry	(71-72)	143	Sam Saunders	(72-75)	147
Aaron Wise	(70-73)	143	Andrew Landry	(70-77)	147
Martin Laird	(70-73)	143	Talor Gooch	(73-74)	147
Austin Cook	(71-72)	143	Scott Brown	(78-71)	149
Scott Stallings	(69-74)	143	Sung Kang	(73-77)	150
Xander Schauffele	(72-72)	144	Rod Pampling	(72-78)	150
Jonathan Byrd	(73-71)	144	Nick Taylor	(76-74)	150
Patrick Rodgers	(71-73)	144	Sung Kang	(73-78)	151
Chez Reavie	(70-74)	144	Cameron Smith	(79-74)	153
Aaron Baddeley	(75-70)	145	Smylie Kaufman	(75-78)	153
Jason Dufner	(68-77)	145	Ryan Blaum	(72-81)	153
Martin Flores	(71-74)	145	Sam Burns	(74-79)	153
Cody Gribble	(71-74)	145	Nick Watney	(79-76)	155
Brice Garnett	(71-74)	145	Keith Clearwater	(83-82)	165
David Hearn	(72-73)	145	Chris Stroud	(69)	wd
Scott Piercy	(73-72)	145	Robert Garrigus	(74)	wd
Xinjun Zhang	(71-74)	145	Seamus Power	(73-74)	dq
Adam Schenk	(68-77)	145			
Zach Johnson	(72-74)	146			
Sean O'Hair	(72-74)	146			
J.J. Spaun	(75-71)	146			
Grayson Murray	(70-76)	146			
Patrick Cantlay	(73-73)	146			
Kelly Kraft	(68-78)	146			

2018 CHAMPIONSHIP RACE

At18		At54		
1	Kevin Na	62	1 JUSTIN ROSE	196
2	Charley Hoffman	63	2T Brooks Koepka	200
3T	Emiliano Grillo	64	2T Emiliano Grillo	200
3T	Beau Hossler	64	4T Jon Rahm	202
3T	Jhonattan Vegas	64	4T Louis Oosthuizen	202
3T	Andrew Putnam	64	4T Ryan Armour	202
7	Steve Stricker	65	4T J.T. Poston	202
8T	JUSTIN ROSE	66	4T Corey Connors	202
(tied with 10 others)				
At36		At72		
1	JUSTIN ROSE	130	1 JUSTIN ROSE	260
2	Emiliano Grillo	131	2 Brooks Koepka	263
3T	Brooks Koepka	133	3 Emiliano Grillo	264
3T	Satoshi Kodaira	133	4 Kevin Na	266
5	Tyrone Van Aswegen	134		

HIGHLIGHTS



Justin Rose

Perfect scoring conditions greeted a stellar field, as light breezes led to a birdie-fest. Half the field broke par in the first round, though only 35 beat par in round two. 2016 Olympic Gold Medal Winner Justin Rose jumped out to the 36-hole lead at 10 under par, with a second-round 64.

On Saturday, the Englishman birdied his first three holes to create separation from the field. Rose's solid 66 staked him to a four-shot lead going into Sunday.

The big lead made it possible for players who were chasing to play free and aggressive, and several made charges, as Brooks Koepka and Emiliano Grillo posted 63 and 64, respectively, on Sunday. However, the steely Rose kept his foot on the gas and matched them with eight birdies of his own, and his impressive 64 gave him the three-shot victory, just one stroke shy of the tournament record.

2017 COLONIAL RESULTS

May 25-28

Rank	Player	R1	R2	R3	R4	Total	Money
1	Kevin Kisner	67	67	70	66	270	1,242,000
2T	Jordan Spieth	70	68	68	65	271	515,200
2T	Jon Rahm	66	69	70	66	271	515,200
2T	Sean O'Hair	67	68	70	66	271	515,200
5	Webb Simpson	68	66	67	71	272	276,000
6	Danny Lee	70	64	69	70	273	248,400
7T	Steve Stricker	72	71	68	63	274	215,050
7T	Brian Harman	69	69	71	65	274	215,050
7T	Scott Piercy	68	66	72	68	274	215,050
10T	Paul Casey	69	66	68	73	276	179,400
10T	Stewart Cink	68	70	66	72	276	179,400
12T	Sergio Garcia	69	66	68	73	277	131,100
12T	Matt Kuchar	70	72	68	67	277	131,100
12T	Bill Haas	69	69	68	71	277	131,100
12T	David Lingmerth	71	72	67	67	277	131,100
12T	Scott Brown	66	72	71	68	277	131,100
12T	Morgan Hoffmann	71	69	70	67	277	131,100
18T	Kevin Streelman	68	72	70	68	278	86,940
18T	Jonas Blixt	70	69	68	71	278	86,940
18T	Vaughn Taylor	68	71	72	67	278	86,940
18T	Ricky Barnes	75	68	67	68	278	86,940
18T	Kelly Kraft	65	73	71	69	278	86,940
18T	Kevin Tway	68	70	72	68	278	86,940
24T	Charley Hoffman	72	68	67	72	279	57,270
24T	Brian Stuard	70	73	71	65	279	57,270
24T	Emiliano Grillo	72	69	65	73	279	57,270
24T	Sam Saunders	71	70	67	71	279	57,270
24T	Ryan Blaum	70	72	70	67	279	57,270
29T	Phil Mickelson	67	75	69	69	280	44,850
29T	Graeme McDowell	66	70	72	72	280	44,850
29T	Harris English	72	68	71	69	280	44,850
29T	Tony Finau	72	65	73	70	280	44,850
29T	Ollie Schneiderjans	71	69	71	69	280	44,850
34T	Billy Horschel	70	70	70	71	281	34,106
34T	Marc Leishman	69	72	69	71	281	34,106
34T	Chad Campbell	69	73	70	69	281	34,106
34T	Robert Streb	70	72	72	67	281	34,106
34T	Brian Gay	69	69	71	72	281	34,106
34T	Whee Kim	68	70	70	73	281	34,106
34T	Curtis Luck	68	73	71	69	281	34,106
41T	Angel Cabrera	73	68	72	69	282	24,150
41T	Chris Stroud	71	73	69	69	282	24,150
41T	Bud Cauley	74	66	71	71	282	24,150
41T	Billy Hurley III	72	69	69	72	282	24,150
41T	Cody Gribble	69	73	69	71	282	24,150
41T	Michael Kim	68	74	69	71	282	24,150
41T	J.T. Poston	65	76	70	71	282	24,150
48T	Brandt Snedeker	70	71	73	69	283	17,554
48T	Chez Reavie	74	69	74	66	283	17,554
48T	Derek Fathauer	65	74	77	67	283	17,554
48T	Xander Schauffele	71	70	71	71	283	17,554
48T	Wesley Bryan	70	73	75	65	283	17,554
53T	Nick Watney	67	72	73	72	284	15,973
53T	Geoff Ogilvy	71	73	71	69	284	15,973
53T	Adam Hadwin	71	71	72	70	284	15,973
53T	Yuta Ikeda	70	71	72	71	284	15,973
57T	Graham DeLaet	69	74	71	71	285	15,387
57T	Ben Martin	71	70	71	73	285	15,387
57T	Sung Kang	68	74	74	69	285	15,387
57T	Michael Thompson	68	74	72	71	285	15,387
61T	William McGirt	72	70	70	74	286	14,973
61T	Nick Taylor	70	72	73	71	286	14,973
63T	Zach Johnson	67	75	75	70	287	14,559
63T	Scott Stallings	71	73	73	70	287	14,559
63T	Matt Jones	73	70	75	69	287	14,559
63T	Patton Kizzire	71	71	74	71	287	14,559
67T	Chris Kirk	69	70	76	73	288	14,145
67T	Ryan Moore	67	73	76	72	288	14,145
69	Dominic Bozzelli	71	70	78	70	289	13,938
70T	Ryan Palmer	72	70	77	71	290	13,731
70T	David Hearn	72	70	75	73	290	13,731
72	Cameron Tringale	72	71	72	77	292	13,524

DID NOT MAKE CUT

Jason Dufner	(74-71)-145	Luke List	(74-74)-148
Rory Sabbatini	(76-69)-145	Cameron Percy	(73-75)-148
Bryson DeChambeau	(74-71)-145	Tim Herron	(77-72)-149
Kyle Reifers	(73-72)-145	Keith Clearwater	(75-74)-149
John Huh	(74-71)-145	Rod Pampling	(75-74)-149
Si Woo Kim	(72-73)-145	Blayne Barber	(74-75)-149
Martin Laird	(73-72)-145	Brandon Hagy	(75-74)-149
Fabian Gomez	(72-73)-145	Johnson Wagner	(78-71)-149
Cameron Smith	(76-69)-145	Patrick Rodgers	(76-74)-150
Hunter Mahan	(73-73)-146	Lucas Glover	(76-74)-150
Martin Piller	(75-71)-146	Jamie Sadlowski	(73-77)-150
Pat Perez	(73-73)-146	Martin Flores	(75-75)-150
Aaron Baddeley	(74-72)-146	Daniel Summerhays	(75-75)-150
Greg Chalmers	(73-73)-146	Boo Weekley	(76-75)-151
Jazz Janewattananond	(70-76)-146	Jhonnatan Vegas	(82-69)-151
Kyle Stanley	(73-74)-147	Tyrone Van Aswegen	(76-75)-151
Steven Bowditch	(71-76)-147	Jason Bohn	(78-74)-152
Matt Every	(74-73)-147	Mackenzie Hughes	(75-77)-152
Bryce Molder	(77-70)-147	James Hahn	(75-77)-152
C.T. Pan	(71-76)-147	Davis Love III	(76-79)-155
Anirban Lahiri	(76-71)-147	Jason Kokrak	(75-80)-155
J.J. Henry	(73-75)-148	J.J. Spaun	(71)-wd
Zac Blair	(73-75)-148	Camilo Villegas	(75)-wd
Harold Varner III	(73-75)-148	Seung-Yul Noh	(76)-wd
Beau Hossler	(72-76)-148		

2017 CHAMPIONSHIP RACE

At 18		At 54	
1T Kelly Kraft	65	1 Webb Simpson	201
1T J.T. Poston	65	2T Paul Casey	203
1T Derek Fathauer	65	2T Danny Lee	203
4T Graeme McDowell	66	4T KEVIN KISNER	204
4T Jon Rahm	66	4T Stewart Cink	204
4T Scott Brown	66	6T Jon Rahm	205
7T KEVIN KISNER	67	6T Sean O'Hair	205
(tied with 5 others)		8T Jordan Spieth	206
		8T Sergio Garcia	206
		8T Bill Haas	206
		8T Emiliano Grillo	206
		8T Scott Piercy	206
At 36		At 72	
1T KEVIN KISNER	134	1 KEVIN KISNER	270
1T Webb Simpson	134	2T Jordan Spieth	271
1T Danny Lee	134	2T Jon Rahm	271
1T Scott Piercy	134	2T Sean O'Hair	271
5T Sergio Garcia	135	5 Webb Simpson	272
5T Paul Casey	135		
5T Jon Rahm	135		
5T Sean O'Hair	135		
9 Graeme McDowell	136		

HIGHLIGHTS



Kevin Kisner

Windy conditions throughout the week kept scores high and the players bunched up. Two Spaniards made early splashes - rookie Jon Rahm and reigning Masters champ Sergio Garcia, the 2001 Colonial winner.

But it was six-year Tour veteran Kevin Kisner who seized a share of the 36-hole lead following a near record high cut of 4-over-par... the highest in 18 years at Colonial.

Webb Simpson grabbed the 54-hole lead, and then battled it out on Sunday with Kisner, Rahm and surging defending champion Jordan Spieth.

Simpson kept the lead through the front nine, but Kisner staged a 3-birdie run at holes 10-12 to surge into the top spot. His 4-under 66 held up for a one shot victory and his second PGA Tour win.

2016 COLONIAL RESULTS

May 26-29

Rank	Player	R1	R2	R3	R4	Total	Money
1	Jordan Spieth	67	66	65	65	263	1,206,000
2	Harris English	67	69	64	66	266	723,600
3T	Ryan Palmer	66	67	66	68	267	388,600
3T	Webb Simpson	65	67	68	267	388,600	
5	Kyle Reifers	66	67	67	68	268	268,000
6T	Jason Dufner	66	69	66	70	271	216,912
6T	Matt Kuchar	73	67	63	68	271	216,912
6T	Martin Piller	66	66	68	71	271	216,912
6T	Anirban Lahiri	65	70	68	68	271	216,912
10T	Chad Campbell	69	72	68	63	272	167,500
10T	Kevin Kisner	71	66	69	66	272	167,500
10T	Bryce Molder	64	69	70	69	272	167,500
13T	Marc Leishman	68	67	69	69	273	134,000
13T	Chris Stroud	69	69	64	71	273	134,000
15T	Chris Kirk	70	70	65	69	274	117,250
15T	Patrick Reed	65	69	71	71	274	117,250
17T	Zach Johnson	72	68	68	67	275	93,800
17T	Brandt Snedeker	68	68	69	70	275	93,800
17T	David Hearn	67	67	73	68	275	93,800
17T	Tom Hoge	70	70	66	69	275	93,800
17T	Troy Merritt	69	70	68	68	275	93,800
22T	Steven Bowditch	69	68	71	68	276	69,680
22T	Adam Hadwin	68	67	71	71	276	69,680
22T	Danny Lee	71	68	68	69	276	69,680
25T	David Toms	67	69	70	71	277	53,432
25T	Chari Schwartzel	71	69	65	72	277	53,432
25T	Brian Harman	71	70	68	68	277	53,432
25T	Tyler Aldridge	69	70	71	67	277	53,432
29T	Tim Herron	72	67	70	69	278	43,550
29T	Jimmy Walker	70	68	71	69	278	43,550
29T	Ben Crane	70	69	69	70	278	43,550
29T	Jim Herman	67	72	67	72	278	43,550
29T	Ben Martin	68	68	71	71	278	43,550
34T	Vijay Singh	70	71	72	66	279	32,411
34T	Tony Finau	68	67	73	71	279	32,411
34T	Sean O'Hair	67	72	69	71	279	32,411
34T	Jason Bohn	68	72	70	69	279	32,411
34T	Johnson Wagner	70	67	70	72	279	32,411
34T	Chad Collins	69	71	70	69	279	32,411
34T	Shawn Stefani	70	68	66	75	279	32,411
34T	Blayne Barber	72	68	71	68	279	32,411
42T	Charley Hoffman	71	69	68	72	280	23,450
42T	Ricky Barnes	68	71	68	73	280	23,450
42T	Kevin Na	70	68	73	69	280	23,450
42T	Seung-Yul Noh	67	68	70	75	280	23,450
42T	Tyrone Van Aswegen	69	72	71	68	280	23,450
47T	Steve Stricker	72	68	70	71	281	17,001
47T	Bill Haas	67	70	74	70	281	17,001
47T	William McGirt	69	72	70	70	281	17,001
47T	Daniel Summerhays	72	68	68	73	281	17,001
47T	Jon Curran	72	69	68	72	281	17,001
47T	Nick Taylor	69	69	70	73	281	17,001
47T	Hudson Swafford	71	70	72	68	281	17,001
47T	Tim Wilkinson	71	68	77	65	281	17,001
55T	Adam Scott	72	69	71	70	282	15,008
55T	Steve Flesch	70	68	73	71	282	15,008
55T	Aaron Baddeley	71	70	69	72	282	15,008
55T	Vaughn Taylor	72	67	71	72	282	15,008
55T	Emiliano Grillo	69	69	71	73	282	15,008
55T	Jason Kokrak	69	70	68	75	282	15,008
55T	Jonas Blixt	67	69	75	71	282	15,008
62T	Cameron Tringale	70	71	79	73	283	14,338
62T	Derek Fathauer	69	72	69	73	283	14,338
62T	Mark Hubbard	69	72	72	70	283	14,338
65T	Roberto Castro	73	68	69	74	284	14,003
65T	Brett Stegmaier	69	71	70	74	284	14,003
67T	Colt Knost	68	70	75	72	285	13,668
67T	Scott Piercy	71	67	78	69	285	13,668
67T	Hiroshi Iwata	71	69	71	74	285	13,668
70	Robert Streb	70	71	69	76	286	13,400

DID NOT MAKE CUT

Kevin Chappell	(68 - 74) - 142	Keegan Bradley	(72 - 72) - 144
Kyle Stanley	(72 - 70) - 142	Will Wilcox	(75 - 69) - 144
Lucas Glover	(73 - 69) - 142	Carl Pettersson	(73 - 71) - 144
George McNeill	(72 - 70) - 142	Brendon de Jonge	(71 - 73) - 144
Jerry Kelly	(71 - 71) - 142	Franklin Coppening	(75 - 69) - 144
Martin Laird	(73 - 69) - 142	Bronson Burgoon	(72 - 72) - 144
Jason Gore	(73 - 69) - 142	John Senden	(72 - 73) - 145
Chez Reavie	(69 - 73) - 142	Kevin Strelman	(73 - 72) - 145
Si Woo Kim	(72 - 70) - 142	Scott Stallings	(74 - 71) - 145
Zac Blair	(69 - 73) - 142	Chesson Hadley	(73 - 72) - 145
Scott Langley	(70 - 72) - 142	Kramer Hickok	(74 - 71) - 145
Andrew Loupe	(73 - 69) - 142	Peter Malnati	(74 - 72) - 146
Greg Owen	(72 - 70) - 142	John Huh	(71 - 75) - 146
Matt Jones	(70 - 72) - 142	Patton Kizzire	(74 - 73) - 147
Boo Weekley	(73 - 70) - 143	Scott Brown	(76 - 71) - 147
Jim Furyk	(75 - 68) - 143	Brendon Todd	(74 - 73) - 147
J.J. Henry	(70 - 73) - 143	Stewart Cink	(72 - 75) - 147
Hunter Mahan	(69 - 74) - 143	Angel Cabrera	(73 - 75) - 148
Jeff Overton	(69 - 74) - 143	Smylie Kaufman	(73 - 75) - 148
Bryson DeChambeau	(70 - 73) - 143	Geoff Ogilvy	(72 - 77) - 149
Freddie Jacobson	(76 - 67) - 143	Jhonattan Vegas	(76 - 73) - 149
Steve Marino	(75 - 68) - 143	Ian Poulter	(73 - 77) - 150
Sung Kang	(71 - 72) - 143	Michael Kim	(77 - 74) - 151
Louis Oosthuizen	(73 - 71) - 144	Keith Clearwater	(77 - 76) - 153
Camilo Villegas	(73 - 71) - 144	Ken Duke	(78 - 76) - 154
		Fabian Gomez	(73) - wd

2016 CHAMPIONSHIP RACE

At 18		At 54			
1	Bryce Molder	64	1	JORDAN SPIETH	198
2T	Patrick Reed	65	2T	Webb Simpson	199
2T	Webb Simpson	65	2T	Ryan Palmer	199
2T	Anirban Lahiri	65	4T	Martin Piller	200
5T	Jason Dufner	66	4T	Kyle Reifers	200
5T	Ryan Palmer	66	4T	Harris English	200
5T	Martin Piller	66	7	Jason Dufner	201
5T	Kyle Reifers	66	8	Chris Stroud	202
9T	JORDAN SPIETH	67	9T	Matt Kuchar	203
(tied with 8 others)			9T	Patrick Reed	203
			9T	Bryce Molder	203
			9T	Anirban Lahiri	203
At 36					
1T	Webb Simpson	132			
1T	Martin Piller	132			
3T	JORDAN SPIETH	133			
3T	Ryan Palmer	133			
3T	Bryce Molder	133			
3T	Kyle Reifers	133			
7T	Patrick Reed	134			
7T	David Hearn	134			
		At 72			
		1	JORDAN SPIETH	263	
		2	Harris English	266	
		3T	Webb Simpson	267	
		3T	Ryan Palmer	267	
		5	Kyle Reifers	268	

HIGHLIGHTS



Jordan Spieth

While rain interrupted the championship for the second year in a row, it was nothing like the prior year, and the historic Colonial course presented in perfect condition. Texas favorite Jordan Spieth climbed within one shot of the lead after 36 holes, with a second round 66.

A Saturday 65 gave Spieth the outright lead, but plenty of quality chasers remained for him to fend off on Sunday.

Ryan Palmer grabbed an early lead with two opening birdies. Harris English then made four birdies in five holes to take over. But Spieth birdied holes 10- 12 to retake the lead, and slammed the door with three closing birdies, the only Colonial champ to birdie the final three holes.

2015 COLONIAL RESULTS

May 21-24

Rank	Player	R1	R2	R3	R4	Total	Money
1	Chris Kirk	68	69	65	66	268	\$1,170,000
2T	Jordan Spieth	64	73	67	65	269	485,333
2T	Brandt Snedeker	67	69	66	67	269	485,333
2T	Jason Bohn	69	69	68	63	269	485,333
5T	Ian Poulter	65	67	68	70	270	220,350
5T	Pat Perez	69	69	68	64	270	220,350
5T	Kevin Kisner	67	69	67	67	270	220,350
5T	George McNeill	65	69	69	67	270	220,350
5T	Adam Hadwin	69	66	69	66	270	220,350
10T	Rory Sabbatini	67	70	66	68	271	134,875
10T	Danny Lee	66	69	70	66	271	134,875
10T	Ben Martin	66	71	68	66	271	134,875
10T	Colt Knost	66	73	66	66	271	134,875
10T	Jerry Kelly	67	70	67	67	271	134,875
10T	Brian Harman	68	66	69	68	271	134,875
10T	Kevin Na	64	66	69	72	271	134,875
10T	Charley Hoffman	66	69	66	70	271	134,875
18	John Huh	70	68	70	64	272	97,500
19T	Zach Johnson	70	69	67	67	273	78,780
19T	Robert Streb	71	68	68	66	273	78,780
19T	Kevin Chappell	71	68	68	66	273	78,780
19T	Shawn Stefani	67	69	69	68	273	78,780
19T	Tony Finau	67	72	66	68	273	78,780
24T	Adam Scott	72	66	66	70	274	57,200
24T	Russell Knox	71	67	69	67	274	57,200
24T	Chesson Hadley	70	71	67	66	274	57,200
27T	Steve Stricker	67	70	71	67	275	45,175
27T	Luke Guthrie	66	74	68	67	275	45,175
27T	Scott Langley	68	72	68	67	275	45,175
27T	Fabian Gomez	70	69	67	69	275	45,175
27T	Marc Leishman	66	69	70	70	275	45,175
27T	Nick Taylor	68	68	68	71	275	45,175
33T	Boo Weekley	64	69	71	72	276	31,525
33T	Patrick Reed	70	69	68	69	276	31,525
33T	Erik Compton	73	65	69	69	276	31,525
33T	Jon Curran	68	72	68	68	276	31,525
33T	Scott Brown	70	71	67	68	276	31,525
33T	Jim Herman	71	68	70	67	276	31,525
33T	William McGirt	73	66	67	70	276	31,525
33T	Jeff Overton	67	73	70	66	276	31,525
33T	David Hearn	66	75	69	66	276	31,525
33T	David Lingmerth	71	70	70	65	276	31,525
43T	Jason Dufner	68	72	67	71	278	18,993
43T	Ryo Ishikawa	64	74	69	71	278	18,993
43T	Scott Piercy	70	69	68	71	278	18,993
43T	Brendon Todd	70	67	71	70	278	18,993
43T	Geoff Ogilvy	69	70	70	69	278	18,993
43T	Paul Casey	69	71	69	69	278	18,993
43T	Cameron Tringale	68	70	71	69	278	18,993
43T	Martin Laird	69	68	72	69	278	18,993
43T	Vijay Singh	69	66	69	74	278	18,993
43T	Lucas Glover	70	71	69	68	278	18,993
53T	Hunter Mahan	67	71	71	70	279	14,976
53T	Graham DeLaet	70	68	67	74	279	14,976
53T	Billy Hurlley III	70	70	69	70	279	14,976
53T	Jhonattan Vegas	68	73	68	70	279	14,976
53T	Martin Flores	72	69	68	70	279	14,976
58T	Bryce Molder	72	68	68	72	280	14,365
58T	Daniel Summerhays	68	71	68	73	280	14,365
58T	Kevin Streelman	71	69	66	74	280	14,365
58T	Carlos Ortiz	70	70	69	71	280	14,365
62T	Zac Blair	66	71	70	74	281	13,910
62T	Steve Flesch	71	69	68	73	281	13,910
62T	Brian Stuard	71	69	70	71	281	13,910
65T	Angel Cabrera	70	71	70	71	282	13,390
65T	Scott Pinckney	70	70	67	75	282	13,390
65T	<i>Gunn Yang</i>	67	70	71	74	282	
65T	Jimmy Walker	72	66	72	72	282	13,390
65T	Whee Kim	72	68	71	71	282	13,390
65T	Alex Prugh	72	69	70	71	282	13,390
71T	Ben Crane	66	73	72	72	283	12,935
71T	Andres Gonzales	68	73	70	72	283	12,935
74T	Jarrold Lyle	69	69	74	<i>cut</i>	212	12,350
74T	Harrison Frazer	68	73	71	<i>cut</i>	212	12,350
74T	Steve Wheatcroft	70	71	71	<i>cut</i>	212	12,350
74T	Chad Collins	73	68	71	<i>cut</i>	212	12,350
74T	Patrick Rodgers	72	69	71	<i>cut</i>	212	12,350

Name in italics indicates amateur.

Rank	Player	R1	R2	R3	R4	Total	Money
79	John Peterson	69	71	73	<i>cut</i>	213	11,960
80	Kyle Reifers	72	69	75	<i>cut</i>	216	11,830

DID NOT MAKE CUT

Tim Herron	(70-72)	-142	J.J. Henry	(72-73)	-145
Daniel Berger	(68-74)	-142	Aaron Baddeley	(72-73)	-145
Mark Wilson	(68-74)	-142	Retief Goosen	(73-72)	-145
James Hahn	(69-73)	-142	Spencer Levin	(74-71)	-145
Brice Garnett	(72-70)	-142	Andrew Svoboda	(69-76)	-145
Ryan Palmer	(69-73)	-142	Justin Leonard	(69-77)	-146
Ken Duke	(71-71)	-142	Bo Van Pelt	(75-71)	-146
Sangmoon Bae	(75-67)	-142	David Toms	(74-72)	-146
Nicholas Thompson	(71-71)	-142	Max Homa	(75-71)	-146
Chad Campbell	(70-72)	-142	S.J. Park	(75-72)	-147
Sean O'Hair	(71-71)	-142	Freddie Jacobson	(72-75)	-147
Johnson Wagner	(72-71)	-143	Mike Weir	(75-72)	-147
Kenny Perry	(70-73)	-143	Richard Sterne	(75-72)	-147
Thomas Lim	(72-71)	-143	Jason Kokrak	(68-79)	-147
Hudson Swafford	(73-70)	-143	Sam Saunders	(76-71)	-147
John Senden	(71-71)	-143	Corey Pavin	(73-75)	-148
Chris Stroud	(74-69)	-143	Jonas Blixt	(74-74)	-148
Michael Thompson	(69-75)	-144	Carl Pettersson	(77-72)	-149
Michael Putnam	(72-72)	-144	Brian Davis	(78-74)	-152
Cody Gribble	(75-69)	-144	Keith Clearwater	(76-77)	-153
Charlie Beljan	(72-73)	-145	Louis Oosthuizen	(210)	- wd
			Steven Bowditch	(145)	- dq

2015 CHAMPIONSHIP RACE

At 18		At 54			
1T	Jordan Spieth	64	1	Kevin Na	199
1T	Boo Weekley	64	2	Ian Poulter	200
1T	Ryo Ishikawa	64	3	Charley Hoffman	201
1T	Kevin Na	64	4T	CHRIS KIRK	202
5T	Ian Poulter	65	4T	Brandt Snedeker	202
5T	George McNeill	65	6T	Rory Sabbatini	203
7T	(nine players tied)	66	6T	George McNeill	203
16T	(10 players tied)	67	6T	Brian Harman	203
26T	CHRIS KIRK	68	6T	Kevin Kisner	203
	(tied with 13 others)		10T	(seven players tied)	204
At 36		At 72			
1	Kevin Na	130	1	CHRIS KIRK	268
2	Ian Poulter	132	2T	Jordan Spieth	269
3	Boo Weekley	133	2T	Brandt Snedeker	269
4T	George McNeill	134	2T	Jason Bohn	229
4T	Brian Harman	134	5T	Ian Poulter	270
6T	(five players tied)	135	5T	George McNeill	270
11T	(four players tied)	136	5T	Kevin Kisner	270
15T	CHRIS KIRK	137	5T	Pat Perez	270
	(tied with 9 others)		5T	Adam Hadwin	270

HIGHLIGHTS



Chris Kirk

With his victory, Kirk became the first Tour player to win the Ben Hogan Award as a college player and then return as a pro to win the championship.

Mother Nature turned the 2015 tournament into the wettest championship since 2007. Rain delays and soft, soggy conditions ruled the day.

With the field all bunched up on Sunday, it turned into a battle of survival on the back nine between Chris Kirk, Jordan Spieth, Brand Snedeker and Jason Bohn.

Kirk recorded the only clean card, making 7 pars and 2 birdies on the final nine, to clip the other three players by one shot, all of whom recorded untimely bogies down the stretch.

With his victory, Kirk became the first Tour player to win the Ben Hogan Award as a college player and then return as a pro to win the championship.

2014 COLONIAL RESULTS

May 22-25

Rank	Player	R1	R2	R3	R4	Total	Money
1	Adam Scott	71	68	66	66	271*	\$1,152,000
2	Jason Dufner	67	69	69	66	271*	691,200
3T	Freddie Jacobson	67	71	67	67	272	371,200
3T	Nicholas Thompson	69	68	69	66	272	371,200
5T	David Lingmerth	72	69	66	66	273	216,960
5T	Ryan Palmer	69	69	68	67	273	216,960
5T	John Senden	71	68	66	68	273	216,960
5T	Brendon Todd	69	69	67	68	273	216,960
5T	David Toms	72	66	65	70	273	216,960
10T	Kevin Chappell	68	73	63	70	274	153,600
10T	Hideki Matsuyama	69	70	64	71	274	153,600
10T	Michael Thompson	73	66	69	66	274	153,600
10T	Jimmy Walker	67	68	69	70	274	153,600
14T	Brian Davis	68	67	70	70	275	102,400
14T	Graham DeLaet	69	70	68	68	275	102,400
14T	Dustin Johnson	65	70	74	66	275	102,400
14T	Chris Kirk	73	64	67	71	275	102,400
14T	Jordan Spieth	67	69	70	69	275	102,400
14T	Chris Stroud	70	64	69	72	275	102,400
14T	Bo Van Pelt	67	68	70	70	275	102,400
21T	Bud Cauley	70	69	69	68	276	58,453
21T	David Hearn	67	69	74	66	276	58,453
21T	George McNeill	68	72	68	68	276	58,453
21T	Tim Clark	67	68	69	72	276	58,453
21T	Bill Haas	70	68	69	69	276	58,453
21T	Russell Knox	71	70	66	69	276	58,453
21T	Marc Leishman	69	68	67	72	276	58,453
21T	Ben Martin	70	68	69	69	276	58,453
21T	William McGirt	72	67	67	70	276	58,453
30T	Chad Campbell	69	66	68	74	277	37,200
30T	Brendon de Jonge	70	68	70	69	277	37,200
30T	Harris English	66	70	73	68	277	37,200
30T	Brice Garnett	67	66	74	70	277	37,200
30T	Brian Harman	69	67	68	73	277	37,200
30T	Billy Hurler III	71	67	70	69	277	37,200
30T	Martin Laird	70	69	69	69	277	37,200
30T	Heath Slocum	69	69	69	70	277	37,200
38T	Robert Allenby	68	70	68	72	278	26,240
38T	Jerry Kelly	70	71	69	68	278	26,240
38T	Danny Lee	71	69	68	70	278	26,240
38T	Louis Oosthuizen	72	68	67	71	278	26,240
38T	Michael Putnam	70	71	68	69	278	26,240
38T	Robert Streb	66	68	74	70	278	26,240
38T	Josh Teater	68	71	70	69	278	26,240
45T	Trevor Immelman	69	71	68	71	279	18,304
45T	Matt Jones	70	67	73	69	279	18,304
45T	Andrew Loupe	75	65	68	71	279	18,304
45T	Bryce Molder	70	70	67	72	279	18,304
45T	Jeff Overton	70	71	70	68	279	18,304
45T	Brandt Snedeker	70	66	73	70	279	18,304
51T	Jim Furyk	69	69	71	71	280	15,061
51T	Daniel Summerhays	69	71	73	67	280	15,061
51T	Aaron Baddeley	68	67	71	74	280	15,061
51T	Ken Duke	67	72	69	72	280	15,061
51T	Charley Hoffman	70	68	69	73	280	15,061
51T	Tim Wilkinson	66	71	69	74	280	15,061
57T	Brian Gay	71	69	72	69	281	14,336
57T	J.J. Henry	70	70	68	73	281	14,336
57T	Justin Leonard	69	72	70	70	281	14,336
60T	Ricky Barnes	68	71	73	70	282	13,952
60T	Steve Flesch	71	70	69	72	282	13,952
60T	Hunter Mahan	66	71	70	75	282	13,952
63T	Jeff Curl	71	69	71	72	283	13,440
63T	Tim Herron	72	69	71	71	283	13,440
63T	Sean O'Hair	69	69	70	75	283	13,440
63T	John Rollins	69	72	69	73	283	13,440
63T	Cameron Tringale	70	70	67	76	283	13,440
68T	Scott Langley	71	70	74	69	284	12,992
68T	Kyle Stanley	73	68	73	70	284	12,992
70T	Jonathan Byrd	70	70	73	72	285	12,672
70T	Davis Love III	72	69	74	70	285	12,672
70T	Vijay Singh	68	73	69	75	285	12,672
73	Zach Johnson	70	71	69	76	286	12,416
74	Briny Baird	71	70	72	74	287	12,288
75	Boo Weekley	71	69	74	74	288	12,160

*In sudden death, Scott won with birdie on third extra hole (#18).
Name in italics indicates amateur.


DID NOT MAKE CUT

Corey Pavin	(70-72)-142	Lucas Glover	(73-71)-144
Angel Cabrera	(71-71)-142	John Huh	(71-73)-144
Matt Kuchar	(72-70)-142	Carl Pettersson	(72-73)-145
Paul Casey	(70-72)-142	Mark Wilson	(69-76)-145
Ryo Ishikawa	(72-70)-142	Franklin Corpening	(74-71)-145
Kevin Stadler	(74-68)-142	Wes Roach	(67-78)-145
Scott Stallings	(74-68)-142	James Hahn	(70-75)-145
Woody Austin	(72-70)-142	Jim Renner	(72-73)-145
Kevin Na	(71-71)-142	Richard H. Lee	(70-75)-145
Derek Ernst	(71-71)-142	Greg Chalmers	(76-70)-146
Rod Pampling	(70-72)-142	Kevin Tway	(75-71)-146
Brian Stuard	(71-71)-142	Chris Williams	(75-71)-146
Rory Sabbatini	(69-74)-143	Andrew Svoboda	(73-73)-146
Geoff Ogilvy	(69-74)-143	Seung-Yul Noh	(72-74)-146
Camilo Villegas	(72-71)-143	Matt Every	(72-75)-147
Steven Bowditch	(72-71)-143	Chad Collins	(73-74)-147
Scott Brown	(74-69)-143	John Merrick	(74-74)-148
Spencer Levin	(72-71)-143	Roberto Castro	(73-76)-149
Luke Guthrie	(74-69)-143	Y.E. Yang	(76-74)-150
Kevin Kisner	(75-68)-143	Jason Bohn	(78-73)-151
Olin Browne	(71-73)-144	Julien Brun	(77-76)-153
Nick Watney	(74-70)-144	Chesson Hadley	(77-77)-154
Pat Perez	(71-73)-144	Rickie Fowler	(80-75)-155
Justin Hicks	(72-72)-144	Keith Clearwater	(79-78)-157

2014 CHAMPIONSHIP RACE

At 18		At 54			
1	Dustin Johnson	65	1T David Toms	203	
2T	Hunter Mahan	66	1T Hideki Matsuyama	203	
2T	Harris English	66	1T Chad Campbell	203	
2T	Robert Streb	66	1T Chris Stroud	203	
2T	Tim Wilkinson	66	5T Jimmy Walker	204	
6T	(10 players tied)	67	5T Tim Clark	204	
16T	(eight players tied)	68	5T Chris Kirk	204	
24T	(18 players tied)	69	5T Kevin Chappell	204	
42T	(22 players tied)	70	5T Marc Leishman	204	
64T	ADAM SCOTT	71	5T Brian Harman	204	
	(tied with 17 others)		11T ADAM SCOTT	205	
			(tied with six others)		
At 36		At 72			
1	Brice Garnett	133	1	ADAM SCOTT	271
2T	Chris Stroud	134	2	Jason Dufner	271
2T	Robert Streb	134	3	Freddie Jacobson	272
4T	(seven players tied)	135	3T	Nicholas Thompson	272
11T	(six players tied)	136	5T	David Toms	273
17T	(six players tied)	137	5T	Ryan Palmer	273
23T	(13 players tied)	138	5T	John Senden	273
36T	ADAM SCOTT	139	5T	Brendon Todd	273
	(tied with 10 others)		5T	David Lingmerth	273

HIGHLIGHTS



Adam Scott

Adam Scott came to town carrying the world's #1 ranking for the first time in his career. After starting the event four over par through nine holes, he battled up the standings into a tie for 11th place after the third round. He then matched Saturday's 66 with another one on Sunday, which earned him a playoff with Jason Dufner.

Matching pars on the first playoff hole (#18) led to dramatic birdies on the second playoff hole (#17). Playing the 18th hole again, Scott stuck his approach shot close, and drained his second straight birdie putt for the victory.

The win gave Scott a "Texas Slam," now a winner of all four Texas PGA Tour events, and he became the fourth Australian to win the Colonial championship.

2013 COLONIAL RESULTS

May 23-26

Rank	Player	R1	R2	R3	R4	Total	Money
1	Boo Weekley	67	67	66	66	266	\$1,152,000
2	Matt Kuchar	65	65	69	68	267	691,200
3	Zach Johnson	69	65	68	66	268	435,200
4T	Scott Stallings	69	65	69	66	269	264,533
4T	Matt Every	65	69	66	69	269	264,533
4T	John Rollins	63	71	67	68	269	264,533
7T	Tim Clark	67	69	65	69	270	192,800
7T	Jordan Spieth	65	67	71	67	270	192,800
7T	Josh Teater	65	67	71	67	270	192,800
7T	Chris Stroud	67	66	67	70	270	192,800
11T	John Huh	66	68	72	65	271	147,200
11T	Jonas Blixt	67	68	67	69	271	147,200
11T	Chez Reavie	70	64	70	67	271	147,200
14T	Ryan Palmer	62	72	71	67	272	112,000
14T	Franklin Corpening	68	70	72	62	272	112,000
14T	Martin Flores	66	70	65	71	272	112,000
14T	Bud Cauley	67	69	66	70	272	112,000
18T	Charley Hoffman	66	70	67	70	273	86,400
18T	Ted Potter Jr.	70	66	68	69	273	86,400
18T	David Lingmerth	72	64	72	65	273	86,400
18T	Jason Kokrak	66	71	68	68	273	86,400
22T	Steve Flesch	68	64	69	73	274	64,000
22T	Brendon de Jonge	66	70	68	70	274	64,000
22T	Graham DeLaet	64	67	69	74	274	64,000
22T	Brian Stuard	67	70	69	68	274	64,000
26T	Hunter Mahan	69	68	68	70	275	47,360
26T	Camilo Villegas	70	68	69	68	275	47,360
26T	John Merrick	68	70	71	66	275	47,360
26T	Scott Piercy	69	69	70	67	275	47,360
26T	John Peterson	64	71	71	69	275	47,360
31T	Jim Furyk	69	66	70	71	276	38,800
31T	Angel Cabrera	70	67	70	69	276	38,800
31T	Bo Van Pelt	70	68	67	71	276	38,800
31T	Ken Duke	66	68	73	69	276	38,800
35T	Henrik Stenson	68	70	72	67	277	30,217
35T	Carl Pettersson	66	69	73	69	277	30,217
35T	Fredric Jacobson	66	67	69	75	277	30,217
35T	Chris Kirk	67	66	70	74	277	30,217
35T	Brandt Jobe	68	68	75	66	277	30,217
35T	Daniel Summerhays	65	73	67	72	277	30,217
35T	Richard H. Lee	70	68	69	70	277	30,217
42T	J.J. Henry	68	68	67	75	278	23,040
42T	Brian Davis	67	68	70	73	278	23,040
42T	Bob Estes	67	68	71	72	278	23,040
42T	Shawn Stefani	69	70	68	71	278	23,040
46T	David Frost	69	70	71	69	279	16,864
46T	Stuart Appleby	69	68	75	67	279	16,864
46T	Jason Dufner	67	71	71	70	279	16,864
46T	Marc Leishman	66	68	72	73	279	16,864
46T	Derek Ernst	66	69	73	71	279	16,864
46T	Michael Thompson	67	72	69	71	279	16,864
46T	Patrick Reed	70	69	67	73	279	16,864
46T	Roberto Castro	67	68	73	71	279	16,864
54T	Rickie Fowler	69	69	70	72	280	14,400
54T	Tommy Gainey	65	72	67	76	280	14,400
54T	Martin Laird	70	69	72	69	280	14,400
54T	D.J. Trahan	67	70	73	70	280	14,400
54T	Cameron Tringale	70	69	72	69	280	14,400
54T	Kevin Chappell	69	70	69	72	280	14,400
54T	Dicky Pride	69	70	70	71	280	14,400
54T	Kyle Reifers	68	69	69	74	280	14,400
62T	Justin Hicks	71	64	75	71	281	13,696
62T	Seung-Yul Noh	69	69	69	74	281	13,696
62T	Ben Kohles	67	67	71	76	281	13,696
65T	Tim Herron	71	67	72	72	282	13,248
66T	Bryce Molder	67	70	69	76	282	13,248
66T	Greg Chalmers	67	72	70	73	282	13,248
66T	Luke Guthrie	71	68	69	74	282	13,248
69	Morgan Hoffmann	64	73	73	73	283	12,928
70T	Robert Karlsson	69	68	73	74	284	12,672
70T	Vaughn Taylor	71	68	71	74	284	12,672
70T	Ryo Ishikawa	69	69	74	72	284	12,672
73T	Charlie Wi	69	66	73	77	285	12,288
73T	Erik Compton	68	71	72	74	285	12,288
73T	Henrik Norlander	69	70	75	71	285	12,288
76T	Bobby Gates	69	70	70	77	286	11,968
76T	Sang-Moon Bae	69	70	70	77	286	11,968

DID NOT MAKE CUT

Corey Pavin	(71-69)-140	Davis Love III	(76-68)-144
Tom Lehman	(72-68)-140	Sean O'Hair	(72-72)-144
Rory Sabbatini	(68-72)-140	Stewart Cink	(74-70)-144
Charl Schwartzel	(70-70)-140	Kyle Stanley	(74-70)-144
Chad Campbell	(69-71)-140	Harris English	(71-73)-144
Kevin Streelman	(70-70)-140	Troy Matteson	(72-72)-144
Ben Crane	(72-68)-140	Scott Langley	(71-73)-144
Johnson Wagner	(71-69)-140	William McGirt	(73-72)-145
Charles Bejan	(71-69)-140	Nicholas Thompson	(69-76)-145
Doug LaBelle	(70-70)-140	Luke List	(70-75)-145
James Hahn	(70-70)-140	Lee Williams	(74-71)-145
Steven Fox	(71-69)-140	Aaron Watkins	(71-74)-145
Justin Leonard	(71-70)-141	Tag Ridings	(73-73)-146
Ricky Barnes	(68-73)-141	Aaron Baddeley	(74-73)-147
Justin Bolli	(74-67)-141	Ryan Moore	(78-69)-147
Robert Allenby	(70-71)-141	Colt Knost	(73-74)-147
David Tomer	(76-66)-142	Y.E. Yang	(72-76)-148
Vijay Singh	(74-68)-142	Tom Gillis	(72-76)-148
Jonathan Byrd	(69-73)-142	Brendan Steele	(77-72)-149
David Hearn	(64-78)-142	Kevin Stadler	(74-76)-150
Greg Owen	(71-71)-142	Steven Bowditch	(82-70)-152
Matt Jones	(69-73)-142	Scott Gardiner	(75-79)-154
Steve LeBrun	(76-66)-142	Keith Clearwater	(75-80)-155
Darron Stiles	(73-69)-142	Jeff Overton	(67-69)-dq
Scott Brown	(70-72)-142	John Daly	72 - wd
John Senden	(73-70)-143	Brian Gay	72 - wd
Trevor Immelman	(73-70)-143	Patrick Cantlay	72 - wd
Casey Wittenberg	(70-73)-143	D.H. Lee	76 - wd
Fabian Gomez	(74-69)-143	Pat Perez	wd
Robert Streb	(71-72)-143		

Name in italics indicates amateur.

2013 CHAMPIONSHIP RACE

At 18		At 54			
1	Ryan Palmer	62	1	Matt Kuchar	199
2	John Rollins	63	2T	BOO WEEKLEY	200
3T	(four players tied)	64	2T	Matt Every	200
7T	(six players tied)	65	2T	Graham DeLaet	200
13T	(10 players tied)	66	2T	Chris Stroud	200
23T	BOO WEEKLEY	67	6T	Steve Flesch	201
	(tied with 16 others)		6T	Tim Clark	201
			6T	John Rollins	201
			6T	Martin Flores	201
At 36		At 72			
1	Matt Kuchar	130	1	BOO WEEKLEY	266
2	Graham DeLaet	131	2	Matt Kuchar	267
3T	(three players tied)	132	3	Zach Johnson	268
6T	(three players tied)	133			
9T	BOO WEEKLEY	134			
	(tied with 10 others)				

HIGHLIGHTS



Boo Weekley

Boo Weekley never led the tournament until Sunday, as he battled it out the last two days with Matt Kuchar. But he was steady from the beginning, never shooting worse than three-under par any of the four days. Kuchar had won a WGC event early in the year, and would proceed to win the following week at Memorial. Weekley's final round 66 edged Kuchar by a shot however, to claim his third PGA Tour victory.

Weekley seized the lead on the front nine Sunday with an opening 33. Kuchar played the front nine in even par, and could not muster the back nine birdies to catch him.

Two local products were named Champions' Choice picks - Jordan Spieth and Franklin Corpening, and they both promptly finished in the top 15 to earn automatic invitations back in 2014.

2012 COLONIAL RESULTS

May 24-27

Rank	Player	R1	R2	R3	R4	Total	Money
1	Zach Johnson	64	67	65	72	268	\$1,152,000
2	Jason Dufner	65	64	66	74	269	691,200
3	Tommy Gainey	66	67	73	67	273	435,200
4	Jim Furyk	69	69	68	68	274	307,200
5T	Rickie Fowler	68	68	70	69	275	216,960
5T	Ryan Palmer	68	67	70	70	275	216,960
5T	Harris English	65	70	73	67	275	216,960
5T	Chris Kirk	71	69	70	65	275	216,960
5T	John Huh	70	66	69	70	275	216,960
10T	Ben Crane	70	71	68	68	277	160,000
10T	Jonathan Byrd	72	68	67	70	277	160,000
10T	Jonas Blixt	73	67	66	71	277	160,000
13T	Sergio Garcia	66	73	71	68	278	113,067
13T	Kevin Na	70	71	71	66	278	113,067
13T	Charley Hoffman	69	70	69	70	278	113,067
13T	Chris Stroud	69	73	67	69	278	113,067
13T	David Hearn	71	72	65	70	278	113,067
13T	Kyle Reifers	65	72	72	69	279	113,067
19T	Geoff Ogilvy	70	70	70	69	279	72,229
19T	Louis Oosthuizen	71	67	68	73	279	72,229
19T	Trevor Immelman	70	71	69	69	279	72,229
19T	Tim Clark	70	69	71	69	279	72,229
19T	Bo Van Pelt	69	64	71	75	279	72,229
19T	Robert Castro	67	74	68	70	279	72,229
19T	Tom Gillis	65	69	69	76	279	72,229
26T	Matt Kuchar	72	69	67	72	280	47,360
26T	Ryan Moore	72	66	70	68	280	47,360
26T	Carl Pettersson	70	69	71	70	280	47,360
26T	Martin Flores	68	73	70	69	280	47,360
26T	Ken Duke	68	75	66	71	280	47,360
31T	Corey Pavin	71	70	67	73	281	37,120
31T	Y.E. Yang	73	69	66	73	281	37,120
31T	Bryce Molder	72	64	75	70	281	37,120
31T	Boo Weekley	72	71	68	70	281	37,120
31T	Greg Owen	69	68	71	73	281	37,120
31T	Seung-Yul Noh	70	69	71	70	281	37,120
37T	Hunter Mahan	69	71	68	74	282	29,440
37T	John Senden	69	71	72	70	282	29,440
37T	J.J. Killeen	72	70	69	71	282	29,440
37T	Sung Kang	70	69	69	74	282	29,440
41T	Chad Campbell	71	71	69	72	283	23,040
41T	John Daly	70	69	70	74	283	23,040
41T	Charlie Wi	68	69	75	71	283	23,040
41T	Brandt Jobe	67	75	70	71	283	23,040
41T	Brendon de Jonge	67	74	68	74	283	23,040
41T	Kevin Chappell	70	67	70	76	283	23,040
47T	Rory Sabbatini	71	71	71	71	284	16,240
47T	Vijay Singh	70	69	70	75	284	16,240
47T	Chris DiMarco	66	74	73	71	284	16,240
47T	John Mallinger	71	72	70	71	284	16,240
47T	Will Claxton	72	69	71	72	284	16,240
47T	Greg Chalmers	70	69	72	73	284	16,240
47T	Michael Thompson	69	71	71	73	284	16,240
47T	Blake Adams	69	72	70	73	284	16,240
55T	Bill Haas	72	71	70	72	285	14,656
55T	David Mathis	71	67	71	76	285	14,656
57T	Jerry Kelly	72	70	69	75	286	14,144
57T	Jason Bohn	70	70	71	75	286	14,144
57T	Kris Blanks	73	69	73	71	286	14,144
57T	Josh Teater	70	71	72	73	286	14,144
57T	Marc Leishman	72	68	74	72	286	14,144
57T	Kelly Kraft	71	71	64	80	286	14,144
63T	Pat Perez	69	74	70	74	287	13,568
63T	Aaron Baddeley	71	70	73	73	287	13,568
63T	William McGirt	70	71	73	73	287	13,568
66T	Mark Wilson	71	71	72	74	288	13,120
66T	Andres Romero	66	71	78	73	288	13,120
66T	Bobby Gates	71	67	72	78	288	13,120
66T	Miguel Angel Carballo	75	68	70	75	288	13,120
70T	George McNeill	72	69	72	76	289	12,736
70T	Gary Christian	70	73	72	74	289	12,736
72T	Nick Watney	71	71	72	76	290	12,544
73T	Gary Woodland	70	70	76	-	216	12,224
73T	Hunter Haas	71	72	73	-	216	12,224
73T	Edward Loar	72	71	73	-	216	12,224
73T	Brendon Todd	70	71	75	-	216	12,224
77	Sang Moon Bae	70	70	77	-	217	11,904

Rank	Player	R1	R2	R3	R4	Total	Money
78	Heath Slocum	70	73	75	-	218	\$11,776
79	Justin Leonard	69	73	77	-	219	11,648

DID NOT MAKE CUT

Jeff Overton	(71-73)-144	Kevin Stadler	(74-72)-146
Jeff Maggert	(72-72)-144	Brian Gay	(74-72)-146
J.J. Henry	(71-73)-144	Cameron Tringale	(75-71)-146
Vaughn Taylor	(74-70)-144	Michael Bradley	(75-71)-146
Spencer Levin	(72-72)-144	James Driscoll	(72-74)-146
Ryo Ishikawa	(74-70)-144	Mark Anderson	(75-72)-147
John Rollins	(72-72)-144	Fulton Allem	(73-74)-147
Graham DeLaet	(72-72)-144	Chez Reavie	(73-74)-147
Bud Cauley	(71-73)-144	Scott Stallings	(72-75)-147
Daivd Toms	(74-71)-145	Matt Every	(76-72)-147
Tim Herron	(72-73)-145	Steve Flesch	(73-75)-148
Rod Pampling	(73-72)-145	Henrik Stenson	(72-76)-148
Ricky Barnes	(74-71)-145	Billy Hurler III	(71-77)-148
Bob Estes	(72-73)-145	Brian Harman	(76-72)-148
Daniel Summerhays	(67-78)-145	Dicky Pride	(76-73)-149
Davis Love III	(75-71)-146	Lucas Glover	(74-76)-150
Billy Mayfair	(72-74)-146	Colt Knost	(74-76)-150
Johnson Wagner	(76-70)-146	Erik Compton	(72-78)-150
Kevn Streelman	(73-73)-146	Robert Allenby	(75-79)-154
D. J. Trahan	(70-76)-146	Peter Uihlein	(74-80)-154
Kyle Stanley	(72-74)-146	Keith Clearwater	(78-81)-159
Harrison Frazer	(72-74)-146	Brian Davis	76 - wd

2012 CHAMPIONSHIP RACE

At 18		At 54			
1	ZACH JOHNSON	64	1	Jason Dufner	195
2T	Jason Dufner	65	2	ZACH JOHNSON	196
2T	Harris English	65	3	Tom Gillis	203
2T	Tom Gillis	65	4	Bo Van Pelt	204
2T	Kyle Reifers	65	5T	Ryan Palmer	205
			5T	John Huh	205
At 36		At 72			
1	Jason Dufner	129			
2	ZACH JOHNSON	131	1	ZACH JOHNSON	268
3T	Bo Van Pelt	133	2	Jason Dufner	269
3T	Tommy Gainey	133	3	Tommy Gainey	273
3T	Tom Gillis	133	4	Jim Furyk	274

HIGHLIGHTS



Zach Johnson

Zach Johnson, the 2010 Colonial winner, hit the ground running in 2012. He seized the lead with a 6-under 64. Following that up with rounds of 67-65, he found himself in a two-man race with young lion Jason Dufner. Leading Johnson by one shot at the 54-hole mark, Dufner was the hottest player on Tour, having won twice in the previous four weeks.

The exciting duel continued back and forth on Sunday, until it appeared that Dufner just ran out of gas late on the back nine. A triple bogey on 15 sealed his second-place fate. That gave Johnson a three-stroke lead on the final hole, which he needed every bit of, it turned out. When he forgot to replace a moved ballmark before his final putt, a two-stroke penalty dropped his lead and victory to only one shot. Nonetheless, Johnson became Colonial's 12th multiple champion. It was also his fourth consecutive top 10 finish at Colonial, a mark not achieved since Tom Watson did it in 1977-80.

2011 COLONIAL RESULTS

May 19-22

Rank	Player	R1	R2	R3	R4	Total	Money
1	David Toms	62	62	74	67	265	\$1,116,000
2	Charlie Wi	64	67	66	69	266	669,600
3	Bo Van Pelt	68	69	68	65	270	421,600
4	Zach Johnson	68	69	69	65	271	297,600
5T	Robert Karlsson	69	68	68	67	272	235,600
5T	Chez Reavie	62	71	71	68	272	235,600
7	Kevin Stadler	69	68	69	67	273	207,700
8T	Bill Haas	67	67	71	69	274	186,000
8T	John Senden	65	66	70	73	274	186,000
10T	Hunter Mahan	67	69	69	70	275	137,433
10T	Paul Goydos	70	65	67	73	275	137,433
10T	Martin Laird	69	70	66	70	275	137,433
10T	Rod Pamplung	65	69	71	70	275	137,433
10T	Kevin Streelman	72	67	68	68	275	137,433
10T	Kris Blanks	69	68	70	68	275	137,433
16T	Rickie Fowler	63	69	73	71	276	67,787
16T	Sergio Garcia	66	73	67	70	276	67,787
16T	Stewart Cink	64	71	72	69	276	67,787
16T	Matt Kuchar	71	67	67	71	276	67,787
16T	Rory Sabbatini	68	64	71	73	276	67,787
16T	Sean O'Hair	71	68	69	68	276	67,787
16T	Brandt Snedeker	69	67	70	70	276	67,787
16T	Stuart Appleby	71	64	67	74	276	67,787
16T	D.J. Trahan	67	71	65	73	276	67,787
16T	Steve Marino	66	70	69	71	276	67,787
16T	Josh Teater	68	70	68	70	276	67,787
16T	Blake Adams	72	66	70	68	276	67,787
16T	Chris Kirk	67	72	69	68	276	67,787
16T	Arjun Atwal	69	67	68	72	276	67,787
16T	Steven Bowditch	67	64	72	73	276	67,787
31T	Jim Furyk	67	69	72	69	277	33,687
31T	Ryan Palmer	69	69	66	73	277	33,687
31T	Jason Day	71	68	70	68	277	33,687
31T	Mark Wilson	65	66	71	75	277	33,687
31T	Brian Gay	64	71	68	74	277	33,687
31T	Fredrik Jacobson	70	68	69	70	277	33,687
31T	Alex Cejka	69	69	66	73	277	33,687
31T	Greg Chalmers	71	66	73	67	277	33,687
31T	William McGirt	69	67	69	72	277	33,687
40T	Lucas Glover	71	64	72	71	278	24,800
40T	Tim Petrovic	67	69	74	68	278	24,800
40T	Kevin Na	69	65	70	74	278	24,800
40T	John Mallinger	67	71	67	73	278	24,800
44T	Steve Flesch	69	70	70	70	279	17,918
44T	Henrik Stenson	66	71	72	70	279	17,918
44T	Michael Bradley	69	69	72	69	279	17,918
44T	Nathan Green	64	73	70	72	279	17,918
44T	Bill Lunde	70	69	72	68	279	17,918
44T	Dean Wilson	69	70	67	73	279	17,918
44T	Marcel Leishman	66	68	69	76	279	17,918
44T	David Hearn	68	70	70	71	279	17,918
52T	Tim Herron	69	66	74	71	280	14,632
52T	Spencer Levin	66	71	70	73	280	14,632
52T	Kyle Stanley	70	69	70	71	280	14,632
55	Boo Weekley	66	70	74	71	281	14,260
56T	Anthony Kim	67	70	73	72	282	13,826
56T	Brandt Jobe	70	68	75	69	282	13,826
56T	Chris DiMarco	69	67	73	73	282	13,826
56T	Matt Bettencourt	70	69	73	70	282	13,826
56T	Jimmy Walker	72	67	71	72	282	13,826
56T	Brendon de Jonge	64	72	72	74	282	13,826
62T	Pat Perez	71	68	73	71	283	13,268
62T	Joe Ogilvie	70	69	75	69	283	13,268
62T	Kent Jones	66	68	71	78	283	13,268
65T	Adam Scott	66	70	74	74	284	12,896
65T	Jeff Overton	67	68	75	74	284	12,896
65T	Cameron Tringale	72	67	76	69	284	12,896
68	Michael Sim	72	67	76	72	287	12,648
69	Michael Connell	70	69	72	78	289	12,524
70	David Mathis	70	68	78	74	290	12,400

DID NOT MAKE CUT

Billy Mayfair	(71-69)-140	Brian Davis	(70-72)-142
Angel Cabrera	(72-68)-140	Cameron Beckman	(68-74)-142
Bryce Molder	(72-68)-140	Justin Leonard	(74-69)-143
John Rollins	(69-71)-140	Olin Browne	(71-72)-143
Rocco Mediate	(71-69)-140	Vijay Singh	(70-73)-143
Tommy Gainey	(66-74)-140	Chad Campbell	(71-72)-143
Mark Brooks	(69-71)-140	Nick Taylor	(72-71)-143
Heath Slocum	(72-68)-140	Colt Knost	(72-71)-143
Keven Chappell	(67-73)-140	Jason Dufner	(68-76)-144
Ryuji Imada	(71-69)-140	Marc Tumesa	(73-71)-144
Kenny Perry	(69-72)-141	Keith Clearwater	(70-74)-144
Tom Lehman	(69-72)-141	John Merrick	(76-68)-144
David Duval	(71-70)-141	J. J. Henry	(72-73)-145
David Frost	(70-71)-141	Stephen Ames	(71-74)-145
Nick O'Hern	(73-68)-141	Cory Pavin	(75-71)-146
Davis Love III	(70-71)-141	Jerry Kelly	(72-74)-146
John Daly	(70-71)-141	Richard S. Johnson	(73-73)-146
Zack Miller	(71-70)-141	Vaughn Taylor	(73-74)-147
Tag Ridings	(71-70)-141	Roland Thatcher	(73-74)-147
Bobby Gates	(71-70)-141	Alex Prugh	(74-73)-147
Ricky Barnes	(72-70)-142	Jarrold Lyle	(76-71)-147
Ben Curtis	(74-68)-142	George McNeill	(73-74)-147
Jason Bohn	(73-69)-142	Trevor Immelman	(76-72)-148
Andres Romero	(72-70)-142	Mike Weir	(72-77)-149
Matt Jones	(70-72)-142	Scott Stallings	(76-73)-149
Brendan Steele	(69-73)-142	Ben Crane	(75-75)-150
Hunter Haas	(70-72)-142	Fulton Allem	(77-75)-152
Derek Lamely	(71-71)-142	Daniel Summerhays	(72-81)-153

2011 CHAMPIONSHIP RACE

At 18		At 54	
1T DAVID TOMS	62	1 Charlie Wi	197
1T Chez Reavie	62	2 DAVIDTOMS	198
3 Rickie Fowler	63	3 John Senden	201
4T Charlie Wi	64	4T Stuart Appleby	202
(tied with four others)			
		4T Paul Goydos	202
		4T Mark Wilson	202
At 36		At 72	
1 DAVID TOMS	124	1 DAVIDTOMS	265
2T Charlie Wi	131	2 Charlie Wi	266
2T Mark Wilson	131	3 Bo Van Pelt	270
2T John Senden	131	4 Zach Johnson	271
2T Stephen Bowditch	131	5T Chez Reavie	272
6T Rickie Fowler	132	5T Robert Karlsson	272
6T Rory Sabbatini	132		

HIGHLIGHTS



David Toms

David Toms came to town in 2011 fresh off a heart-breaking playoff loss at the Players Championship. Showing no mental scars, he took Colonial by storm with a 62-62 opening that set a tournament 36-hole scoring record.

His stellar play in the first two rounds also opened up a record-tying 7-stroke lead, though he promptly lost all of it on Saturday. Strong play on Sunday kept him in contention, and an eagle from the fairway at #11 helped propel him to a one-shot win, in what he termed, "probably the most satisfying victory I've ever had."

2010 COLONIAL RESULTS

May 27-30

Rank	Player	R1	R2	R3	R4	Total	Money
1	Zach Johnson	65	66	64	64	259	\$1,116,000
2	Brian Davis	64	65	65	68	262	669,600
3T	Ben Crane	68	64	64	67	263	359,600
3T	Jeff Overton	63	67	66	67	263	359,600
5T	Scott Verplank	67	66	66	65	264	235,600
5T	Bryce Molder	65	62	67	70	264	235,600
7T	Corey Pavin	67	64	67	67	265	199,950
7T	Ricky Barnes	66	66	67	66	265	199,950
9	Boo Weekley	67	63	67	69	266	179,800
10T	Bo Van Pelt	67	66	65	69	267	155,000
10T	Pat Perez	69	68	63	67	267	155,000
10T	Martin Laird	69	67	66	65	267	155,000
13T	Geoff Ogilvy	70	67	67	64	268	99,889
13T	David Toms	68	67	68	65	268	99,889
13T	Paul Casey	66	70	66	66	268	99,889
13T	K.J. Choi	67	67	66	68	268	99,889
13T	Jason Bohn	63	65	68	72	268	99,889
13T	Bill Haas	65	68	64	71	268	99,889
13T	John Mallinger	65	66	69	68	268	99,889
13T	Kris Blanks	65	64	68	71	268	99,889
13T	Matt Jones	69	66	64	69	268	99,889
22T	Kenny Perry	68	64	67	70	269	59,520
22T	Stewart Cink	69	68	66	66	269	59,520
22T	Carl Pettersson	65	66	70	68	269	59,520
22T	Kevin Na	67	68	65	69	269	59,520
22T	Cameron Beckman	67	68	68	66	269	59,520
27T	Henrik Stenson	67	68	69	66	270	43,090
27T	Nick Watney	68	66	67	69	270	43,090
27T	Michael Sim	69	67	67	67	270	43,090
27T	Kyle Stanley	68	66	66	70	270	43,090
27T	John Merrick	66	66	66	72	270	43,090
27T	Blake Adams	63	70	68	69	270	43,090
33T	Vijay Singh	67	70	67	67	271	33,480
33T	Mike Weir	68	68	68	67	271	33,480
33T	Brian Gay	68	69	68	66	271	33,480
33T	Tim Petrovic	68	68	70	65	271	33,480
33T	Graham DeLaet	68	68	68	67	271	33,480
38T	Steve Stricker	68	67	67	70	272	26,040
38T	Lee Janzen	70	66	63	73	272	26,040
38T	Rickie Fowler	70	67	64	71	272	26,040
38T	Kevin Sutherland	71	67	68	66	272	26,040
38T	Fredrik Jacobson	68	69	67	68	272	26,040
38T	Tom Gillis	69	69	68	66	272	26,040
44T	Lucas Glover	72	65	70	66	273	18,745
44T	J.J. Henry	67	70	67	69	273	18,745
44T	Spencer Levin	65	69	69	70	273	18,745
44T	Chad Collins	70	66	69	68	273	18,745
44T	Derek Lamely	67	66	72	68	273	18,745
44T	Greg Chalmers	70	65	70	68	273	18,745
50T	Angel Cabrera	68	68	66	72	274	14,839
50T	Ben Curtis	70	67	69	68	274	14,839
50T	Heath Slocum	69	69	67	67	274	14,839
50T	Jason Day	66	71	68	69	274	14,839
50T	Michael Bradley	67	69	69	69	274	14,839
50T	Aron Price	65	68	71	70	274	14,839
56T	Tim Clark	67	70	68	70	275	14,012
56T	John Senden	69	67	71	66	275	14,012
56T	Matt Kuchar	69	69	71	66	275	14,012
59T	Stephen Ames	68	70	66	72	276	13,392
59T	Paul Goydos	69	65	68	74	276	13,392
59T	Jerry Kelly	67	70	63	76	276	13,392
59T	Brandt Snedeker	71	66	69	70	276	13,392
59T	James Nitties	68	66	72	70	276	13,392
59T	Brendon de Jonge	69	66	70	71	276	13,392
59T	Jerod Turner	69	68	73	66	276	13,392
66	John Daly	66	69	75	67	277	12,896
67T	Nathan Green	65	70	71	72	278	12,710
67T	Alex Prugh	71	65	69	73	278	12,710
69T	Rory Sabbatini	67	70	71	70	279	12,462
69T	Billy Mayfair	69	69	70	71	279	12,462
71T	Justin Rose	67	70	73	70	280	12,152
71T	Brett Quigley	71	66	72	71	280	12,152
71T	J.P. Hayes	67	70	67	76	280	12,152
74	Kevin Stadler	69	68	70	74	281	11,904
75	Charlie Wi	68	69	69	77	283	11,780
76	Ian Poulter	69	69	73	76	287	11,656

DID NOT MAKE CUT

Jim Furyk	(72-67)-139	Kevin Strelman	(72-69)-141
Justin Leonard	(67-72)-139	D.J. Trahan	(69-72)-141
Tim Herron	(67-72)-139	Yuta Ikeda	(72-69)-141
Ryan Palmer	(72-67)-139	Josh Teater	(75-66)-141
Trevor Immelman	(71-68)-139	Byeong-Hun An	(71-70)-141
Webb Simpson	(70-69)-139	Chris Couch	(71-71)-142
Mark Brooks	(71-68)-139	Jeev Milkha Singh	(73-69)-142
Jonathan Byrd	(68-71)-139	Mark Wilson	(70-72)-142
Hunter Mahan	(73-67)-140	Tom Pernice Jr.	(71-71)-142
Sean O'Hair	(70-70)-140	Scott Piercy	(71-71)-142
Chad Campbell	(70-70)-140	D.A. Points	(72-70)-142
Woody Austin	(67-73)-140	Martin Flores	(72-70)-142
Stuart Appleby	(72-68)-140	George McNeill	(68-75)-143
Shaun Micheel	(70-70)-140	Phil Mickelson	(71-73)-144
Steve Marino	(68-72)-140	Steve Fleisch	(73-71)-144
Michael Connell	(68-72)-140	Briny Baird	(70-74)-144
Chris Stroud	(71-69)-140	Davis Love III	(71-73)-144
Rod Pampling	(70-70)-140	Matt Weibring	(73-71)-144
Ryuji Imada	(69-71)-140	Andres Romero	(75-69)-144
Y.E. Yang	(73-68)-141	John Rollins	(75-70)-145
David Duval	(68-73)-141	Jeff Maggert	72 - wd
Ryan Moore	(72-69)-141	Chris Tidland	72 - wd
Steve Elkington	(71-70)-141		

2010 CHAMPIONSHIP RACE

At18		At54	
1T Jason Bohn	63	1T Brian Davis	194
1T Blake Adams	63	1T Bryce Molder	194
1T Jeff Overton	63	3 ZACH JOHNSON	195
4 Brian Davis	64	4T Jason Bohn	196
5T ZACH JOHNSON	65	4T Ben Crane	196
(tied with eight others)		4T Jeff Overton	196
At36		At72	
1 Bryce Molder	127	1 ZACH JOHNSON	259
2 Jason Bohn	128	2 Brian Davis	262
3T Brian Davis	129	3T Ben Crane	263
3T Kris Blanks	129	3T Jeff Overton	263
5T Boo Weekley	130	5T Scott Verplank	264
5T Jeff Overton	130	5T Bryce Molder	264
7T ZACH JOHNSON	131		
(tied with three others)			

HIGHLIGHTS



Zach Johnson

A great field of players featured all reigning Majors champions and most of the world's top-ranked golfers. Ideal scoring conditions with no wind for all four days guaranteed a birdie-fest with numerous scoring records. The pros set new marks for most birdies and sub-par rounds, which led to the lowest cut in the event's 64-year history: 2-under par.

On Sunday, either up-and-comer Bryce Molder or Brian Davis held a slight lead most of the day.. However, veteran Zach Johnson closed in with a hot putter and birdies on four of the last seven holes to overtake the lead and claim the title. No one in the field beat his final round 64. In fact, Johnson's 64-64 finish for the final two rounds matched the mark set by former Colonial champion Keith Clearwater, when he did it on a 36-hole Sunday finish for his 1987 win.

2009 COLONIAL RESULTS

May 28-31

Rank	Player	R1	R2	R3	R4	Total	Money
1	Steve Stricker	63	63	69	68	263*	\$1,116,000
2T	Tim Clark	63	64	66	70	263*	545,600
2T	Steve Marino	66	67	62	68	263*	545,600
4	Jason Day	65	65	65	69	264	297,600
5	Paul Casey	66	67	66	66	265	244,000
6T	Vijay Singh	64	64	69	69	266	215,450
6T	Woody Austin	63	68	67	68	266	215,450
8	Ian Poulter	66	69	65	68	268	192,200
9T	Jim Furyk	68	69	67	65	269	161,200
9T	Zach Johnson	69	67	64	69	269	161,200
9T	Kevin Na	66	68	66	69	269	161,200
9T	Kevin Sutherland	66	67	68	68	269	161,200
13T	Tom Lehman	68	69	66	67	270	112,840
13T	Justin Leonard	66	68	64	72	270	112,840
13T	Luke Donald	68	65	67	70	270	112,840
13T	Charlie Wi	67	70	66	67	270	112,840
13T	Jeff Overton	69	67	65	69	270	112,840
18T	Corey Pavin	71	69	66	65	271	83,700
18T	Sean O'Hair	65	64	70	72	271	83,700
18T	John Senden	68	67	67	69	271	83,700
18T	Ted Purdy	69	65	66	71	271	83,700
22T	Stewart Cink	71	66	68	67	272	59,520
22T	J.J. Henry	71	68	67	66	272	59,520
22T	Mark Wilson	67	71	66	68	272	59,520
22T	Jason Bohn	69	65	68	70	272	59,520
22T	Nick O'Hern	69	69	66	68	272	59,520
27T	David Toms	67	72	65	69	273	42,160
27T	Brian Gay	68	71	70	64	273	42,160
27T	Hunter Mahan	69	67	68	69	273	42,160
27T	Stephen Ames	68	68	67	70	273	42,160
27T	Matt Kuchar	70	68	65	70	273	42,160
27T	Harrison Frazer	67	69	66	71	273	42,160
27T	James Driscoll	69	64	70	70	273	42,160
34T	Kenny Perry	64	72	68	70	274	30,646
34T	Rory Sabbatini	71	69	69	65	274	30,646
34T	Tim Herron	71	65	66	72	274	30,646
34T	Brian Davis	69	68	70	67	274	30,646
34T	Justin Rose	69	69	70	66	274	30,646
34T	Scott Verplank	70	68	68	68	274	30,646
34T	Ryan Palmer	69	63	70	72	274	30,646
41T	Lucas Glover	70	65	66	74	275	22,940
41T	Brandt Jobe	71	69	66	69	275	22,940
41T	George McNeill	68	70	68	69	275	22,940
41T	Bob Estes	71	66	68	70	275	22,940
41T	Kevin Streelman	68	70	66	71	275	22,940
46T	Chris DiMarco	69	71	67	69	276	16,337
46T	Danny Lee	69	67	71	69	276	16,337
46T	Bart Bryant	70	68	67	71	276	16,337
46T	Michael Bradley	70	67	73	66	276	16,337
46T	Ben Crane	71	68	70	67	276	16,337
46T	Matt Bettencourt	69	70	68	69	276	16,337
46T	Charley Hoffman	73	67	65	71	276	16,337
46T	Fredrik Jacobson	68	70	66	72	276	16,337
54T	Anthony Kim	69	68	68	72	277	14,136
54T	Tom Pernice Jr.	69	67	70	71	277	14,136
54T	James Nitties	67	68	70	72	277	14,136
54T	Dudley Hart	74	66	68	69	277	14,136
54T	Heath Slocum	69	71	68	69	277	14,136
59T	Geoff Ogilvy	70	71	71	70	278	13,516
59T	Rocco Mediate	67	70	69	72	278	13,516
59T	Jason Dufner	69	71	65	73	278	13,516
59T	Greg Owen	68	69	69	72	278	13,516
59T	Bo Van Pelt	71	69	69	69	278	13,516
64T	Mike Weir	69	67	72	71	279	12,958
64T	Adam Scott	68	71	69	71	279	12,958
64T	Carl Pettersson	71	68	69	71	279	12,958
64T	Tommy Armour III	67	72	68	72	279	12,958
68T	Rod Pampling	73	66	67	74	280	12,524
68T	Derek Fathauer	68	69	70	73	280	12,524
68T	Richard S. Johnson	71	69	70	70	280	12,524
71T	John Rollins	70	67	71	73	281	12,152
71T	Chez Reavie	72	68	70	71	281	12,152
71T	Ryuji Imada	69	68	73	71	281	12,152
74	John Merrick	71	68	71	75	285	11,904
75	Ken Duke	71	69	71	-	211	11,780
76T	Mark Brooks	71	69	72	-	212	11,594
76T	Aron Price	67	72	73	-	212	11,594

Rank	Player	R1	R2	R3	R4	Total	Money
78	Joe Ogilvie	67	73	73	-	213	11,408
79	Mark Calcavecchia	68	72	74	-	214	11,284

DID NOT MAKE CUT

Steve Flesch	(71-70) - 141	Lee Janzen	(71-72) - 143
Rich Beem	(71-70) - 141	Keith Clearwater	(70-73) - 143
Mathew Goggin	(68-73) - 141	Jeff Maggert	(70-73) - 143
Jerry Kelly	(70-71) - 141	Webb Simpson	(71-72) - 143
Y. E. Yang	(74-67) - 141	Johnson Wagner	(70-73) - 143
Jonathan Byrd	(72-69) - 141	Davis Love III	(70-73) - 143
Paul Goydos	(70-71) - 141	D. A. Points	(73-70) - 143
D.J. Trahan	(75-66) - 141	Jeff Quinney	(70-73) - 143
Ryan Moore	(68-73) - 141	Greg Kraft	(70-73) - 143
Nicholas Thompson	(68-73) - 141	Steve Lowery	(75-69) - 144
Matt Weibring	(71-70) - 141	Cameron Beckman	(73-71) - 144
Alex Cejka	(70-71) - 141	Trevor Immelman	(73-72) - 145
Jeff Klauk	(72-69) - 141	J.B. Holmes	(71-74) - 145
Marc Turnesa	(69-72) - 141	Troy Matteson	(76-69) - 145
Dean Wilson	(68-73) - 141	Billy Mayfair	(72-74) - 146
Brett Quigley	(71-70) - 141	Ian Baker-Finch	(68-78) - 146
Tim Petrovic	(72-70) - 142	Fulton Allem	(74-72) - 146
J.P. Hayes	(72-70) - 142	Parker McLachlin	(72-75) - 147
Briny Baird	(70-72) - 142	Peter Lonard	(74-76) - 150
Will MacKenzie	(72-70) - 142	Scott Piercy	(73-76) - dq
Todd Hamilton	(71-71) - 142	Chad Campbell	67-wd
Vaughn Taylor	(71-71) - 142	Daniel Chopra	74-wd
		Bill Lunde	79-wd

2009 CHAMPIONSHIP RACE

At 18		At 54			
1T	STEVE STRICKER	63	1	Tim Clark	193
1T	Tim Clark	63	2T	STEVE STRICKER	195
1T	Woody Austin	63	2T	Jason Day	195
4T	Kenny Perry	64	2T	Steve Marino	195
4T	Vijay Singh	64	5	Vijay Singh	197
6T	Sean O'Hair	65	7T	Justin Leonard	198
6T	Jason Day	65	7T	Woody Austin	198

At 36		At 72			
1	STEVE STRICKER	126	1	STEVE STRICKER	263
2	Tim Clark	127	2T	Tim Clark	263
3	Vijay Singh	128	2T	Steve Marino	263
4	Sean O'Hair	129	4	Jason Day	264
5	Jason Day	130	5	Paul Casey	265

HIGHLIGHTS



Steve Stricker

A stellar field of top players from both the PGA and European tours convened at Colonial amid great weather, which assured a tight race for the championship from start to finish. Light winds and Tuesday night rains led to ideal scoring conditions. The defending champion was absent for only the second time in 63 years, as Phil Mickelson was sidelined by his wife Amy's illness. Steve Stricker rode a hot putter the first day to take the first-round lead, and settled in to defend all challengers from there. His second-round 63 set a tournament 36-hole scoring record. Tim Clark, a second-place finisher in 2008, nipped at his heels the entire way, eventually taking the 54-hole lead. Fort Worth-born Steve Marino shot 10 under on the weekend to join those two for a three-man sudden-death playoff on Sunday. Stricker birdied the second playoff hole to make Clark the Colonial bridesmaid the second time in a row. Local resident Jason Day finished just one shot out of the playoff, and England's Paul Casey finished just two back in his first visit to Colonial.

**In sudden death, Stricker won with birdie on second extra hole (#17).*

2008 COLONIAL RESULTS

May 22-25

Rank	Player	R1	R2	R3	R4	Total	Money
1	Phil Mickelson	65	68	65	68	266	\$1,098,000
2T	Tim Clark	68	69	64	66	267	536,800
2T	Rod Pampling	69	67	63	68	267	536,800
4	Stephen Ames	68	67	64	70	269	292,800
5	Ben Crane	68	68	67	67	270	244,000
6	Pat Perez	72	68	67	65	272	219,600
7T	Geoff Ogilvy	72	64	69	68	273	196,725
7T	Jeff Quinney	71	68	66	68	273	196,725
9	Matt Kuchar	70	64	71	69	274	176,900
10T	Mark Wilson	70	67	68	70	275	140,300
10T	Paul Goydos	68	71	66	70	275	140,300
10T	Brian Gay	69	65	69	72	275	140,300
10T	Steve Marino	68	70	71	66	275	140,300
10T	Tommy Armour III	71	66	68	70	275	140,300
15T	Corey Pavin	67	69	69	71	276	80,409
15T	Mike Weir	71	69	66	70	276	80,409
15T	Chris DiMarco	72	69	65	70	276	80,409
15T	Ian Poulter	68	70	69	69	276	80,409
15T	Jerry Kelly	68	71	66	71	276	80,409
15T	Briny Baird	68	70	67	71	276	80,409
15T	Lucas Glover	70	70	65	71	276	80,409
15T	Charlie Wi	71	70	67	68	276	80,409
15T	Ryan Palmer	70	70	69	67	276	80,409
15T	Brett Quigley	70	69	67	70	276	80,409
15T	Kevin Sutherland	67	68	68	73	276	80,409
26T	David Toms	72	69	66	70	277	43,310
26T	Nathan Green	71	68	71	67	277	43,310
26T	Dean Wilson	72	69	66	70	277	43,310
26T	Alex Cejka	67	72	67	71	277	43,310
26T	Sean O'Hair	72	70	66	69	277	43,310
26T	Bart Bryant	72	65	69	71	277	43,310
26T	Heath Slocum	74	68	67	68	277	43,310
33T	Justin Leonard	70	72	69	67	278	31,546
33T	Nick O'Hern	70	70	72	66	278	31,546
33T	Ben Curtis	69	71	67	71	278	31,546
33T	Richard Johnson	67	69	72	70	278	31,546
33T	Carl Pettersson	72	69	70	67	278	31,546
33T	Mark Brooks	67	68	70	73	278	31,546
33T	George McNeill	69	71	68	70	278	31,546
40T	Anthony Kim	69	72	70	68	279	23,180
40T	Joe Ogilvie	72	70	67	70	279	23,180
40T	Daniel Chopra	73	68	67	71	279	23,180
40T	Jose Coceres	68	69	69	73	279	23,180
40T	Kevin Stadler	71	70	68	70	279	23,180
40T	Glen Day	66	74	69	70	279	23,180
46T	Kenny Perry	70	69	71	70	280	16,592
46T	Johnson Wagner	63	71	73	73	280	16,592
46T	Steve Elkington	73	67	72	68	280	16,592
46T	Brian Bateman	70	65	70	75	280	16,592
46T	Jon Mills	72	69	69	70	280	16,592
46T	Mathew Goggin	67	73	69	71	280	16,592
52T	Tim Herron	73	67	68	73	281	14,082
52T	Billy Mayfair	71	69	69	72	281	14,082
52T	Ryan Moore	71	68	71	71	281	14,082
52T	Brett Wetterich	65	76	72	68	281	14,082
52T	Nicholas Thompson	71	69	69	72	281	14,082
52T	Jason Bohn	73	67	70	71	281	14,082
52T	Vaughn Taylor	67	68	70	76	281	14,082
59T	Arron Oberholser	70	71	71	70	282	13,298
59T	Kevin Na	70	71	70	71	282	13,298
59T	Brian Davis	68	72	70	72	282	13,298
59T	John Merrick	70	70	70	72	282	13,298
59T	Parker McLachlin	70	70	70	72	282	13,298
64T	Steve Lowery	68	67	73	75	283	12,688
64T	Chez Reavie	73	68	72	70	283	12,688
64T	Tag Ridings	69	68	72	74	283	12,688
64T	James Driscoll	69	70	69	75	283	12,688
64T	Robert Garrigus	70	69	67	77	283	12,688
69	Olin Browne	74	68	71	71	284	12,322
70T	Rocco Mediate	73	68	70	74	285	12,139
70T	Bo Van Pelt	72	70	71	72	285	12,139
72	Bubba Watson	69	73	69	75	286	11,956
73	Patrick Sheehan	70	72	67	78	287	11,834
74T	Rich Beem	73	68	73	-	214	11,468
74T	Charley Hoffman	72	69	73	-	214	11,468
74T	Fulton Allem	72	69	73	-	214	11,468
74T	Dustin Johnson	73	69	72	-	214	11,468

Rank	Player	R1	R2	R3	R4	Total	Money
74T	Chris Kirk	72	70	72	-	214	11,468
79	Steve Flesch	72	70	74	-	215	11,102

DID NOT MAKE CUT

Scott Verplank	(69 - 74) - 143	Michael Letzig	(72 - 73) - 145
Jason Gore	(70 - 73) - 143	Chad Campbell	(76 - 70) - 146
David Frost	(72 - 71) - 143	Nick Flanagan	(69 - 77) - 146
Ted Purdy	(73 - 70) - 143	John Mallinger	(73 - 73) - 146
Jesper Parnevik	(71 - 72) - 143	Tim Petrovic	(71 - 75) - 146
John Rollins	(73 - 70) - 143	Frank Lickliter II	(73 - 73) - 146
K. J. Choi	(73 - 70) - 143	Brandt Jobe	(70 - 76) - 146
Mark Hensby	(73 - 70) - 143	Y.E. Yang	(72 - 74) - 146
Fredrik Jacobson	(71 - 72) - 143	Doug LaBelle II	(73 - 73) - 146
Bill Haas	(71 - 72) - 143	Steve Stricker	(74 - 73) - 147
Dudley Hart	(67 - 76) - 143	Hunter Mahan	(75 - 72) - 147
Rory Sabbatini	(71 - 73) - 144	Joe Durant	(74 - 73) - 147
J.J. Henry	(72 - 72) - 144	Marco Dawson	(72 - 75) - 147
D. J. Trahan	(71 - 73) - 144	Robert Gamez	(74 - 73) - 147
Jason Day	(77 - 67) - 144	Roland Thatcher	(76 - 71) - 147
Ken Duke	(70 - 74) - 144	Jamie Lovemark	(76 - 71) - 147
Todd Hamilton	(71 - 73) - 144	Billy Andrade	(76 - 72) - 148
Greg Kraft	(70 - 74) - 144	Matt Jones	(72 - 76) - 148
Cliff Kresge	(70 - 74) - 144	Lee Janzen	(80 - 70) - 150
Tom Lehman	(73 - 72) - 145	Harrison Frazar	(79 - 71) - 150
Jim Furyk	(71 - 74) - 145	Keith Clearwater	(76 - 75) - 151
John Senden	(72 - 73) - 145	Tom Pernice Jr.	(77 - 74) - 151
Colt Knost	(71 - 74) - 145	Shane Bertsch	wd

2008 CHAMPIONSHIP RACE

At 18		At 54	
1	Johnson Wagner	63	1 PHIL MICKELSON
2T	PHIL MICKELSON	65	2T Rod Pampling
2T	Brett Wetterich	65	2T Stephen Ames
4	Glen Day	66	4 Tim Clark
5T	(8 players tied)	67	5T Ben Crane
At 36		At 72	
1	PHIL MICKELSON	133	5T Kevin Sutherland
2T	Johnson Wagner	134	5T Brian Gay
2T	Matt Kuchar	134	
2T	Brian Gay	134	
5T	(6 players tied)	135	

HIGHLIGHTS



Phil Mickelson

Sunny skies and warm temperatures bathed the players all four days, and five of the world's top 10 players convened among the PGA Tour's best. 2008 champion Phil Mickelson raced to the top of the leaderboard after two rounds, but the field bunched behind him, and he found himself in a dogfight the final day. Australian Rod Pampling, a local resident, seized the lead in the last round, but South African Tim Clark posted a 13-under score in the clubhouse first.

Tied with both of them on the 18th tee, Mickelson drove his ball in the left rough, amongst several trees. He then executed one of the event's most memorable shots ever, going for broke instead of pitching out safely. His wedge shot from 141 yards avoided the trees and amazingly landed on the green, just nine feet from the hole. His birdie put secured the victory, only the fourth time in the tournament's history that the champion has birdied the 72nd hole for a one-shot win. Mickelson birdied the hole all four days.

Name in italics indicates amateur.

2007 COLONIAL RESULTS

May 24-27

Rank	Player	R1	R2	R3	R4	Total	Money
1	Rory Sabbatini	70	67	62	67	266*	\$1,080,000
2T	Jim Furyk	65	66	68	67	266*	528,000
2T	Bernhard Langer	65	68	66	67	266*	528,000
4	Pat Perez	66	67	69	66	268	288,000
5T	Tom Lehman	66	67	68	68	269	228,000
5T	Nathan Green	65	66	72	66	269	228,000
7T	Harrison Frazer	68	67	69	66	270	174,600
7T	Scott Verplank	70	66	63	71	270	174,600
7T	Jerry Kelly	70	64	69	67	270	174,600
7T	Kevin Na	63	69	70	68	270	174,600
7T	D.J. Trahan	67	67	69	67	270	174,600
12T	Rodampling	67	69	70	65	271	114,000
12T	Tim Clark	65	64	74	68	271	114,000
12T	Tim Petrovic	70	68	67	66	271	114,000
12T	Nick O'Hern	70	66	68	67	271	114,000
12T	Jeff Maggert	64	69	68	70	271	114,000
12T	Mark Hensby	69	67	68	67	271	114,000
18T	Justin Leonard	69	70	66	67	272	75,600
18T	David Toms	70	68	68	66	272	75,600
18T	Stewart Cink	67	69	66	70	272	75,600
18T	Anthony Kim	63	69	73	67	272	75,600
18T	Peter Lonard	65	69	67	71	272	75,600
18T	Jason Bohn	68	66	70	68	272	75,600
24T	K.J. Choi	67	70	69	67	273	49,800
24T	John Rollins	69	68	67	69	273	49,800
24T	Steve Stricker	67	71	68	67	273	49,800
24T	Eric Axley	68	67	69	69	273	49,800
24T	Stephen Marino	69	68	71	65	273	49,800
29T	Ben Curtis	64	67	74	69	274	37,329
29T	Arron Oberholser	64	66	73	71	274	37,329
29T	Ryan Moore	71	66	66	71	274	37,329
29T	Lucas Glover	67	68	68	71	274	37,329
29T	Cliff Kresge	69	67	70	68	274	37,329
29T	Dean Wilson	68	67	71	68	274	37,329
29T	Brandt Snedeker	66	70	67	71	274	37,329
36T	Chad Campbell	67	68	68	72	275	25,230
36T	Jeff Quinney	65	72	68	70	275	25,230
36T	Mark Brooks	67	71	70	67	275	25,230
36T	Matt Kuchar	68	70	70	67	275	25,230
36T	Ted Purdy	64	71	72	68	275	25,230
36T	Alex Cejka	67	65	72	71	275	25,230
36T	Frank Lickliter II	65	71	69	70	275	25,230
36T	Stephen Leaney	68	68	70	69	275	25,230
36T	Michael Putnam	69	65	70	71	275	25,230
36T	Doug LaBelle II	67	70	69	69	275	25,230
46T	Tim Herron	67	68	70	71	276	16,320
46T	Bob Tway	73	64	70	69	276	16,320
46T	Billy Mayfair	71	67	71	67	276	16,320
46T	Bo Van Pelt	68	71	67	70	276	16,320
46T	Joe Durant	67	72	68	69	276	16,320
46T	Heath Slocum	70	65	72	69	276	16,320
52T	J.J. Henry	68	67	72	70	277	13,920
52T	Stephen Ames	69	67	70	71	277	13,920
52T	Brett Wetterich	66	69	71	71	277	13,920
52T	Steve Elkington	67	69	71	70	277	13,920
52T	Carl Petterson	74	65	70	68	277	13,920
52T	Will MacKenzie	67	71	70	69	277	13,920
58T	Davis Love III	69	68	72	69	278	13,320
58T	Mathew Goggin	70	69	70	69	278	13,320
58T	Charles Warren	69	68	69	72	278	13,320
61T	Steve Flesch	70	69	69	72	280	12,960
61T	Mark Wilson	68	71	70	71	280	12,960
61T	Tommy Armour III	71	68	71	70	280	12,960
64T	Rocco Mediate	70	68	70	75	283	12,420
64T	Ryan Armour	67	72	74	70	283	12,420
64T	Duffy Waldorf	70	69	72	72	283	12,420
64T	Brett Quigley	67	72	70	74	283	12,420
64T	Richard S. Johnson	70	68	76	69	283	12,420
64T	Matt Every	69	66	75	73	283	12,420
70	Ryan Palmer	70	69	73	73	285	12,000

DID NOT MAKE CUT

Olin Browne	(69 - 71) - 140	Jason Dufner	(73 - 69) - 142
Trevor Immelman	(69 - 71) - 140	Kirk Triplett	(69 - 73) - 142
Steve Lowery	(71 - 69) - 140	Bob Estes	(70 - 72) - 142
Paul Goydos	(72 - 68) - 140	Daniel Chopra	(72 - 70) - 142
Ken Duke	(71 - 69) - 140	Fredrik Jacobson	(73 - 70) - 143
Hunter Mahan	(69 - 71) - 140	Boo Weekley	(73 - 70) - 143
Nick Watney	(71 - 69) - 140	Brian Gay	(72 - 71) - 143
Greg Owen	(66 - 74) - 140	Robert Garrigus	(72 - 71) - 143
Craig Kanada	(72 - 68) - 140	Bart Bryant	(74 - 70) - 144
John Merrick	(76 - 74) - 140	Fred Funk	(73 - 71) - 144
Jonathan Byrd	(69 - 71) - 140	Tom Pernice Jr.	(73 - 71) - 144
Woody Austin	(72 - 68) - 140	David Frost	(71 - 74) - 145
Chris Couch	(67 - 73) - 140	Andrew Buckle	(72 - 73) - 145
J. B. Holmes	(72 - 69) - 141	Kyle Reifers	(71 - 75) - 146
John Senden	(68 - 73) - 141	Jeff Sluman	(71 - 76) - 147
Richie Ramsay	(69 - 72) - 141	Fulton Allem	(76 - 71) - 147
Johnson Wagner	(69 - 72) - 141	Keith Clearwater	(75 - 73) - 148
Tripp Isenhour	(73 - 68) - 141	Shigeki Maruyama	73-wd
Jason Gore	(71 - 71) - 142	Todd Hamilton	74-wd
Kenny Perry	(70 - 72) - 142	Rich Beem	74-wd
Corey Pavin	(70 - 72) - 142	Brad Faxon	78-wd
Joey Sindelar	(69 - 73) - 142	Rod Curl	86-wd

2007 CHAMPIONSHIP RACE

At 18		At 54	
1T Anthony Kim	63	1T RORY SABBATINI	199
1T Kevin Na	63	1T Jim Furyk	199
3T Ben Curtis	64	1T Bernhard Langer	199
3T Arron Oberholser	64	1T Scott Verplank	199
3T Ted Purdy	64	5T Tom Lehman	201
3T Jeff Maggert	64	5T Peter Lonard	201
7T (7 players tied)	65	5T Jeff Maggert	201
14T (5 players tied)	66		
64T RORY SABBATINI	70		
(tied with 15 others)			
At 36		At 72	
1 Tim Clark	129	1 RORY SABBATINI	266
2 Arron Oberholser	130	2T Jim Furyk	266
3T Jim Furyk	131	2T Bernhard Langer	266
3T Ben Curtis	131	4 Pat Perez	278
3T Nathan Green	131	5T Tom Lehman	269
6T Anthony Kim	132	5T Nathan Green	269
6T Kevin Na	132	7T Harrison Frazer	270
6T Alex Cejka	132	7T Scott Verplank	270
40T RORY SABBATINI	137	7T Jerry Kelly	270
(tied with 9 others)			

HIGHLIGHTS



Rory Sabbatini

Fighting unprecedented weather conditions, the field slogged through four days of incessant rain. But an incredible finish provided a rainbow of sentiment on the week, as three top players battled it out in the tournament's first three-man playoff.

A third round 62 by Rory Sabbatini thrust him into contention, and he was joined at the top on Sunday by major winners Jim Furyk and Hall of Famer Bernhard Langer at 14 under par. On the first hole of sudden-death (#18), Sabbatini dropped his 15-foot birdie putt after Furyk missed, and then Langer could not match it.

Having started the third round eight shots off the lead, no champion in the tournament's 62-year history had come from that far back to win. The 31-year-old transplanted South African became the first 'hometown champion' for Colonial since Ben Hogan.

*In sudden death, Sabbatini won with a birdie on the first extra hole (#18).

Name in italics indicates amateur.

2006 COLONIAL RESULTS

May 18-21

Rank	Player	R1	R2	R3	R4	Total	Money
1	Tim Herron	67	65	68	68	268*	\$1,080,000
2	Richard S. Johnson	68	65	68	67	268*	648,000
3	Rod Pampling	67	63	70	70	270	408,000
4T	Stephen Ames	65	66	77	63	271	209,571
4T	Ben Crane	71	65	71	64	271	209,571
4T	Brett Quigley	68	70	67	66	271	209,571
4T	Arron Oberholser	65	68	71	67	271	209,571
4T	Stewart Cink	64	67	72	68	271	209,571
4T	Peter Lonard	66	66	69	70	271	209,571
4T	Nathan Green	67	67	67	70	271	209,571
11	Corey Pavin	71	67	68	66	272	150,000
12T	Brian Gay	67	67	73	66	273	117,600
12T	Jerry Kelly	69	68	67	69	273	117,600
12T	Dean Wilson	67	65	71	70	273	117,600
12T	Nick O'Hern	66	69	68	70	273	117,600
12T	Bo Van Pelt	67	68	67	71	273	117,600
17T	K.J. Choi	70	69	72	63	274	75,900
17T	Jim Furyk	66	67	73	68	274	75,900
17T	Davis Love III	70	69	67	68	274	75,900
17T	Chris Riley	68	71	66	69	274	75,900
17T	Woody Austin	72	65	67	70	274	75,900
17T	Robert Allenby	71	67	66	70	274	75,900
17T	Vaughn Taylor	70	67	67	70	274	75,900
17T	Fredrik Jacobson	71	62	70	71	274	75,900
25T	Fred Couples	70	68	70	67	275	46,800
25T	Shigeki Maruyama	69	68	70	68	275	46,800
25T	David Duval	70	68	69	68	275	46,800
25T	Ted Purdy	70	71	66	68	275	46,800
25T	Steve Flesch	69	68	67	71	275	46,800
30T	Brad Faxon	71	68	69	68	276	35,657
30T	Bob Tway	69	70	69	68	276	35,657
30T	Shane Bertsch	70	69	67	70	276	35,657
30T	Chad Campbell	67	68	69	72	276	35,657
30T	Zach Johnson	65	69	70	72	276	35,657
30T	David Toms	68	66	70	72	276	35,657
30T	Charley Hoffman	65	66	71	74	276	35,657
37T	Joe Ogilvie	71	70	68	68	277	28,200
37T	Wes Short, Jr.	70	68	70	69	277	28,200
37T	Kenny Perry	66	70	70	71	277	28,200
40T	Mike Weir	66	73	72	67	278	23,400
40T	Billy Mayfair	72	69	70	67	278	23,400
40T	Steve Lowery	70	70	69	69	278	23,400
40T	Daniel Chopra	70	64	72	72	278	23,400
40T	Henrik Bjornstad	69	64	69	76	278	23,400
45T	Duffy Waldorf	72	69	72	66	279	15,818
45T	Dudley Hart	71	70	71	67	279	15,818
45T	J.L. Lewis	69	69	73	68	279	15,818
45T	Robert Gamez	67	71	73	68	279	15,818
45T	Camilo Villegas	68	69	73	69	279	15,818
45T	Scott McCarron	70	70	70	69	279	15,818
45T	Rich Beem	69	70	70	70	279	15,818
45T	Justin Rose	68	69	71	71	279	15,818
45T	John Senden	69	70	69	71	279	15,818
45T	Brian Bateman	72	68	67	72	279	15,818
45T	Fred Funk	67	70	69	73	279	15,818
56T	David Frost	73	67	73	67	280	13,260
56T	Ryan Palmer	66	71	75	68	280	13,260
56T	Jason Bohn	72	68	72	68	280	13,260
56T	Justin Leonard	72	67	71	70	280	13,260
56T	Olin Browne	70	69	71	70	280	13,260
56T	Ben Curtis	68	68	73	71	280	13,260
56T	Bob Estes	69	68	71	72	280	13,260
56T	Jonathan Kaye	70	69	68	73	280	13,260
64	Rory Sabbatini	72	69	70	70	281	12,720
65T	Ryan Moore	70	71	72	70	283	12,480
65T	Tom Lehman	72	67	73	71	283	12,480
65T	Brandt Jobe	71	68	73	71	283	12,480
68T	J.J. Henry	70	70	73	71	284	12,120
68T	Joey Sindelar	70	71	69	74	284	12,120
68T	Harrison Frazar	69	70	69	76	284	12,120
71T	Ben Crenshaw	73	67	74	71	285	11,760
71T	Hunter Mahan	69	72	72	72	285	11,760
71T	Tim Petrovic	70	71	71	73	285	11,760
74	Mathias Gronberg	67	71	73	75	286	11,520
75	Jerry Smith	71	66	73	78	288	11,400
76	James Driscoll	69	68	77	76	290	11,280
77	Bill Haas	66	75	73	78	292	11,160

DID NOT MAKE CUT

Bubba Watson	(65 - 77) - 142	Scott Hend	(72 - 74) - 146
Carl Pettersson	(72 - 70) - 142	Chris DiMarco	(73 - 73) - 146
Joe Durant	(72 - 70) - 142	Aaron Baddeley	(73 - 73) - 146
Tom Perrince Jr.	(73 - 69) - 142	John Rollins	(69 - 77) - 146
Steve Jones	(71 - 71) - 142	Brett Wetterich	(73 - 74) - 147
Shaun Micheel	(71 - 71) - 142	Troy Matteson	(75 - 72) - 147
Lucas Glover	(69 - 74) - 143	Lee Janzen	(75 - 73) - 148
Paul Azinger	(74 - 69) - 143	Jeff Brehaut	(71 - 77) - 148
Jeff Sluman	(73 - 70) - 143	Thomas Levet	(70 - 78) - 148
Rocco Mediate	(73 - 70) - 143	Craig Perks	(76 - 74) - 150
Mark Hensby	(69 - 74) - 143	Kirk Triplett	(74 - 77) - 151
Charles Warren	(71 - 72) - 143	Chris Couch	(71 - 80) - 151
John O'Leary Jr.	(72 - 71) - 143	Edoardo Molinari	(77 - 74) - 151
Mark O'Meara	(76 - 68) - 144	Keith Clearwater	(81 - 75) - 156
Arjun Atwal	(73 - 71) - 144	Jason Gore	66-wd
Heath Slocum	(73 - 71) - 144	David Branshaw	69-wd
Bernhard Langer	(74 - 71) - 145	Ryuji Imada	77-wd
Todd Hamilton	(77 - 68) - 145	Fulton Allem	wd
Mark Brooks	(70 - 75) - 145		

2006 CHAMPIONSHIP RACE

At 18		At 54		
1	Stewart Cink	64	1T TIMHERRON	200
2T	Arron Oberholser	65	1T Rod Pampling	200
2T	Stephen Ames	65	3T Peter Lonard	201
2T	Bubba Watson	65	3T Richard S. Johnson	201
2T	Zach Johnson	65	3T Nathan Green	201
2T	Charley Hoffman	65	6T Charley Hoffman	202
7T	(8 players tied)	66	6T Bo Van Pelt	202
15T	TIMHERRON	67	6T Henrik Bjornstad	202
(tied with 9 others)				
At 36		At 72		
1	Rod Pampling	130	1 TIMHERRON	268
2T	Stephen Ames	131	2 Richrd S. Johnson	268
2T	Stewart Cink	131	3 Rod Pampling	269
2T	Charley Hoffman	131	4T Stephen Ames	270
5T	TIMHERRON	132	4T Stewart Cink	270
5T	Peter Lonard	132	4T Arron Oberholser	270
5T	Dean Wilson	132	4T Peter Lonard	270
			4T Brett Quigley	270
			4T Ben Crane	270

HIGHLIGHTS



Tim Herron

After having a runaway winner the year before, a sudden-death playoff provided an exciting and fitting end to the 60th anniversary tournament. Veterans and young players battled atop the daily leaderboard. Calm conditions Thursday led to a birdie barrage, and then winds kept players honest the rest of the way. Two-time champion Ben Crenshaw topped off the anniversary celebration by making the cut in his 33rd Colonial appearance. Rod Pampling charged to the lead for a couple of days before Tim Herron and Richard S. Johnson found themselves tied at the

end of 72 holes, one shot ahead of third-place Pampling.

Seven years removed from his last victory, Herron birdied the second playoff hole (#17) with a 10-foot birdie putt to claim his fourth career PGA TOUR victory. It was the tournament's first playoff in 12 years, dating back to Nick Price's win in 1994.

**In sudden death, Herron beat Johnson with birdie on second extra hole (#17).*

Name in italics indicates amateur.

2005 COLONIAL RESULTS

May 19-22

Rank	Player	R1	R2	R3	R4	Total	Money
1	Kenny Perry	65	63	64	69	261	\$1,008,000
2	Billy Mayfair	67	66	66	69	268	604,800
3T	David Toms	69	66	68	66	269	291,200
3T	Joe Durant	71	63	69	66	269	291,200
3T	Peter Lonard	69	66	65	69	269	291,200
6T	Bernhard Langer	68	69	66	67	270	163,600
6T	Aaron Baddeley	69	66	67	68	270	163,600
6T	Scott Hend	68	67	68	67	270	163,600
6T	Brandt Jobe	65	69	67	69	270	163,600
6T	Rod Pampling	66	67	68	69	270	163,600
6T	Tim Petrovic	71	69	66	64	270	163,600
6T	Rory Sabbatini	67	69	68	66	270	163,600
13T	Ted Purdy	66	65	71	69	271	108,266
13T	Justin Rose	68	68	71	64	271	108,266
13T	Steve Stricker	68	65	66	72	271	108,266
16	Fredrik Jacobson	68	69	65	70	272	95,200
17T	Ben Crane	69	66	70	68	273	81,200
17T	Kevin Na	65	71	71	66	273	81,200
17T	Kirk Triplett	66	66	72	69	273	81,200
17T	Bo Van Pelt	70	67	68	68	273	81,200
21T	K.J. Choi	69	66	70	69	274	58,240
21T	Tim Clark	71	64	69	70	274	58,240
21T	Aron Oberholser	68	67	70	69	274	58,240
21T	Tom Purtzer	71	70	69	64	274	58,240
21T	Bob Tway	67	69	69	69	274	58,240
26T	Phil Mickelson	71	69	68	67	275	40,600
26T	Jim Furyk	69	68	67	71	275	40,600
26T	Corey Pavin	70	66	68	71	275	40,600
26T	Stuart Appleby	68	69	71	67	275	40,600
26T	Zach Johnson	71	68	70	66	275	40,600
26T	Justin Leonard	67	69	69	70	275	40,600
32T	Shigeki Maruyama	69	70	69	68	276	30,987
32T	Loren Roberts	68	67	73	68	276	30,987
32T	Heath Slocum	68	72	69	67	276	30,987
32T	Scott Verplank	71	69	68	68	276	30,987
32T	Jeff Maggert	73	66	67	70	276	30,987
32T	Jeff Sluman	68	70	68	70	276	30,987
38T	Stephen Ames	73	68	68	68	277	23,520
38T	Arjun Atwal	70	65	69	73	277	23,520
38T	Brian Bateman	64	72	74	67	277	23,520
38T	Geoff Ogilvie	71	67	64	75	277	23,520
38T	John Senden	70	68	66	73	277	23,520
38T	D.J. Trahan	64	67	71	75	277	23,520
44T	Tom Lehman	72	68	70	68	278	16,528
44T	Harrison Frazar	66	70	70	72	278	16,528
44T	Hunter Haas	73	67	67	71	278	16,528
44T	Steve Jones	69	68	71	70	278	16,528
44T	Stephen Leaney	66	69	71	72	278	16,528
44T	Hunter Mahan	72	67	70	69	278	16,528
44T	Pat Perez	71	67	69	71	278	16,528
51T	Mark Brooks	71	67	71	70	279	13,179
51T	Jonathan Byrd	67	71	73	68	279	13,179
51T	Joe Ogilvie	71	68	74	66	279	13,179
51T	Jesper Parnevik	69	72	71	67	279	13,179
51T	Jason Allred	69	72	67	71	279	13,179
51T	Skip Kendall	67	70	72	70	279	13,179
57T	Barf Bryant	70	71	67	72	280	12,432
57T	Daniel Chopra	73	67	71	69	280	12,432
57T	Stewart Cink	72	67	69	72	280	12,432
57T	Brian Gay	71	70	70	69	280	12,432
57T	Hank Kuehne	71	70	71	68	280	12,432
62T	Bob Estes	71	68	71	71	281	11,984
62T	Jonathan Kaye	73	67	72	69	281	11,984
62T	Kevin Sutherland	70	69	70	72	281	11,984
65T	Briny Baird	69	65	75	73	282	11,704
65T	Craig Perks	73	67	72	70	282	11,704
67T	Fred Funk	71	69	73	70	283	11,480
67T	Andrew Magee	70	71	66	76	283	11,480
69T	Robert Gamez	71	70	71	72	284	11,256
69T	Ryan Palmer	70	70	72	72	284	11,256
71T	Frank Lickliter II	70	70	73	72	285	11,032
71T	Patrick Sheehan	62	72	75	76	285	11,032

DID NOT MAKE CUT

Fulton Allem	(71 - 71) - 142	Jay Williams	(68 - 75) - 143
Tommy Armour III	(69 - 73) - 142	Woody Austin	(75 - 69) - 144
Tom Byrum	(72 - 70) - 142	Rich Beem	(74 - 70) - 144
Chris DiMarco	(71 - 71) - 142	Alex Cejka	(68 - 76) - 144
Steve Elkington	(72 - 70) - 142	Keith Clearwater	(71 - 73) - 144
Sergio Garcia	(69 - 73) - 142	J.J. Henry	(72 - 72) - 144
Lucas Glover	(71 - 71) - 142	Casey Wittenberg	(75 - 69) - 144
Mathias Gronberg	(69 - 73) - 142	Chad Campbell	(70 - 75) - 145
Davis Love III	(71 - 71) - 142	Todd Hamilton	(74 - 71) - 145
Joey Sindelar	(71 - 71) - 142	D.A. Points	(73 - 72) - 145
Hal Sutton	(69 - 73) - 142	Andre Stolz	(73 - 73) - 146
Nick Watney	(74 - 68) - 142	Shaun Micheel	(77 - 70) - 147
Olin Browne	(72 - 71) - 143	Kevin Stadler	(77 - 70) - 147
Glen Day	(78 - 65) - 143	Mike Weir	(73 - 74) - 147
Tim Herron	(72 - 71) - 143	Steve Flesch	(79 - 71) - 150
Peter Jacobsen	(73 - 70) - 143	Rocco Mediate	(76 - 74) - 150
J.L. Lewis	(71 - 72) - 143	Joey Snyder III	(76 - 75) - 151
Carl Pettersson	(72 - 71) - 143	David Frost	(78 - 82) - 160
Brett Quigley	(75 - 68) - 143	Rod Curl	(82 - 79) - 161
Duffy Waldorf	(73 - 70) - 143	Vaughn Taylor	72-wd
Charles Warren	(72 - 71) - 143	Dudley Hart	74-wd

2005 CHAMPIONSHIP RACE

At 18		At 54			
1	Patrick Sheehan	62	1	KENNY PERRY	192
2T	Brian Bateman	64	2T	Billy Mayfair	199
2T	D.J. Trahan	64	2T	Steve Stricker	199
4T	KENNY PERRY	65	4	Peter Lonard	200
4T	Brandt Jobe	65	5T	Brandt Jobe	201
4T	Kevin Na	65	5T	Rod Pampling	201
At 36		At 72			
1	KENNY PERRY	128	1	KENNY PERRY	261
2T	D.J. Trahan	131	2	Billy Mayfair	268
2T	Ted Purdy	131	3T	David Toms	269
4	Kirk Triplett	132	3T	Joe Durant	269
5T	Billy Mayfair	135	3T	Peter Lonard	269
5T	Steve Stricker	135			
5T	Rod Pampling	135			

HIGHLIGHTS



Kenny Perry

The wind laid down for the second time in three years at Colonial, so the birdies came in buckets. The biggest bucket belonged to 2003 champion Kenny Perry, a Kentuckian who is not one to look a gift horse in the mouth.

Record hot temperatures baked the crowd while Perry dusted the field. Over four rounds he carded only one bogey, and then one double-bogey on the 71st hole after the tournament was well in hand. That last mistake cost him a new 72-hole scoring record, dropping him into a tie with his own record of 19-under he set in 2003.

Nonetheless, Perry established new 36-hole and 54-hole scoring records of 12- and 18-under respectively. He became the ninth two-time champion at Colonial, and the 10th multiple winner in 59 years.

2004 COLONIAL RESULTS

May 20-23

Rank	Player	R1	R2	R3	R4	Total	Money
1	Steve Flesch	66	69	67	67	269	\$954,000
2	Chad Campbell	70	71	61	68	270	572,400
3	Stephen Ames	70	69	68	64	271	360,400
4	Craig Perks	64	71	70	68	273	254,400
5T	Skip Kendall	68	71	68	67	274	186,162
5T	Robert Gamez	71	64	71	68	274	186,162
5T	Bo Van Pelt	68	69	72	65	274	186,162
5T	Tim Petrovic	66	71	69	68	274	186,162
9T	Jeff Maggert	66	69	73	67	275	143,100
9T	Mark Brooks	71	68	67	69	275	143,100
9T	John Senden	66	74	70	65	275	143,100
12T	Kenny Perry	67	71	70	68	276	116,600
12T	Loren Roberts	68	70	71	67	276	116,600
14T	Justin Leonard	70	64	72	71	277	72,433
14T	Stewart Cink	66	70	71	70	277	72,433
14T	Lee Janzen	70	66	71	70	277	72,433
14T	Jesper Parnevik	65	72	68	72	277	72,433
14T	Kirk Triplett	69	69	71	68	277	72,433
14T	Chris Riley	67	71	69	70	277	72,433
14T	Zach Johnson	71	65	68	73	277	72,433
14T	Brian Gay	70	67	65	75	277	72,433
14T	Tom Byrum	68	69	71	69	277	72,433
14T	Tim Clark	68	70	69	70	277	72,433
14T	Joe Ogilvie	71	70	68	68	277	72,433
14T	Brian Bateman	69	69	68	71	277	72,433
26	Fred Funk	70	72	65	71	278	42,400
27T	Bob Tway	70	69	68	72	279	38,425
27T	J.L. Lewis	68	66	75	70	279	38,425
27T	Peter Lonard	71	71	67	70	279	38,425
27T	Stephen Leaney	70	68	71	70	279	38,425
31T	Corey Pavin	70	70	72	68	280	32,536
31T	Dennis Paulson	67	70	71	72	280	32,536
31T	Rory Sabbatini	72	69	67	72	280	32,536
31T	Glen Day	72	71	67	70	280	32,536
35T	Phil Mickelson	71	66	70	74	281	25,572
35T	Sergio Garcia	72	67	73	69	281	25,572
35T	Davis Love III	74	67	72	68	281	25,572
35T	Scott Verplank	72	68	67	74	281	25,572
35T	Joe Durant	70	73	69	69	281	25,572
35T	Brett Quigley	70	68	68	75	281	25,572
41T	Hal Sutton	71	67	73	71	282	20,670
41T	Joey Sindelar	71	69	72	70	282	20,670
41T	Dudley Hart	67	70	75	66	282	20,670
44T	David Toms	72	70	68	73	283	16,024
44T	Chris DiMarco	69	71	72	71	283	16,024
44T	Todd Hamilton	72	71	70	70	283	16,024
44T	Rod Pampling	72	71	69	71	283	16,024
44T	Frank Lickliter II	68	70	68	77	283	16,024
44T	Tommy Armour III	69	74	71	69	283	16,024
50T	Brad Faxon	70	68	75	71	284	12,905
50T	Aaron Baddeley	68	71	74	71	284	12,905
50T	Kent Jones	70	69	73	72	284	12,905
50T	Briny Baird	71	69	71	73	284	12,905
54T	Robert Allenby	67	76	73	69	285	11,978
54T	Steve Elkington	71	71	73	70	285	11,978
54T	Rocco Mediate	72	71	71	71	285	11,978
54T	Mathias Gronberg	70	70	71	74	285	11,978
54T	Matt Gogel	70	73	76	66	285	11,978
54T	Neal Lancaster	73	70	70	72	285	11,978
54T	Carl Petterson	67	74	73	71	285	11,978
61T	Mike Weir	68	73	71	74	286	11,501
61T	Scott Hend	69	74	72	71	286	11,501
63T	Tim Herron	69	72	72	74	287	11,130
63T	Luke Donald	69	74	73	71	287	11,130
63T	Geoff Ogilvy	74	69	69	75	287	11,130
63T	Hunter Mahan	70	71	71	75	287	11,130
63T	Patrick Sheehan	71	70	69	77	287	11,130
68T	Jeff Sluman	72	70	74	72	288	10,706
68T	Dan Pohl	71	72	72	73	288	10,706
68T	Steve Lowery	69	74	75	70	288	10,706
71T	Len Mattiace	71	71	74	73	289	10,441
71T	Brenden Pappas	73	70	72	74	289	10,441
73	Mark Calcavecchia	72	68	75	75	290	10,282
74	Bob Estes	68	74	72	77	291	10,176

DID NOT MAKE CUT

Pat Bates	(75 - 69) - 144	Jonathan Byrd	(72 - 74) - 146
J.J. Henry	(72 - 72) - 144	Ryan Palmer	(70 - 76) - 146
Stuart Appleby	(68 - 76) - 144	Duffy Waldorf	(73 - 74) - 147
Olin Browne	(68 - 76) - 144	Keith Clearwater	(74 - 74) - 148
Fulton Allem	(70 - 74) - 144	Lucas Glover	(75 - 73) - 148
Tripp Isenhour	(69 - 75) - 144	Esteban Toledo	(72 - 77) - 149
D.J. Brigman	(74 - 70) - 144	Hank Kuehne	(73 - 76) - 149
Dan Forsman	(73 - 71) - 144	Jay Williamson	(73 - 76) - 149
Heath Slocum	(70 - 74) - 144	David Frost	(78 - 72) - 150
Woody Austin	(73 - 71) - 144	Craig Bowden	(75 - 75) - 150
Shigeki Maruyama	(72 - 73) - 145	Bill Glasson	(79 - 75) - 151
Bob Burns	(74 - 71) - 145	Mark Hensby	(76 - 75) - 151
John Rollins	(75 - 70) - 145	Notah Begay III	(76 - 77) - 153
John Huston	(74 - 71) - 145	Bill Glasson	(79 - 75) - 154
Jonathan Kaye	(72 - 73) - 145	Rod Curl	(79 - 81) - 160
Ted Purdy	(70 - 75) - 145	Rich Beem	71-wd
Harrison Frazer	(68 - 77) - 145	Hidemichi Tanaka	74-wd
Danny Ellis	(73 - 72) - 145	John Riegger	75-wd
Brent Mayfair	(70 - 76) - 146	Ben Crane	77-wd
Brley Geiberger	(74 - 72) - 146	Kevin Na	wd

2004 CHAMPIONSHIP RACE

At 18		At 54		
1	Craig Perks	64	1T STEVE FLESCH	202
2	Jesper Parnevik	65	1T Chad Campbell	202
3T	STEVE FLESCH	66	1T Brian Gay	202
3T	Stewart Cink	66	4 Zach Johnson	204
3T	Jeff Maggert	66	5T Jesper Parnevik	205
3T	Tim Petrovic	66	5T Craig Perks	205
3T	John Senden	66	7T Justin Leonard	206
7T	(five tied at 67)		7T Mark Brooks	206
			7T Tim Petrovic	206
			7T Frank Lickliter II	206
			7T Robert Gamez	206
			7T Brett Quigley	206
			7T Brian Bateman	206
At 36		At 72		
1T	Justin Leonard	134	1 STEVE FLESCH	269
1T	J.L. Lewis	134	2 Chad Campbell	270
3T	STEVE FLESCH	135	3 Stephen Ames	271
3T	Jeff Maggert	135	4 Craig Perks	273
3T	Craig Perks	135		
3T	Robert Gamez	135		
7T	Lee Janzen	136		
7T	Stewart Cink	136		
7T	Zach Johnson	136		

HIGHLIGHTS



Steve Flesch

Windy, dry conditions greeted the players all four days, as the course drew some payback for the preceding record year in low scoring. The cut fell at three over par, the PGA Tour's highest cut line of the year to-date.

The field remain bunched up until Saturday, when three players tied for the lead, at least two strokes up on the rest of the players. They included local resident Chad Campbell, whose 61 tied the course record, Brian Gay and lefty Steve Flesch. None of those three players had ever missed a cut at Colonial.

Working the ball flawlessly in the wind, Flesch outdueled Campbell and Gay for the victory. He was the only player in the field to post four sub-par rounds. The win also came on Flesch's 37th birthday, and the gallery serenaded him with "Happy Birthday" during the 18th green ceremony.

2003 COLONIAL RESULTS

May 22-25

Rank	Player	R1	R2	R3	R4	Total	Money
1	Kenny Perry	68	64	61	68	261	\$900,000
2	Justin Leonard	68	72	66	61	267	540,000
3	Jeff Sluman	68	68	67	65	268	340,000
4	Brandt Jobe	67	70	68	64	269	240,000
5T	Jim Furyk	68	65	69	68	270	175,625
5T	Hal Sutton	71	67	65	67	270	175,625
5T	Pat Bates	69	66	69	66	270	175,625
5T	Rory Sabbatini	64	70	67	69	270	175,625
9T	Fred Funk	70	67	69	66	272	130,000
9T	Harrison Frazar	69	69	66	68	272	130,000
9T	Dan Forsman	66	66	73	67	272	130,000
9T	Esteban Toledo	68	68	69	67	272	130,000
13T	Phil Mickelson	67	70	68	68	273	91,000
13T	Loren Roberts	67	69	70	67	273	91,000
13T	Stewart Cink	67	70	66	70	273	91,000
13T	Marco Dawson	68	70	71	64	273	91,000
13T	Steve Flesch	69	66	69	69	273	91,000
18T	Olin Browne	67	71	68	68	274	70,000
18T	Lee Janzen	71	67	70	66	274	70,000
18T	Jay Haas	69	70	67	68	274	70,000
21T	Nick Price	70	70	65	70	275	48,357
21T	Billy Mayfair	69	70	68	68	275	48,357
21T	Dean Wilson	71	67	69	68	275	48,357
21T	Briny Baird	70	68	68	69	275	48,357
21T	John Senden	71	70	68	66	275	48,357
21T	Tim Petrovic	68	66	72	69	275	48,357
21T	Brandel Chamblee	70	69	70	66	275	48,357
28T	Corey Pavin	68	70	69	69	276	32,536
28T	Shigeki Maruyama	70	68	70	68	276	32,536
28T	Frank Lickliter II	68	66	70	72	276	32,536
28T	Gene Sauers	69	68	70	69	276	32,536
28T	Patrick Sheehan	65	72	68	71	276	32,536
28T	Jay Williamson	67	67	73	69	276	32,536
28T	Carl Pettersson	71	69	68	68	276	32,536
35T	Dudley Hart	70	71	68	68	277	24,650
35T	Jesper Parnevik	66	68	73	70	277	24,650
35T	Billy Andrade	68	68	71	70	277	24,650
35T	Alex Cejka	70	70	65	72	277	24,650
35T	Bob Burns	69	70	70	68	277	24,650
40T	Kirk Triplett	69	71	70	68	278	19,500
40T	Tim Herron	71	68	69	70	278	19,500
40T	Chad Campbell	67	67	74	70	278	19,500
40T	Glen Day	67	70	75	66	278	19,500
40T	Spike McRoy	67	70	75	66	278	19,500
45T	Rocco Mediate	68	72	68	71	279	14,014
45T	Brian Gay	68	69	76	66	279	14,014
45T	Brett Quigley	67	73	68	71	279	14,014
45T	Stephen Ames	67	72	74	66	279	14,014
45T	Woody Austin	70	67	72	70	279	14,014
45T	Shaun Micheel	71	69	72	67	279	14,014
45T	J.L. Lewis	72	69	70	68	279	14,014
52T	Craig Parry	67	70	72	71	280	11,725
52T	Bob Tway	69	70	73	68	280	11,725
52T	Joe Durant	70	70	71	69	280	11,725
52T	J.P. Hayes	70	71	71	68	280	11,725
56T	Mark Calcavecchia	65	75	72	69	281	11,200
56T	Duffy Waldorf	67	70	71	73	281	11,200
56T	Brian Watts	67	71	72	71	281	11,200
56T	Greg Chalmers	68	71	72	70	281	11,200
56T	Mike Sposa	67	69	74	71	281	11,200
61	Len Mattiace	69	69	75	69	282	10,900
62T	David Frost	69	71	75	68	283	10,650
62T	Scott Verplank	69	69	71	74	283	10,650
62T	Brian Henninger	70	69	71	73	283	10,650
62T	Brenden Pappas	70	68	74	71	283	10,650
66T	Peter Jacobsen	72	68	71	73	284	10,200
66T	Joey Sindelar	69	71	71	73	284	10,200
66T	Steve Elkington	72	68	70	74	284	10,200
66T	Rich Beem	68	69	76	71	284	10,200
66T	Jonathan Kaye	73	67	72	72	284	10,200
71T	Brent Geiberger	71	70	72	72	285	9,800
71T	Luke Donald	68	71	73	73	285	9,800
71T	Cliff Kresge	68	70	73	74	285	9,800
74T	Jeff Brehaut	68	70	74	74	286	9,550
74T	Tom Byrum	70	71	72	73	286	9,550
76	Fulton Allem	75	66	74	78	293	9,400

DID NOT MAKE CUT

Tom Lehman	(73 - 69) - 142	Carl Paulson	(70 - 75) - 145
Tom Pernice Jr.	(70 - 72) - 142	Tim Clark	(71 - 74) - 145
J.J. Henry	(67 - 75) - 142	Heath Slocum	(72 - 73) - 145
Rod Pampling	(75 - 67) - 142	Arron Oberholser	(76 - 69) - 145
Paul Goydos	(70 - 72) - 142	Annika Sorenstam	(71 - 74) - 145
Ian Leggatt	(73 - 69) - 142	Mark Brooks	(72 - 74) - 146
Cameron Beckman	(70 - 72) - 142	Joel Edwards	(73 - 73) - 146
Jonathan Byrd	(71 - 71) - 142	Aaron Barber	(72 - 74) - 146
Sergio Garcia	(72 - 71) - 143	Bob Estes	(73 - 74) - 147
Stuart Appleby	(72 - 71) - 143	Geoff Ogilvy	(72 - 75) - 147
Skip Kendall	(71 - 72) - 143	Dan Pohl	(75 - 72) - 147
David Peoples	(72 - 71) - 143	Kevin Sutherland	(76 - 72) - 148
John Rollins	(70 - 73) - 143	James McLean	(72 - 76) - 148
Matt Gogel	(68 - 75) - 143	Craig Perks	(73 - 77) - 150
Peter Lonard	(70 - 73) - 143	Scott McCarron	(74 - 76) - 150
Chris Smith	(71 - 72) - 143	Rod Curl	(78 - 76) - 154
Scott Simpson	(71 - 73) - 144	Pat Perez	wd
Robert Gamez	(75 - 69) - 144	David Toms	wd
Per-Ulrik Johansson	(69 - 75) - 144	Keith Clearwater	dq

2003 CHAMPIONSHIP RACE

At 18		At 54			
1	Rory Sabbatini	64	1	KENNY PERRY	193
2T	Mark Calcavecchia	65	2	Rory Sabbatini	201
2T	Patrick Sheehan	65	3	Jim Furyk	202
4T	Dan Forsman	66	4T	Hal Sutton	203
4T	Jesper Parnevik	66	4T	Jeff Sluman	203
6T	(sixteen players tied)	67	4T	Stewart Cink	203
22T	KENNY PERRY	68	7T	Steve Flesch	204
	(tied with seventeen others)		7T	Harrison Frazar	204
			7T	Pat Bates	204
			7T	Frank Lickliter	204
At 36		At 72			
1T	KENNY PERRY	132			
1T	Dan Forsman	132			
3	Jim Furyk	133	1	KENNY PERRY	261
4T	Jesper Parnevik	134	2	Justin Leonard	267
4T	Rory Sabbatini	134	3	Jeff Sluman	278
4T	Chad Campbell	134	4	Brandt Jobe	279
4T	Jay Williamson	134	5T	Pat Bates	270
4T	Tim Petrovic	134	5T	Hal Sutton	270
4T	Frank Lickliter II	134	5T	Jim Furyk	270
			5T	Rory Sabbatini	270

HIGHLIGHTS



Kenny Perry

Hosting its largest crowds in history and a huge worldwide media contingent, Colonial brought in its usual great field of top PGA Tour players, but also added the world's #1 female player, Annika Sorenstam, to the mix.

Ideal scoring conditions, with little wind and rain-softened greens, allowed almost half the field to fire under-par scores the first day. But most eyes were on the historic appearance of Sorenstam, who fired a one-over 71 in proving her mettle and talent under immense pressure.

More birds on Friday were easy as the field threatened to tie the tournament's low-cut record of even par. Eventually the cut fell at 1-over, with veteran Kenny Perry tied for the lead at 8-under par after his 64. Sorenstam struggled to a 74 after bogeys on holes 5, 6, and 8, finishing at five-over par, to miss the cut.

On Saturday Perry sizzled to a record-tying 61 and an insurmountable eight-shot lead. His 54-hole standing of 17-under was a record, even lower than the 72-hole record. Sunday's round was a mere formality, as Perry fire a 68 to win by six and set the new 72-hole mark at 19-under. Justin Leonard made a dramatic run at 59 Sunday, but bogeyed #18 for a 61. An incredible 51 players finished under par for the tournament.

2002 COLONIAL RESULTS

May 16-19

Rank	Player	R1	R2	R3	R4	Total	Money
1	Nick Price	69	65	66	67	267	\$774,000
2T	David Toms	71	71	64	66	272	378,400
2T	Kenny Perry	70	66	69	67	272	378,400
4	DudleyHart	73	65	70	65	273	206,400
5T	Davis Love III	70	70	67	67	274	163,400
5T	Phil Tataurangi	70	69	66	69	274	163,400
7	Tom Watson	68	72	66	69	275	144,050
8T	Stuart Appleby	70	71	71	64	276	120,400
8T	Esteban Toledo	67	67	72	70	276	120,400
8T	Steve Flesch	68	67	70	71	276	120,400
8T	Jonathan Byrd	73	67	68	68	276	120,400
12T	Vijay Singh	70	69	67	68	277	79,243
12T	Hal Sutton	69	68	71	69	277	79,243
12T	Oliver Browne	71	66	67	70	277	79,243
12T	Frank Lickliter II	67	68	68	72	277	79,243
12T	Billy Andrade	71	64	69	71	277	79,243
12T	Joel Edwards	72	68	67	70	277	79,243
12T	Bob Tway	68	67	70	70	277	79,243
19T	Justin Leonard	70	68	69	71	278	53,965
19T	Shigeki Maruyama	72	67	69	70	278	53,965
19T	Scott Verplank	67	70	72	69	278	53,965
19T	Cameron Beckman	71	69	70	68	278	53,965
23T	Phil Mickelson	73	70	69	67	279	38,270
23T	Tom Lehman	71	67	71	70	279	38,270
23T	Peter Jacobsen	72	68	69	70	279	38,270
23T	John Huston	70	70	71	68	279	38,270
23T	Bob Estes	65	72	72	70	279	38,270
28T	Corey Pavin	68	71	69	72	280	29,240
28T	Jesper Parnevik	69	72	70	69	280	29,240
28T	Jerry Kelly	69	71	72	68	280	29,240
28T	Scott McCarron	70	70	69	71	280	29,240
28T	Chad Campbell	72	68	71	69	280	29,240
33T	Stewart Cink	72	69	69	71	281	24,295
33T	Bob Burns	68	68	72	73	281	24,295
33T	Briny Baird	71	71	70	67	281	24,295
36T	Steve Jones	67	73	70	72	282	20,694
36T	Mike Weir	71	68	73	70	282	20,694
36T	Matt Gogel	69	71	73	69	282	20,694
36T	Peter Lonard	68	70	69	75	282	20,694
40T	Steve Elkington	74	68	72	69	283	15,480
40T	Loren Roberts	70	73	67	73	283	15,480
40T	Jay Haas	69	74	72	68	283	15,480
40T	Chris DiMarco	72	71	71	69	283	15,480
40T	Mark Brooks	68	71	73	71	283	15,480
40T	Steve Lowery	67	75	72	69	283	15,480
40T	Brandt Jobe	67	72	69	75	283	15,480
40T	David Peoples	72	71	71	69	283	15,480
48T	Lee Janzen	69	72	74	69	284	10,589
48T	David Frost	72	67	73	72	284	10,589
48T	Jeff Maggert	68	74	72	70	284	10,589
48T	David Gossett	74	69	71	70	284	10,589
48T	Per-Ulrik Johansson	68	73	73	70	284	10,589
48T	Joey Sindelar	68	71	74	71	284	10,589
48T	John Rollins	70	73	69	72	284	10,589
48T	Luke Donald	73	69	69	73	284	10,589
56T	Brent Geiberger	72	68	76	69	285	9,675
56T	Carl Paulson	68	72	74	71	285	9,675
56T	Skip Kendall	68	71	74	72	285	9,675
56T	Pat Perez	72	66	74	73	285	9,675
60	Tom Pernice Jr.	72	69	72	74	287	9,460
61T	Billy Mayfair	70	73	71	74	288	9,245
61T	Brandel Chamblee	69	73	72	74	288	9,245
61T	Jose Coceres	70	68	73	77	288	9,245
61T	Ian Leggatt	70	69	74	75	288	9,245
65	Glen Day	69	67	77	77	290	9,030
66T	K.J. Choi	69	72	69	81	291	8,901
66T	Rod Pampling	72	71	73	75	291	8,901
68T	J.J. Henry	72	71	75	74	292	8,729
68T	Brian Gay	70	66	78	78	292	8,729
70T	Duffy Waldorf	71	71	74	78	294	8,557
70T	Paul Stankowski	72	69	74	79	294	8,557
72	Neal Lancaster	71	72	77	76	296	8,428

DID NOT MAKE CUT

Jim Furyk	(73 - 71) - 144	J.L. Lewis	(72 - 75) - 147
Jeff Sluman	(70 - 74) - 144	Dan Pohl	(71 - 76) - 147
Robert Allenby	(73 - 71) - 144	Notah Begay III	(74 - 73) - 147
Brad Faxon	(71 - 73) - 144	Geoff Ogilvy	(76 - 71) - 147
Kirk Triplett	(70 - 74) - 144	Kevin Sutherland	(72 - 75) - 147
Craig Parry	(71 - 73) - 144	Chris Smith	(74 - 73) - 147
Greg Kraft	(73 - 71) - 144	Fulton Allem	(73 - 75) - 148
Mike Sposa	(73 - 71) - 144	Jim Carter	(73 - 75) - 148
Brian Watts	(72 - 72) - 144	Dennis Paulson	(75 - 73) - 148
Brett Quigley	(71 - 73) - 144	Len Mattiace	(74 - 74) - 148
Chris Riley	(74 - 70) - 144	Harrison Frazier	(73 - 76) - 149
David Duval	(67 - 78) - 145	Kaname Yokoo	(74 - 75) - 149
Mark O'Meara	(72 - 73) - 145	Steve Stricker	(75 - 75) - 150
John Cook	(70 - 75) - 145	Sergio Garcia	(76 - 74) - 150
Tim Herron	(73 - 72) - 145	David Berganio Jr.	(74 - 76) - 150
Craig Perks	(76 - 69) - 145	Rory Sabbatini	(73 - 78) - 151
Bob May	(75 - 70) - 145	Heath Slocum	(78 - 74) - 152
Greg Chalmers	(72 - 73) - 145	Mathew Goggin	(74 - 78) - 152
Jonathan Kaye	(73 - 72) - 145	Tom Kite	(74 - 78) - 152
Ben Crenshaw	(72 - 74) - 146	Rocco Mediate	72-wd
Steve Pate	(73 - 73) - 146	Keith Clearwater	77-wd
Frank Nobilo	(76 - 70) - 146	Robert Damron	77-wd
Charles Howell III	(75 - 71) - 146	Fred Funk	77-wd
Joe Durant	(75 - 71) - 146	Rich Beem	78-wd
Jay Don Blake	(71 - 75) - 146	Rod Curl	83-wd
Craig Stadler	(72 - 75) - 147	Garrett Willis	73-dq

2002 CHAMPIONSHIP RACE

At 18		At 54		
1	Bob Estes	65	1 NICKPRICE	200
2T	(nine players tied)	67	2T Kenny Perry	205
11T	(13 players tied)	68	2T Steve Flesch	205
24T	NICKPRICE	69	2T Phil Tataurangi	205
(tied with 10 others)				
At 36		At 72		
1T	NICKPRICE	134	1 NICKPRICE	267
1T	Esteban Toledo	134	2T David Toms	272
3T	Bob Tway	135	2T Kenny Perry	272
3T	Steve Flesch	135	4 DudleyHart	273
5T	Glen Day	136	5T Davis Love III	274
5T	Kenny Perry	136	5T Phil Tataurangi	274
5T	Bob Burns	136		
5T	Brian Gay	136		
9T	(four players tied)	137		

HIGHLIGHTS



Nick Price

The previous two tournaments were owned by the 'young guns' of the PGA Tour, but this year's event went to a savvy veteran. 16-time Tour winner Nick Price toyed with a strong lead on Sunday before running away from the field on the back nine to win his second Colonial title. The final five-stroke margin was the largest at the tournament since 1968, and marked the 41st win worldwide for the international star.

Beginning the final day with a formidable 5-shot lead, Price saw that drop to two shots more than halfway through the round. Birdies on holes 12 and 14, however, cemented the victory.

Price's win made him a career million-dollar winner at Colonial, with three top five finishes in 16 years, in addition to his two victories. Price is Colonial's eighth two-time champion and ninth multiple winner (Ben Hogan won five times).

2001 COLONIAL RESULTS

May 17-20

Rank	Player	R1	R2	R3	R4	Total	Money
1	Sergio Garcia	69	69	66	63	267	\$720,000
2T	Phil Mickelson	65	68	66	70	269	352,000
2T	Brian Gay	66	69	69	65	269	352,000
4	Glen Day	68	72	64	66	270	192,000
5T	Justin Leonard	69	67	70	66	272	146,000
5T	Shigeki Maruyama	72	65	65	70	272	146,000
5T	Brett Quigley	69	64	66	73	272	146,000
8T	Corey Pavin	68	64	73	68	273	116,000
8T	Rocco Mediate	72	62	69	70	273	116,000
8T	David Toms	67	70	66	70	273	116,000
11T	Vijay Singh	69	68	69	68	274	88,000
11T	Jesper Parnevik	70	69	67	68	274	88,000
11T	Per-Ulrik Johansson	69	68	68	69	274	88,000
11T	Mike Sposa	71	66	67	70	274	88,000
15T	Tom Lehman	67	68	68	72	275	64,000
15T	Jeff Sluman	71	64	69	71	275	64,000
15T	Robert Allenby	72	68	65	70	275	64,000
15T	Kirk Triplett	68	67	70	70	275	64,000
15T	Greg Chalmers	71	69	67	68	275	64,000
20T	Billy Mayfair	71	68	69	68	276	50,000
20T	Fred Funk	70	68	67	71	276	50,000
22T	Jim Furyk	65	71	69	72	277	40,000
22T	Blaine McCallister	71	64	71	71	277	40,000
22T	Scott McCarron	68	67	72	70	277	40,000
22T	Jim Carter	73	67	68	69	277	40,000
26T	Fulton Allem	68	73	67	70	278	27,800
26T	Stewart Cink	71	70	67	70	278	27,800
26T	Rich Beem	70	68	71	69	278	27,800
26T	Brent Geiberger	68	69	72	69	278	27,800
26T	Stephen Ames	68	71	66	73	278	27,800
26T	Brad Elder	70	71	67	70	278	27,800
26T	Bob Estes	68	73	64	73	278	27,800
26T	Kenny Perry	72	67	70	69	278	27,800
34T	Tom Kite	68	71	69	71	279	20,200
34T	John Cook	71	71	70	67	279	20,200
34T	Jose Coceres	70	67	70	72	279	20,200
34T	Joe Ogilvie	75	66	68	70	279	20,200
34T	Jonathan Kaye	71	65	70	73	279	20,200
34T	Geoff Ogilvy	70	70	68	71	279	20,200
40T	Hal Sutton	73	69	66	72	280	15,200
40T	Frank Nobilo	70	68	72	70	280	15,200
40T	Joey Sindelar	74	67	72	67	280	15,200
40T	Brandel Chamblee	71	66	73	70	280	15,200
40T	Chris DiMarco	71	71	66	72	280	15,200
40T	J.L. Lewis	71	67	69	73	280	15,200
46T	David Duval	69	68	73	71	281	10,880
46T	Bob Tway	75	67	66	73	281	10,880
46T	Steve Flesch	69	69	69	74	281	10,880
46T	Brandt Jobe	71	70	68	72	281	10,880
46T	Greg Kraft	69	69	71	72	281	10,880
46T	Skip Kendall	69	68	73	71	281	10,880
52T	David Frost	73	69	70	70	282	9,520
52T	Bob May	70	72	69	71	282	9,520
54T	Harrison Frazar	73	65	69	76	283	9,160
54T	Len Mattiace	74	68	70	71	283	9,160
54T	Craig Barlow	72	70	69	72	283	9,160
54T	Scott Dunlap	69	71	68	75	283	9,160
58T	Bruce Lietzke	71	71	69	73	284	8,840
58T	Mike Weir	70	71	68	75	284	8,840
58T	Robert Damron	70	71	73	70	284	8,840
58T	J.P. Hayes	73	67	68	76	284	8,840
62T	Steve Pate	70	70	69	76	285	8,520
62T	Mark Brooks	67	72	72	74	285	8,520
62T	Briny Baird	72	68	71	74	285	8,520
62T	Brian Wilson	70	70	74	71	285	8,520
66	Keith Clearwater	72	70	68	76	286	8,320
67	D. A. Weibring	69	71	72	75	287	8,240
68	Ronnie Black	69	70	74	75	288	8,160
69	Tim Herron	70	71	75	74	290	8,080
70	Tom Purtzer	70	69	73	79	291	8,000
71	Dave Stockton Jr.	70	71	77	76	294	7,920

DID NOT MAKE CUT

Olin Browne	(70 - 73) - 143	Andrew Magee	(73 - 73) - 146
Nick Price	(71 - 72) - 143	Spike McRoy	(72 - 74) - 146
Fred Couples	(72 - 71) - 143	Ben Crenshaw	(76 - 71) - 147
Franklin Langham	(72 - 71) - 143	Kaname Yokoo	(72 - 75) - 147
Esteban Toledo	(71 - 72) - 143	Tom Pernice Jr.	(72 - 76) - 148
Edward Fryatt	(73 - 70) - 143	Mike Hulbert	(74 - 74) - 148
Chris Smith	(73 - 71) - 144	Dave Stockton	(79 - 70) - 149
Lee Janzen	(73 - 71) - 144	Jerry Kelly	(75 - 75) - 150
Brad Faxon	(75 - 69) - 144	Greg Norman	(76 - 75) - 151
Brian Watts	(74 - 70) - 144	Dan Pohl	(76 - 75) - 151
Chris Perry	(74 - 70) - 144	Dennis Paulson	(71 - 80) - 151
Billy Andrade	(72 - 72) - 144	Ian Baker-Finch	(74 - 77) - 151
Steve Jones	(73 - 71) - 144	Chris Riley	(79 - 73) - 152
Kazuhiko Hosokawa	(73 - 71) - 144	Rod Curl	(80 - 72) - 152
Fuzzy Zoeller	(73 - 72) - 145	Carl Paulson	(72 - 81) - 153
Stuart Appleby	(76 - 69) - 145	Mark Calcavecchia	(81 - 72) - 153
Matt Gogel	(72 - 73) - 145	Hunter Haas	(80 - 74) - 154
Joe Durant	(75 - 70) - 145	Dudley Hart	71-wd
Joel Edwards	(72 - 73) - 145	Scott Verplank	74-wd
Duffy Waldorf	(74 - 72) - 146	Carlos Franco	76-wd
Jeff Maggert	(69 - 77) - 146	David Berganio Jr.	77-wd
Michael Clark II	(74 - 72) - 146	Rory Sabbatini	79-wd

2001 CHAMPIONSHIP RACE

At 18		At 54	
1T Phil Mickelson	65	1T Phil Mickelson	199
1T Jim Furyk	65	1T Brett Quigley	199
3 Brian Gay	66	3 Shigeki Maruyama	202
4T Tom Lehman	67	4T Tom Lehman	203
4T David Toms	67	4T David Toms	203
4T Mark Brooks	67	4T Rocco Mediate	203
7T (nine players tied)	68	7T SERGIO GARCIA	204
16T SERGIO GARCIA	69	7T Jeff Sluman	204
(tied with 12 others)		7T Brian Gay	204
		7T Glen Day	204
		7T Mike Sposa	204
At 36		At 72	
1 Corey Pavin	132	1 SERGIO GARCIA	267
2T Phil Mickelson	133	2T Phil Mickelson	269
2T Brett Quigley	133	2T Brian Gay	269
4 Rocco Mediate	134	4 Glen Day	270
5T (six players tied)	135	5T Justin Leonard	271
11T (three players tied)	136	5T Shigeki Maruyama	271
14T (10 players tied)	137	5T Brett Quigley	271
24T SERGIO GARCIA	138		
(tied with seven others)			

HIGHLIGHTS



Sergio Garcia

A windy Thursday afternoon separated the men from the boys, and experienced players claimed most of the leaderboard for three days. Defending champion Phil Mickelson led much of the way, and made a serious run at becoming Colonial's only back-to-back winner since Ben Hogan.

But rising international star Sergio Garcia charged from five strokes off the lead Sunday to post a front nine 29 and a seven-under 63 to overtake Mickelson on the back nine and claim the championship. The victory was his first in America, and at age 21 he became the youngest

player, and first European, ever to win at Colonial.

2000 COLONIAL RESULTS

May 18-21

Rank	Player	R1	R2	R3	R4	Total	Money
1	Phil Mickelson	67	68	70	63	268	\$594,000
2T	Stewart Cink	70	64	65	71	270	290,400
2T	Davis Love III	67	66	69	68	270	290,400
4T	Rocco Mediate	68	67	69	68	272	145,200
4T	David Toms	67	66	72	67	272	145,200
6T	Greg Kraft	67	68	71	67	273	114,675
6T	Bob Estes	69	72	66	66	273	114,675
8T	Jim Furyk	69	66	72	67	274	89,100
8T	Mark Calcavecchia	72	67	67	68	274	89,100
8T	John Cook	66	70	70	68	274	89,100
8T	Len Mattiace	67	72	67	68	274	89,100
8T	Mike Weir	67	68	69	70	274	89,100
13T	Jeff Sluman	69	68	67	71	275	56,571
13T	Tim Herron	70	66	69	70	275	56,571
13T	Fred Funk	70	67	69	69	275	56,571
13T	Kirk Triplett	72	66	71	66	275	56,571
13T	Skip Kendall	69	67	70	69	275	56,571
13T	Joel Edwards	68	72	65	70	275	56,571
13T	Shigeki Maruyama	69	70	70	66	275	56,571
20T	John Huston	70	71	68	67	276	38,445
20T	Scott Verplank	69	72	67	68	276	38,445
20T	Kevin Sutherland	71	68	68	69	276	38,445
20T	Jay Don Blake	71	72	67	66	276	38,445
24T	Fred Couples	70	66	68	73	277	26,117
24T	Bill Glasson	70	67	72	68	277	26,117
24T	Brent Geiberger	75	66	68	68	277	26,117
24T	Billy Andrade	70	66	75	66	277	26,117
24T	Mike Reid	75	66	70	66	277	26,117
24T	Russ Cochran	75	66	68	68	277	26,117
24T	Carl Paulson	69	73	71	64	277	26,117
31T	Steve Flesch	71	67	70	70	278	20,955
31T	Charles Raulerson	70	70	71	67	278	20,955
33T	David Frost	67	69	69	74	279	19,057
33T	J.L. Lewis	73	68	69	69	279	19,057
35T	Peter Jacobsen	73	69	68	70	280	15,922
35T	Stuart Appleby	71	71	69	69	280	15,922
35T	Frank Noblis	68	70	73	69	280	15,922
35T	Greg Chalmers	73	69	68	70	280	15,922
35T	Scott Dunlap	68	68	67	77	280	15,922
35T	Robin Freeman	70	69	69	72	280	15,922
41T	Vijay Singh	73	67	72	69	281	12,210
41T	Mark O'Meara	73	66	68	74	281	12,210
41T	Jay Haas	69	70	70	72	281	12,210
41T	Kenny Perry	70	71	70	70	281	12,210
41T	Brian Gay	70	70	70	71	281	12,210
46T	Keith Clearwater	67	71	73	71	282	9,355
46T	Loren Roberts	77	66	71	68	282	9,355
46T	Steve Pate	70	69	71	72	282	9,355
46T	Brian Watts	69	68	69	76	282	9,355
50T	Tom Kite	69	72	73	69	283	7,959
50T	Jerry Kelly	75	68	70	70	283	7,959
50T	Tom Byrum	71	71	72	69	283	7,959
50T	Jimmy Green	69	71	74	69	283	7,959
50T	Robert Damron	71	72	69	71	283	7,959
55T	Glen Day	70	70	75	69	284	7,491
55T	Tom Pernice Jr.	72	70	70	72	284	7,491
55T	J.P. Hayes	70	70	67	77	284	7,491
55T	Kaname Yokoo	72	69	72	71	284	7,491
59	Duffy Waldorf	73	69	70	73	285	7,326
60	Paul Goydos	74	68	69	75	286	7,260
61	Justin Leonard	73	70	74	70	287	7,194
62T	Steve Elkington	71	70	73	74	288	6,996
62T	Robert Allenby	71	68	77	72	288	6,996
62T	Brandt Jobe	73	69	75	71	288	6,996
62T	Casey Martin	74	69	71	74	288	6,996
62T	Kazuhiro Hosokawa	72	71	74	71	288	6,996
67	Neal Lancaster	72	70	71	76	289	6,798
68T	Nick Faldo	71	70	75	74	290	6,699
68T	Jim Carter	72	70	77	71	290	6,699
70	Rory Sabbatini	68	70	79	74	291	6,600

DID NOT MAKE CUT

Olin Browne	(71 - 73) - 144	Scott Hoch	(72 - 76) - 148
Billy Mayfair	(72 - 72) - 144	Bruce Lietzke	(74 - 74) - 148
Scott Gump	(71 - 73) - 144	Bob Tway	(73 - 75) - 148
Franklin Langham	(72 - 72) - 144	Edward Fryatt	(74 - 74) - 148
Craig Parry	(73 - 72) - 145	Corey Pavin	(76 - 73) - 149
Notah Begay III	(70 - 75) - 145	Omar Uresti	(75 - 74) - 149
Brian Henninger	(73 - 72) - 145	Hunter Haas	(73 - 76) - 149
Chris DiMarco	(70 - 75) - 145	Ben Crenshaw	(77 - 73) - 150
Dennis Paulson	(75 - 70) - 145	Rich Beem	(73 - 77) - 150
Esteban Toledo	(73 - 72) - 145	Matt Gogel	(76 - 74) - 150
Lee Janzen	(70 - 76) - 146	Blaine McCallister	(75 - 76) - 151
Tom Purtzer	(74 - 72) - 146	Robert Gamez	(76 - 75) - 151
Mark Brooks	(75 - 71) - 146	Stephen Ames	(73 - 78) - 151
Joey Sindelar	(72 - 74) - 146	Bradley Hughes	(77 - 74) - 151
Harrison Frazer	(73 - 73) - 146	Brad Elder	(75 - 77) - 152
Tommy Armour III	(80 - 67) - 147	Rod Curl	74-wd
Mike Hulbert	(74 - 73) - 147	Ted Tryba	74-wd
Gary Nicklaus	(72 - 75) - 147	Jonathan Kaye	75-wd
Carlos Franco	(71 - 76) - 147	Fulton Allem	77-wd
Joe Ozaki	(71 - 76) - 147	Dan Pohl	79-wd

2000 CHAMPIONSHIP RACE

At 18		At 54			
1	John Cook	66	1	Stewart Cink	199
2T	PHIL MICKELSON	67	2	Davis Love III	202
2T	Davis Love III	67	3	Scott Dunlap	203
2T	Len Mattiace	67	4T	Fred Couples	204
2T	David Toms	67	4T	Jeff Sluman	204
2T	David Frost	67	4T	Rocco Mediate	204
2T	Keith Clearwater	67	4T	Mike Weir	204
2T	Greg Kraft	67	8T	PHIL MICKELSON	205
2T	Mike Weir	67	8T	David Frost	205
			8T	David Toms	205
			8T	Tim Herron	205
			8T	Joel Edwards	205
At 36					
1T	Davis Love III	133			
1T	David Toms	133			
3	Stewart Cink	134			
At 72					
4T	PHIL MICKELSON	135	1	PHIL MICKELSON	268
4T	Jim Furyk	135	2T	Stewart Cink	270
4T	Greg Kraft	135	2T	Davis Love III	270
4T	Mike Weir	135	4T	Rocco Mediate	271
4T	Rocco Mediate	135	4T	David Toms	271

HIGHLIGHTS



Phil Mickelson

A windy Thursday and wet, suspended Friday kept the field bunched up until a dry, calm Saturday met players with ideal scoring conditions.

Stewart Cink got hot, posting 64-65 to take the outright lead by three shots. Davis Love III and Fred Couples appeared to be the most experienced players with a chance to reel him in on Sunday.

Cink opened the final round with birdies on three of the first four holes and appeared to take control. But Phil Mickelson, lurking in the hunt all week, shot a front nine 33 and then birdied holes 10-12. Closing birdies on #15 and #18

put him in at 12 under par, and Cink could not match it.

Mickelson's Sunday round was the only 63 posted by the field the entire tournament, and was the lowest final round ever by a Colonial champion.

1999 COLONIAL RESULTS

May 20-23

Rank	Player	R1	R2	R3	R4	Total	Money
1	Olin Browne	73	67	66	66	272	\$504,000
2T	Jeff Sluman	67	71	69	66	273	168,000
2T	Fred Funk	68	68	69	68	273	168,000
2T	Paul Goydos	70	68	69	66	273	168,000
2T	Tim Herron	68	69	69	67	273	168,000
2T	Greg Kraft	75	67	61	70	273	168,000
7T	John Huston	72	65	71	66	274	84,350
7T	Billy Mayfair	68	67	68	71	274	84,350
7T	Craig Parry	72	68	68	66	274	84,350
7T	Bob Estes	70	68	68	68	274	84,350
11T	Phil Mickelson	72	63	70	70	275	50,680
11T	John Cook	68	66	70	71	275	50,680
11T	Davis Love III	72	66	68	69	275	50,680
11T	Len Mattiace	70	69	67	69	275	50,680
11T	Corey Pavin	69	64	74	68	275	50,680
11T	Vijay Singh	67	72	66	70	275	50,680
11T	Stuart Appleby	71	67	68	69	275	50,680
11T	Jim Carter	71	70	68	66	275	50,680
11T	Duffy Waldorf	73	67	68	67	275	50,680
11T	Brian Watts	71	66	70	68	275	50,680
21T	Lee Janzen	71	69	65	71	276	29,120
21T	Stewart Cink	70	72	70	64	276	29,120
21T	Dan Forsman	69	72	66	69	276	29,120
21T	Kirk Triplett	72	66	70	68	276	29,120
21T	Scott Verplank	72	65	66	73	276	29,120
26T	Tom Lehman	71	71	64	71	277	21,140
26T	Mark Calcavecchia	69	67	72	69	277	21,140
26T	Billy Andrade	73	68	69	67	277	21,140
26T	Scott Hoch	69	66	70	72	277	21,140
30T	Tommy Armour III	73	70	67	68	278	18,200
30T	Joe Durant	69	66	70	73	278	18,200
30T	Skip Kendall	71	67	72	68	278	18,200
33T	Chris Perry	70	73	70	66	279	14,793
33T	Kenny Perry	73	66	73	67	279	14,793
33T	Brandel Chamblee	73	69	70	67	279	14,793
33T	Franklin Langham	68	72	67	72	279	14,793
33T	Tom Pernice, Jr.	73	71	66	69	279	14,793
33T	Mark Wiebe	70	66	74	69	279	14,793
39T	Fred Couples	72	71	68	69	280	10,640
39T	Justin Leonard	73	66	69	72	280	10,640
39T	Steve Elkington	68	68	75	69	280	10,640
39T	Tom Watson	74	70	66	70	280	10,640
39T	Robert Damron	73	66	73	68	280	10,640
39T	Clark Dennis	72	67	69	72	280	10,640
39T	Brent Geiberger	71	70	68	71	280	10,640
39T	Andrew Magee	74	70	66	70	280	10,640
47T	Tom Kite	73	68	71	69	281	7,532
47T	Steve Flesch	66	74	66	75	281	7,532
47T	Scott McCarron	72	69	72	68	281	7,532
47T	Kevin Sutherland	73	70	68	70	281	7,532
51T	Glen Day	74	69	73	66	282	6,678
51T	Jim Gallagher, Jr.	71	72	66	73	282	6,678
51T	Bob Friend	70	70	69	73	282	6,678
51T	Loren Roberts	74	69	66	73	282	6,678
55T	Jim Furyk	74	69	70	70	283	6,272
55T	Mike Hulbert	70	70	73	70	283	6,272
55T	Steve Lowery	72	66	75	70	283	6,272
55T	Scott Nobilo	72	70	72	69	283	6,272
55T	Steve Pate	72	69	68	74	283	6,272
55T	Mike Brisky	72	72	74	65	283	6,272
55T	Dennis Paulson	74	68	69	72	283	6,272
62T	Jonathan Kaye	75	69	69	71	284	5,992
62T	Rocco Mediate	71	71	70	72	284	5,992
62T	Dan Pohl	70	69	77	68	284	5,992
65T	Mark Brooks	71	71	70	73	285	5,768
65T	Harrison Frazar	73	68	72	72	285	5,768
65T	Brian Henninger	78	66	72	69	285	5,768
65T	Bradley Hughes	73	71	71	70	285	5,768
65T	D.A. Weibring	72	69	72	72	285	5,768
70T	Jay Haas	70	71	73	72	286	5,572
70T	Willie Wood	69	71	75	71	286	5,572
72T	Omar Uresti	72	68	71	76	287	5,460
72T	Mike Weir	71	69	78	69	287	5,460
74	David Frost	73	71	72	72	288	5,376
75T	Fulton Allem	72	72	73	72	289	5,292
75T	Dave Stockton, Jr.	71	71	73	74	289	5,292

Rank	Player	R1	R2	R3	R4	Total	Money
77T	Eric Booker	71	71	75	73	290	5,152
77T	Bill Glasson	71	73	73	73	290	5,152
77T	Fuzzy Zoeller	71	70	73	76	290	5,152

DID NOT MAKE CUT

Robert Allenby	(71 - 74) - 145	Tom Purtzer	(74 - 73) - 147
Blaine McCallister	(76 - 69) - 145	David Toms	(73 - 74) - 147
Larry Mize	(73 - 72) - 145	Lanny Wadkins	(70 - 77) - 147
Chris Riley	(73 - 72) - 145	Ben Crenshaw	(72 - 76) - 148
Joey Sindelar	(76 - 69) - 145	Bruce Lietzke	(76 - 72) - 148
Notah Begay III	(78 - 68) - 146	Doug Dunakey	(77 - 72) - 149
Alan Bratton	(76 - 70) - 146	J.P. Hayes	(77 - 73) - 150
Billy Ray Brown	(74 - 72) - 146	Nolan Henke	(77 - 73) - 150
Keith Clearwater	(75 - 71) - 146	Peter Jacobsen	(75 - 76) - 151
Jerry Kelly	(76 - 70) - 146	Paul Stankowski	(80 - 71) - 151
Frank Lickliter	(72 - 74) - 146	Dave Stockton	(74 - 77) - 151
Mike Reid	(75 - 71) - 146	Rod Curl	(77 - 75) - 152
Craig Stadler	(74 - 72) - 146	Jay Don Blake	(77 - 76) - 153
Esteban Toledo	(74 - 72) - 146	Neal Lancaster	70 - dq
Bob Tway	(71 - 75) - 146	Dudley Hart	77 - dq
Gabriel Hjertstedt	(75 - 72) - 147	John Daly	80 - wd
David Ogryn	(78 - 69) - 147		

1999 CHAMPIONSHIP RACE

At 18

1	Steve Flesch	66	1T	Billy Mayfair	203
2T	Jeff Sluman	67	1T	Scott Verplank	203
2T	Vijay Singh	67	1T	Greg Kraft	203
4T	Steve Elkington	68	4	John Cook	204
4T	Billy Mayfair	68	5T	Phil Mickelson	205
4T	John Cook	68	5T	Lee Janzen	205
4T	Tim Herron	68	5T	Vijay Singh	205
4T	Fred Funk	68	5T	Scott Hoch	205
4T	Franklin Langham	68	5T	Fred Funk	205
63T	OLINBROWNE	73	5T	Joe Durant	205
	(tied with 16 others)		11T	OLINBROWNE	206
				(tied with seven others)	


At 36

1	Corey Pavin	133			
2	John Cook	134			
3T	Phil Mickelson	135			
3T	Billy Mayfair	135			
3T	Scott Hoch	135			
3T	Joe Durant	135			
30T	OLINBROWNE	140			
	(tied with 10 others)				

At 72

1	OLINBROWNE	272
2T	Jeff Sluman	273
2T	Fred Funk	273
2T	Paul Goydos	273
2T	Tim Herron	273
2T	Greg Kraft	273

HIGHLIGHTS



Olin Browne

Windy conditions in the early rounds kept the field bunched up and scores high, in what eventually would become the most hotly contested Colonial tournament ever.

Several veteran PGA Tour winners and Major champions rose to the top of the leaderboard by the weekend - Janzen, Pavin, Singh, Mickelson, Mayfair, Cook. But it was journeyman Greg Kraft who tied the course record of 61 Saturday to tie for the 54-hole lead.

Numerous players charged and fell back on Sunday, as the famed Colonial course proved its toughness. Olin Browne, who only took up

the game at age 19, rode the strength of eagles on both par fives to claim the nail-biting championship by one shot.

The absence of a playoff was remarkable because 19 players finished within three shots of the winner - the most crowded leaderboard in the tournament's long history.

1998 COLONIAL RESULTS

May 21-24

Rank	Player	R1	R2	R3	R4	Total	Money
1	Tom Watson	68	66	65	66	265	\$414,000
2	Jim Furyk	66	67	66	68	267	248,400
3	Jeff Sluman	67	67	66	69	269	156,400
4	Harrison Frazar	64	67	68	71	270	110,400
5	John Cook	68	66	69	68	271	92,000
6T	Jim Gallagher Jr.	69	69	68	66	272	79,925
6T	Kenny Perry	68	65	69	70	272	79,925
8T	Justin Leonard	70	70	67	66	273	69,000
8T	Brian Henninger	70	66	68	69	273	69,000
10T	Dan Forsman	69	67	71	67	274	55,200
10T	Craig Parry	68	69	69	68	274	55,200
10T	Stuart Appleby	68	69	69	68	274	55,200
10T	Steve Flesch	68	66	72	68	274	55,200
14T	David Frost	68	69	69	69	275	40,250
14T	David Duval	66	70	68	71	275	40,250
14T	Clark Dennis	68	68	68	71	275	40,250
14T	Mike Brisky	70	70	66	69	275	40,250
18T	Fred Couples	72	69	67	68	276	24,485
18T	Lanny Wadkins	66	71	70	69	276	24,485
18T	Payne Stewart	68	72	66	70	276	24,485
18T	Jeff Maggert	69	72	67	68	276	24,485
18T	John Huston	70	69	66	71	276	24,485
18T	Scott Hoch	67	73	66	70	276	24,485
18T	Rocco Mediate	67	68	67	74	276	24,485
18T	Scott McCarron	70	67	67	72	276	24,485
18T	Kirk Triplett	69	68	68	71	276	24,485
18T	Doug Martin	67	69	70	69	276	24,485
18T	Skip Kendall	68	71	69	68	276	24,485
29T	Nick Faldo	72	69	70	66	277	15,295
29T	Bruce Lietzke	67	69	67	74	277	15,295
29T	Fred Funk	75	65	68	69	277	15,295
29T	Tommy Armour III	70	65	72	70	277	15,295
33T	Frank Nobilo	69	68	73	68	278	13,283
33T	Jerry Kelly	67	69	71	71	278	13,283
35T	Nick Price	71	69	68	71	279	11,098
35T	Bob Tway	67	71	72	69	279	11,098
35T	Steve Jones	69	69	72	69	279	11,098
35T	Len Mattiace	71	69	70	69	279	11,098
35T	Phil Blackmar	66	68	72	73	279	11,098
35T	Scott Verplank	70	69	71	69	279	11,098
41T	Corey Pavin	73	66	69	72	280	7,626
41T	Mark Calcavecchia	68	65	70	77	280	7,626
41T	David Edwards	72	69	68	71	280	7,626
41T	Joey Sindelar	69	70	74	67	280	7,626
41T	Brent Geiberger	70	69	67	74	280	7,626
41T	Glen Day	72	66	71	71	280	7,626
41T	Mark Wiebe	71	70	71	68	280	7,626
41T	David Ogrin	71	64	71	74	280	7,626
41T	Stewart Cink	68	72	67	73	280	7,626
50T	Peter Jacobsen	69	70	71	71	281	5,658
50T	Rick Fehr	70	69	70	72	281	5,658
50T	Dudley Hart	68	72	69	72	281	5,658
53T	Fulton Allem	69	69	72	72	282	5,156
53T	Dan Pohl	70	66	77	69	282	5,156
53T	Mark Brooks	71	70	70	71	282	5,156
53T	Guy Boros	68	73	71	70	282	5,156
53T	Blaine McCallister	69	71	71	71	282	5,156
53T	Brandel Chamblee	68	69	75	70	282	5,156
53T	Kevin Sutherland	69	71	73	69	282	5,156
53T	Jay Don Blake	72	68	72	70	282	5,156
53T	Gabriel Hjertstedt	70	69	73	70	282	5,156
53T	Lee Rinker	69	68	74	71	282	5,156
53T	Brad Fabel	67	68	71	76	282	5,156
64T	Tom Kite	69	70	74	70	283	4,830
64T	Jim Carter	67	72	67	75	283	4,830
64T	Grant Waite	70	70	67	74	283	4,830
67	Dave Stockton Jr.	71	69	75	69	284	4,738
69T	R.W. Eaks	67	73	74	71	285	4,692
69T	Craig Stadler	71	70	71	74	286	4,600
69T	Steve Lowery	70	69	75	72	286	4,600
69T	Robert Damron	74	66	70	76	286	4,600
72	David Toms	71	69	76	71	287	4,508
73T	Billy Andrade	71	69	77	71	288	4,439
73T	Neal Lancaster	69	71	73	75	288	4,439

DID NOT MAKE CUT

Bob Estes	(67 - 75) - 142	Tom Byrum	(72 - 73) - 145
Paul Stankowski	(68 - 74) - 142	Olin Browne	(76 - 69) - 145
Billy Mayfair	(74 - 68) - 142	Esteban Toledo	(76 - 69) - 145
Brett Quigley	(75 - 67) - 142	Mike Standly	(72 - 73) - 145
Brad Faxon	(73 - 69) - 142	Ben Crenshaw	(75 - 71) - 146
Loren Roberts	(75 - 67) - 142	Tommy Tolles	(72 - 74) - 146
Lee Janzen	(74 - 68) - 142	Mike Reid	(70 - 76) - 146
Frank Lickliter	(69 - 73) - 142	Vijay Singh	(71 - 75) - 146
Russ Cochran	(70 - 72) - 142	Wayne Grady	(72 - 74) - 146
Jeff Gallagher	(70 - 72) - 142	Dave Stockton	(71 - 75) - 146
Hajime Meshiai	(69 - 73) - 142	Omar Uresti	(74 - 73) - 147
Mike Hulbert	(71 - 72) - 143	Billy Ray Brown	(76 - 72) - 148
Paul Goydos	(72 - 71) - 143	David Sutherland	(76 - 72) - 148
Scott Simpson	(76 - 67) - 143	Brad Elder	(73 - 75) - 148
Duffy Waldorf	(76 - 68) - 144	Keith Clearwater	(71 - 78) - 149
D.A. Weibring	(74 - 70) - 144	Phil Mickelson	(78 - 72) - 150
Greg Kraft	(71 - 73) - 144	Trevor Dodds	(76 - 76) - 152
Steve Pate	(78 - 67) - 145	Rod Curl	(78 - 78) - 156
		Bill Glasson	(74-wd)

1998 CHAMPIONSHIP RACE

At 18		At 54		
1T	Harrison Frazar	64	1T TOM WATSON	199
2T	David Duval	66	1T Harrison Frazar	199
2T	Jim Furyk	66	1T Jim Furyk	199
2T	Lanny Wadkins	66	4 Jeff Sluman	200
2T	Phil Blackmar	66	5T Rocco Mediate	201
6T	(11 players tied)	67	5T Kenny Perry	201
17T	TOM WATSON	68		
	(tied with 15 others)			
At 36		At 72		
1T	Harrison Frazar	131	1 TOM WATSON	265
2T	Mark Calcavecchia	133	2 Jim Furyk	267
2T	Jim Furyk	133	3 Jeff Sluman	269
2T	Kenny Perry	133	4 Harrison Frazar	270
5T	TOM WATSON	134	5 John Cook	271
	(tied with 4 others)		6T Jim Gallagher Jr.	272
			6T Kenny Perry	272

HIGHLIGHTS



Tom Watson

Youngsters grabbed most of the headlines in the tournament's early going, with David Duval, Jim Furyk and unknown Harrison Frazar posting low scores. Veterans Jeff Sluman and Mark Calcavecchia lurked close.

But it was one of the greatest players of all time who stole the show on the weekend. 48-year-old Tom Watson fired a 65-66 finish to win by two shots. The popular victory included a dramatic, defining shot -- a spectacular 8-iron from a fairway bunker on the 9th hole. The lie produced an off-balance stance, and the shot required a difficult carry into a gusting wind, over water to the green. This hole had cost Watson a title once before. Confidently, he nailed the critical shot 10 feet from the pin, sank the birdie putt and rode the momentum to victory. Watson became the oldest player ever to win at Colonial.

1997 COLONIAL RESULTS

May 22-25

Rank	Player	R1	R2	R3	R4	Total	Money
1	David Frost	66	63	69	67	265	\$288,000
2T	Brad Faxon	63	66	70	68	267	140,800
2T	David Ogrin	66	67	62	72	267	140,800
4T	Tiger Woods	67	65	64	72	268	70,400
4T	Paul Goydos	64	65	68	71	268	70,400
6T	Bob Tway	65	66	69	69	269	55,600
6T	DudleyHart	68	66	68	67	269	55,600
8	Jim Furyk	64	67	67	72	270	49,600
9	JohnHuston	67	67	67	70	271	46,400
10T	LorenRoberts	67	68	66	71	272	40,000
10T	StevePate	69	66	64	73	272	40,000
10T	GlenDay	69	70	65	68	272	40,000
13T	JeffSluman	66	69	68	70	273	32,000
13T	JustinLeonard	64	67	68	74	273	32,000
15T	JeffMaggert	71	67	68	68	274	25,600
15T	KirkTriplett	69	64	67	74	274	25,600
15T	StewartCink	69	66	67	72	274	25,600
15T	GregKraft	67	68	69	70	274	25,600
15T	ShigekiMaruyama	69	68	68	69	274	25,600
20T	BillGlasson	67	69	70	69	275	20,000
20T	BillyAndrade	67	70	68	70	275	20,000
22T	SteveElkington	69	71	65	71	276	13,047
22T	PhilMickelson	70	64	70	72	276	13,047
22T	BruceLietzke	69	68	68	71	276	13,047
22T	MarkBrooks	68	69	69	70	276	13,047
22T	CraigStadler	73	66	67	70	276	13,047
22T	LeeJanzen	71	68	67	70	276	13,047
22T	PatrickBurke	68	70	68	70	276	13,047
22T	ErynAubrey	69	67	76	64	276	13,047
22T	RussCochran	71	67	71	67	276	13,047
22T	BillyRayBrown	68	67	70	71	276	13,047
22T	KazuhiroHosokawa	71	69	66	70	276	13,047
33T	FuzzyZoeller	71	65	70	71	277	8,100
33T	LannyWadkins	66	70	71	70	277	8,100
33T	LarryNelson	68	69	70	70	277	8,100
33T	FultonAllem	67	69	67	74	277	8,100
33T	TommyTolles	66	70	71	70	277	8,100
33T	ScottHoch	70	70	69	68	277	8,100
33T	BrentGeiberger	69	65	68	75	277	8,100
33T	PhilBlackmar	70	66	68	73	277	8,100
41T	DavidDuval	65	70	66	77	278	5,600
41T	D.A.Weibring	68	66	69	75	278	5,600
41T	MikeStandly	69	67	72	70	278	5,600
41T	BobEstes	71	69	67	71	278	5,600
41T	MikeBrisky	72	68	71	67	278	5,600
41T	KevinSutherland	69	69	72	68	278	5,600
41T	GrantWaite	70	70	65	73	278	5,600
48T	MikeHulbert	69	70	71	69	279	4,021
48T	TomKite	70	67	69	73	279	4,021
48T	PayneStewart	68	66	68	77	279	4,021
48T	LenMattiace	73	67	67	72	279	4,021
48T	JohnMorse	71	67	70	71	279	4,021
48T	LarryRinker	66	73	65	75	279	4,021
54T	CoreyPavin	71	68	71	70	280	3,584
54T	PeterJacobsen	67	71	70	72	280	3,584
54T	BillyMayfair	68	72	73	67	280	3,584
54T	ScottSimpson	68	72	71	69	280	3,584
54T	BrianHenninger	65	74	73	68	280	3,584
54T	WillieWood	70	70	70	70	280	3,584
54T	DougMartin	72	67	70	71	280	3,584
54T	RobertDamron	71	68	67	74	280	3,584
54T	JoeOzaki	72	68	69	71	280	3,584
63T	JoeySindelar	68	69	73	71	281	3,376
63T	TimHerron	67	73	71	70	281	3,376
63T	JeffGallagher	67	72	67	75	281	3,376
63T	MarcoDawson	70	70	67	74	281	3,376
67	CraigParry	70	67	74	71	282	3,296
68T	BlaineMcCallister	70	68	73	73	284	3,248
68T	EdFiori	67	71	70	76	284	3,248
70T	DavisLoveIII	70	70	74	71	285	3,184
70T	KellyGibson	70	66	72	77	285	3,184
72	MarkCalavecchia	67	70	76	74	287	3,136
73	DuffyWaldorf	69	71	72	76	288	3,104
	FredFunk	67	65	71	wd		

DID NOT MAKE CUT

Woody Austin	(71 - 70) - 141	Joe Durant	(72 - 71) - 143
Steve Lowery	(72 - 69) - 141	Lennie Clements	(73 - 70) - 143
Rocco Mediate	(69 - 72) - 141	Tom Watson	(72 - 72) - 144
Steve Jones	(74 - 67) - 141	Guy Boros	(71 - 73) - 144
Paul Stankowski	(76 - 65) - 141	Nolan Henke	(72 - 73) - 145
Andrew Magee	(69 - 72) - 141	Keith Clearwater	(71 - 74) - 145
Tom Lehman	(70 - 71) - 141	Scott Gump	(73 - 72) - 145
Stuart Appleby	(69 - 72) - 141	Alberto Ochoa	(71 - 75) - 146
Clarence Rose	(70 - 72) - 142	Mike Reid	(74 - 73) - 147
David Edwards	(74 - 68) - 142	Jim Gallagher Jr.	(72 - 75) - 147
Robert Gamez	(70 - 72) - 142	Dave Stockton Jr.	(73 - 74) - 147
Omar Uresti	(74 - 68) - 142	Chip Beck	(75 - 73) - 148
Phil Tataurangi	(74 - 68) - 142	Jerry Kelly	(73 - 76) - 149
Tom Purtzer	(76 - 67) - 143	Sandy Lyle	(73 - 76) - 149
Ben Crenshaw	(73 - 70) - 143	Rod Curl	(81 - 75) - 156
		Jay Don Blake	73-wd

1997 CHAMPIONSHIP RACE

At 18		At 54			
1	Brad Faxon	63	1	David Ogrin	195
2T	Justin Leonard	64	2	Tiger Woods	196
2T	Paul Goydos	64	3	Paul Goydos	197
2T	Jim Furyk	64	4T	DAVID FROST	198
5T	Bob Tway	65	4T	Jim Furyk	198
5T	David Duval	65	6T	Justin Leonard	199
5T	Brian Henninger	65	6T	Brad Faxon	199
8T	DAVID FROST	66	6T	Steve Pate	199
	(tied with five others)		9T	Bob Tway	200
			9T	Kirk Triplett	200
At 36		At 72			
1T	DAVID FROST	129	1	DAVID FROST	265
1T	Brad Faxon	129	2T	Brad Faxon	267
1T	Paul Goydos	129	2T	David Ogrin	267
4T	Justin Leonard	131	4T	Tiger Woods	268
4T	Bob Tway	131	4T	Paul Goydos	268
4T	Jim Furyk	131			
7T	Tiger Woods	132			
7T	Fred Funk	132			

HIGHLIGHTS



David Frost

Perfect course and scoring conditions greeted the field, and Tigermania gripped Fort Worth with the rookie phenom making his Colonial debut. On Friday David Frost equaled Brad Faxon's first-round 63 to share the 36-hole lead at a record-tying 11 under par. Saturday Texan David Ogrin and Tiger Woods stole the spotlight, as well as the lead. The 54-hole scoring record of 15-under par had been tied by Ogrin, and the tournament record of 16-under appeared next in line to fall.

For Sunday's final round, windy conditions prevailed, however, and the field backed up.

Frost, lurking just a few shots behind the leaders, fired a brilliant 67 to overtake them and capture a two-stroke victory.

The tournament sold out of tickets well in advance of the event, a Colonial first, and broke all attendance records with an estimated 175,000 people.

1996 COLONIAL RESULTS

May 16-19

Rank	Player	R1	R2	R3	R4	Total	Money
1	Corey Pavin	69	67	67	69	272	\$270,000
2	Jeff Sluman	69	67	70	68	274	162,000
3	Rocco Mediate	68	66	68	73	275	102,000
4	Fred Couples	70	67	68	71	276	72,000
5	Davis Love III	72	70	68	67	277	60,000
6T	Ben Crenshaw	71	71	70	66	278	48,562
6T	Payne Stewart	69	69	72	68	278	48,562
6T	Tommy Tolles	72	64	75	67	278	48,562
6T	Steve Jones	67	76	68	67	278	48,562
10T	Justin Leonard	73	69	66	71	279	39,000
10T	Jeff Gallagher	66	70	71	72	279	39,000
12T	David Duval	69	69	68	74	280	30,375
12T	Bob Tway	70	70	72	68	280	30,375
12T	David Edwards	70	69	69	72	280	30,375
12T	Joe Ozaki	71	70	69	71	280	30,375
16T	Woody Austin	74	66	70	71	281	23,250
16T	Scott Hoch	71	70	69	71	281	23,250
16T	John Morse	70	79	70	72	281	23,250
16T	Emlyn Aubrey	67	69	71	74	281	23,250
20T	Brad Faxon	72	70	72	68	282	14,683
20T	Billy Mayfair	70	69	73	70	282	14,683
20T	Larry Nelson	76	67	69	70	282	14,683
20T	Bruce Lietzke	71	71	68	72	282	14,683
20T	Craig Stadler	68	68	73	73	282	14,683
20T	Jim Gallagher Jr.	70	69	72	71	282	14,683
20T	Tom Purtzer	69	69	71	73	282	14,683
20T	Mark McCumber	68	69	71	74	282	14,683
20T	Gil Morgan	70	67	70	75	282	14,683
29T	Tom Kite	68	70	75	70	283	10,200
29T	Curtis Strange	70	67	72	74	283	10,200
29T	Vijay Singh	74	70	71	68	283	10,200
32T	Peter Jacobsen	71	73	67	73	284	8,300
32T	Craig Parry	70	69	75	70	284	8,300
32T	Roger Maltbie	70	70	71	73	284	8,300
32T	Brett Ogle	68	72	67	77	284	8,300
32T	David Ogrin	70	67	74	73	284	8,300
32T	Franklin Langham	72	72	69	71	284	8,300
38T	Steve Elkington	70	73	71	71	285	6,000
38T	Gene Sauers	70	73	73	69	285	6,000
38T	Wayne Levi	66	68	74	77	285	6,000
38T	Omar Uresti	66	69	75	75	285	6,000
38T	Jim Furyk	68	73	70	74	285	6,000
38T	Scott Verplank	70	66	73	76	285	6,000
38T	Mike Heinen	69	71	69	76	285	6,000
38T	Phil Blackmar	74	66	77	68	285	6,000
46T	Tom Watson	73	69	69	75	286	3,900
46T	Mark Brooks	71	67	75	73	286	3,900
46T	John Huston	69	71	70	76	286	3,900
46T	Mike Hulbert	71	70	66	79	286	3,900
46T	Lennie Clements	73	71	71	71	286	3,900
46T	Allen Doyle	70	74	75	67	286	3,900
46T	Bob Lohr	70	70	76	70	286	3,900
46T	Neal Lancaster	72	71	70	73	286	3,900
46T	Doug Martin	70	72	70	74	286	3,900
55	Fred Funk	72	71	70	74	287	3,450
56T	Nick Price	69	70	72	77	288	3,345
56T	Fuzzy Zoeller	69	75	70	74	288	3,345
56T	Mike Reid	73	69	72	74	288	3,345
56T	Don Pooley	70	73	71	74	288	3,345
56T	Steve Lowery	73	70	72	73	288	3,345
56T	Glen Day	73	70	76	69	288	3,345
62T	Lanny Wadkins	70	68	73	78	289	3,225
62T	Sean Murphy	76	68	67	78	289	3,225
64T	Nolan Henke	68	72	78	72	290	3,150
64T	Andrew Magee	70	68	77	75	290	3,150
64T	Billy Andrade	72	69	73	76	290	3,150
67T	Ernie Els	75	69	71	76	291	3,075
67T	Brian Claar	75	68	72	76	291	3,075
69T	Dave Stockton Jr.	74	70	74	74	292	3,015
69T	Kirk Triplett	68	74	72	78	292	3,015
71T	Keith Clearwater	70	73	75	75	293	2,925
71T	Duffy Waldorf	74	69	75	75	293	2,925
71T	Marco Dawson	72	68	76	77	293	2,925
71T	Jerry Kelly	68	74	74	77	293	2,925
75	Dan Pohl	72	71	73	78	294	2,850
76	Steve Stricker	72	71	73	79	295	2,820
	Grant Waite	71	70	72	dq		


DID NOT MAKE CUT

Tom Lehman	(70 - 75) - 145	Bob Estes	(75 - 73) - 148
Clark Dennis	(72 - 73) - 145	Mark Wiebe	(76 - 72) - 148
Larry Mize	(72 - 73) - 145	Paul Goydos	(76 - 72) - 148
Wayne Grady	(77 - 68) - 145	Tim Herron	(74 - 74) - 148
Joel Edwards	(73 - 72) - 145	Fulton Allem	(74 - 74) - 148
Dave Barr	(74 - 71) - 145	Jay Delsing	(71 - 77) - 148
Hugh Royer III	(72 - 73) - 145	Loren Roberts	(76 - 73) - 149
Guy Boros	(75 - 71) - 146	Chip Beck	(75 - 74) - 149
Bobby Wadkins	(70 - 76) - 146	Steve Schneider	(70 - 79) - 149
Ted Tryba	(73 - 73) - 146	Robin Freeman	(72 - 78) - 150
Jay Don Blake	(71 - 75) - 146	D.A. Weibring	(75 - 75) - 150
Patrick Burke	(73 - 73) - 146	Jeff Maggert	(74 - 77) - 151
Brad Bryant	(71 - 75) - 146	Mark Calcavecchia	(78 - 75) - 153
David Frost	(77 - 70) - 147	Paul Stankowski	(74 - 80) - 154
Kenny Perry	(75 - 72) - 147	Rod Curd	(77 - 80) - 157
Blaine McCallister	(73 - 74) - 147	Lee Rinker	(76 - 83) - 159
Brandel Chamblee	(74 - 73) - 147	John Adams	84-wd
		Ian Baker-Finch	wd

1996 CHAMPIONSHIP RACE

At 18		At 54		
1T	Jeff Gallagher	66	1 Rocco Mediate	202
1T	Omar Uresti	66	2 COREY PAVIN	203
1T	Wayne Levi	66	3 Fred Couples	205
4T	Emlyn Aubrey	67	4T Jeff Sluman	206
4T	Steve Jones	67	4T David Duval	206
6T	(nine players tied at 68)		6T Jeff Gallagher	207
15T	COREY PAVIN	69	6T Emlyn Aubrey	207
	(tied with eight others)		6T Gil Morgan	207
			6T Brett Ogle	207
			6T Mike Hulbert	207
At 36				
1T	Rocco Mediate	134		
1T	Wayne Levi	134		
3	Omar Uresti	135	1 COREY PAVIN	272
4T	COREY PAVIN	136	2 Jeff Sluman	274
4T	Craig Stadler	136	3 Rocco Mediate	275
4T	Jeff Sluman	136	4 Fred Couples	276
4T	Tommy Tolles	136	5 Davis Love III	277
4T	Jeff Gallagher	136		
4T	Scott Verplank	136		
4T	Emlyn Aubrey	136		

HIGHLIGHTS



Corey Pavin

Gusty winds and fast, dry fairways greeted the field each day in 1996, so the 50th anniversary tournament was a battle for survival. It fittingly fell to a gritty, well-known shotmaker to triumph - no, not Ben Hogan. Corey Pavin. Comparisons to Hogan abounded after the tournament, as reigning U.S. Open Champion Pavin claimed a second Colonial title to go with his two wins at Riviera, where Hogan also thrived.

He battled the conditions to produce an incredible four straight sub-par rounds amidst a tournament that produced the highest cut on the PGA Tour up to that time in 1996 (four over). His eight-under-par total was Colonial's highest winning score since 1983. Pavin traded the lead on Sunday with Rocco Mediate and Jeff Sluman, but a birdie on #15 put him on top for good. Another birdie on the final hole was icing on the cake.

1995 COLONIAL RESULTS

May 25-28

Rank	Player	R1	R2	R3	R4	Total	Money
1	Tom Lehman	67	68	68	68	271	\$252,000
2	Craig Parry	66	65	70	71	272	151,200
3	D.A. Weibring	66	72	69	67	274	95,200
4	Woody Austin	67	69	66	73	275	67,200
5T	Justin Leonard	68	72	68	68	276	51,100
5T	Brad Faxon	67	70	75	64	276	51,100
5T	Mark McCumber	67	73	68	68	276	51,100
8T	Mark Calcavecchia	70	67	68	72	277	39,200
8T	Jeff Maggert	66	68	74	69	277	39,200
8T	Billy Mayfair	68	71	67	71	277	39,200
8T	Rocco Mediate	69	68	70	70	277	39,200
12T	Nick Price	73	69	70	66	278	29,400
12T	Scott Verplank	69	68	70	71	278	29,400
12T	David Duval	67	71	76	64	278	29,400
15T	Lanny Wadkins	69	73	67	70	279	20,335
15T	Larry Mize	72	70	69	68	279	20,335
15T	David Frost	69	72	70	68	279	20,335
15T	Steve Elkington	68	68	77	66	279	20,335
15T	Brett Ogle	67	72	72	68	279	20,335
15T	Billy Andrade	65	71	72	71	279	20,335
15T	Mike Hulbert	66	70	68	75	279	20,335
15T	Jay Don Blake	70	72	73	64	279	20,335
23T	Tom Kite	70	68	71	71	280	12,110
23T	Peter Jacobsen	69	71	69	71	280	12,110
23T	Jeff Sluman	69	67	76	68	280	12,110
23T	Lennie Clements	64	69	74	73	280	12,110
23T	Dave Barr	68	72	71	69	280	12,110
23T	Brad Bryant	67	74	72	67	280	12,110
29T	Bruce Lietzke	67	70	74	70	281	9,310
29T	Gil Morgan	73	68	70	70	281	9,310
29T	Bob Tway	70	69	70	72	281	9,310
29T	Mike Standly	70	72	71	68	281	9,310
33T	Phil Mickelson	69	71	73	69	282	7,087
33T	Scott Simpson	74	68	70	70	282	7,087
33T	Kenny Perry	73	68	74	67	282	7,087
33T	Steve Lowery	73	69	71	69	282	7,087
33T	Fred Funk	69	71	71	71	282	7,087
33T	Kirk Triplett	69	72	71	70	282	7,087
33T	Neal Lancaster	71	71	70	70	282	7,087
33T	Glen Day	70	72	69	71	282	7,087
41T	Tom Watson	68	69	70	76	283	5,180
41T	Fuzzy Zoeller	66	72	74	71	283	5,180
41T	David Edwards	67	71	75	70	283	5,180
41T	Robin Freeman	72	69	68	74	283	5,180
41T	Mike Sullivan	70	71	72	70	283	5,180
46T	Dan Pohl	68	72	75	69	284	3,808
46T	Steve Pate	72	69	70	73	284	3,808
46T	Loren Roberts	70	70	71	73	284	3,808
46T	Jim McGovern	67	75	77	65	284	3,808
46T	John Mahaffey	69	72	71	72	284	3,808
46T	Keith Fergus	69	70	76	69	284	3,808
52T	Payne Stewart	66	72	74	73	285	3,248
52T	Clark Dennis	64	74	76	71	285	3,248
52T	Guy Boros	73	69	75	68	285	3,248
52T	Scott Hoch	69	70	74	72	285	3,248
52T	Tray Tyner	68	70	74	73	285	3,248
52T	Robert Gamez	68	69	75	73	285	3,248
58T	Curtis Strange	66	72	71	77	286	3,108
58T	Davis Love III	70	68	74	74	286	3,108
58T	Charlie Rymmer	72	70	75	69	286	3,108
61T	Bob Lohr	68	74	73	72	287	3,038
61T	Paul Goydos	69	68	73	77	287	3,038
63T	Jerry Pate	67	73	76	72	288	2,968
63T	Gary Hallberg	70	71	74	73	288	2,968
63T	Joe Ozaki	68	74	73	73	288	2,968
66T	Joey Sindelar	67	72	76	75	289	2,884
66T	Chip Beck	68	71	77	74	289	2,884
66T	Paul Stankowski	70	71	74	75	289	2,884
69	Michael Bradley	68	70	75	80	290	2,828
70	Mike Reid	68	73	80	73	291	2,800
71	John Huston	71	71	76	x	wd	

DID NOT MAKE CUT

Ernie Els	(71 - 72) - 143	Keith Clearwater	(71 - 74) - 145
Corey Pavin	(72 - 71) - 143	Donnie Hammond	(68 - 77) - 145
Mark O'Meara	(71 - 72) - 143	Gene Sauers	(70 - 75) - 145
Blaine McCallister	(72 - 71) - 143	Ted Tryba	(72 - 73) - 145
Mark McNulty	(72 - 71) - 143	Larry Nelson	(72 - 74) - 146
Bill Glasson	(70 - 73) - 143	Nolan Henke	(69 - 77) - 146
Greg Kraft	(71 - 72) - 143	Wayne Grady	(69 - 77) - 146
Kelly Gibson	(72 - 71) - 143	Dillard Pruitt	(72 - 74) - 146
Duffy Waldorf	(70 - 73) - 143	John Cook	(74 - 72) - 146
Hale Irwin	(72 - 72) - 144	Tom Purtzer	(71 - 76) - 147
Mark Brooks	(72 - 72) - 144	Lee Janzen	(70 - 77) - 147
Fulton Allem	(71 - 73) - 144	Andy North	(68 - 79) - 147
Jim Gallagher Jr.	(72 - 72) - 144	Trip Kuehne	(75 - 72) - 147
Jodie Mudd	(72 - 72) - 144	John Daly	(71 - 77) - 148
Dave Stockton Jr.	(73 - 71) - 144	Andrew Magee	(73 - 75) - 148
Brian Claar	(70 - 74) - 144	Tommy Tolles	(72 - 76) - 148
Jim Furyk	(74 - 70) - 144	Dan Forsman	(73 - 75) - 148
Pete Jordan	(72 - 72) - 144	Anthony Rodriguez	(69 - 80) - 149
Brian Henninger	(69 - 76) - 145	Ben Crenshaw	(75 - 75) - 150
Dicky Pride	(75 - 70) - 145	Bob Estes	(75 - 77) - 152
Brandel Chamblee	(71 - 74) - 145	Ian Baker-Finch	(76 - 76) - 152
Mike Heinen	(72 - 73) - 145	Rod Curl	(78 - 76) - 154
		Mike Springer	wd

1995 CHAMPIONSHIP RACE

At 18		At 54			
1T	Clark Dennis	64	1	Craig Parry	201
1T	Lennie Clements	64	2	Woody Austin	202
3	Billy Andrade	65	3	TOMLEHMAN	203
4T	Curtis Strange	66	4	Mike Hulbert	204
4T	Fuzzy Zoeller	66	5	Mark Calcavecchia	205
4T	Payne Stewart	66	6	Billy Mayfair	206
4T	Jeff Maggert	66	7T	Tom Watson	207
4T	D.A. Weibring	66	(tied with four others)		
4T	Craig Parry	66	At 72		
4T	Mike Hulbert	66	1	TOMLEHMAN	271
11T	TOMLEHMAN	67	2	Craig Parry	272
(tied with 11 others)		3	D.A. Weibring	273	
At 36		4	Woody Austin	274	
1	Craig Parry	131	5T	Justin Leonard	275
2	Lennie Clements	133	5T	Brad Faxon	275
3	Jeff Maggert	134	5T	Mark McCumber	275
4	TOMLEHMAN	135			

HIGHLIGHTS



Tom Lehman

Tom Lehman said on Saturday that he needed patience to maintain his good play, but he almost took it too far. He waited until the last two holes on Sunday, when a dramatic birdie-birdie finish lifted him to a one-stroke win over Australian Craig Parry. The thrilling 24-foot putt that climaxed his round on 18 marked only the third time in 49 years that the 72nd hole at Colonial had been birdied for victory. Parry, the third round leader playing right behind Lehman, tried to match the birdie effort, but his putt slid over the left lip.

Lehman is the only champion to birdie holes 17 and 18 for the win.

Strong, gusty winds on Saturday and tucked pin positions Sunday combined to produce Colonial's lowest winning score in five years, the single-digit total of nine under par.

1994 COLONIAL RESULTS

May 26-30

Rank	Player	R1	R2	R3	R4	Total	Money
1	Nick Price	65	70	67	64	266	\$252,000
2	Scott Simpson	66	65	64	71	266	151,200
3	Hale Irwin	64	70	68	65	267	95,200
4	Peter Jordan	68	70	66	66	270	67,200
5T	Tom Lehman	66	66	69	70	271	51,100
5T	Brad Faxon	70	66	67	68	271	51,100
5T	Gary Hallberg	67	67	65	72	271	51,100
8	Phil Mickelson	68	68	71	65	272	43,400
9T	Corey Pavin	68	67	69	70	274	37,800
9T	John Cook	66	71	67	70	274	37,800
9T	Mark McCumber	68	69	67	70	274	37,800
12T	Mark Calcavecchia	68	69	71	67	275	29,400
12T	Ben Crenshaw	69	69	69	68	275	29,400
12T	Fuzzy Zoeller	68	70	68	69	275	29,400
15T	David Edwards	72	67	68	69	276	23,800
15T	Clark Dennis	69	69	67	71	276	23,800
15T	David Frost	65	68	75	68	276	23,800
18T	Kenny Perry	73	67	69	68	277	18,900
18T	Ken Green	67	68	69	75	277	18,900
18T	Kirk Triplett	71	68	69	69	277	18,900
18T	Joe Ozaki	70	69	71	67	277	18,900
22T	John Huston	70	68	65	75	278	14,560
22T	Bob Estes	67	71	71	69	278	14,560
22T	Guy Boros	70	63	71	74	278	14,560
25T	Tom Purtzer	71	69	70	69	279	10,920
25T	Steve Pate	69	64	74	72	279	10,920
25T	Wayne Grady	71	65	68	75	279	10,920
25T	Lennie Clements	70	68	67	74	279	10,920
25T	David Ogriin	70	68	68	73	279	10,920
30T	Lee Janzen	70	70	71	69	280	7,478
30T	Bruce Lietzke	67	72	69	72	280	7,478
30T	Loren Roberts	70	65	71	74	280	7,478
30T	Dave Stockton Jr.	69	68	68	75	280	7,478
30T	D. A. Weibring	69	70	68	73	280	7,478
30T	Andrew Magee	67	73	71	69	280	7,478
30T	Scott Hoch	68	70	69	73	280	7,478
30T	Mike Reid	67	66	71	76	280	7,478
30T	Roger Maltbie	69	67	72	72	280	7,478
30T	Mike Heinen	70	70	68	72	280	7,478
30T	Glen Day	69	68	71	72	280	7,478
30T	Mike Springer	67	71	73	69	280	7,478
42T	Davis Love III	72	69	71	69	281	4,900
42T	Mark Brooks	68	67	72	74	281	4,900
42T	Brett Ogle	72	70	67	72	281	4,900
42T	Joey Sindelar	71	70	72	68	281	4,900
42T	Steve Stricker	71	67	67	76	281	4,900
47T	Dave Stockton	70	68	71	73	282	3,845
47T	Mike Hulbert	70	67	71	74	282	3,845
47T	Steve Lowery	71	71	71	69	282	3,845
50T	Keith Clearwater	70	68	67	78	283	3,409
50T	Tom Byrum	72	69	71	69	283	3,409
50T	Jodie Mudd	70	71	72	70	283	3,409
50T	Donnie Hammond	68	70	69	76	283	3,409
50T	John Harris	69	72	71	71	283	3,409
55	Brian Henninger	69	71	70	74	284	3,248
56T	Greg Norman	70	69	71	75	285	3,136
56T	Jeff Maggert	71	66	75	73	285	3,136
56T	Howard Twitty	70	68	73	74	285	3,136
56T	David Feherty	67	72	68	78	285	3,136
56T	Dave Barr	71	71	69	74	285	3,136
56T	Steve Fleisher	71	70	71	73	285	3,136
56T	Jay Don Blake	69	65	74	77	285	3,136
63T	Jeff Sluman	73	68	74	71	286	2,996
63T	Mark Carnevale	69	73	67	77	286	2,996
63T	Hajime Meshiai	66	74	72	74	286	2,996
66T	Hal Sutton	72	70	70	75	287	2,912
66T	Fred Funk	68	71	70	78	287	2,912
66T	John Inman	68	72	74	73	287	2,912
69	Billy Mayfair	71	71	72	74	288	2,856
70	Michael Allen	69	73	72	76	290	2,828
71T	Doug Tewell	68	70	75	78	291	2,786
71T	Paul Goydos	70	72	75	74	291	2,786
73	Rick Fehr	71	70	77	75	293	2,744

Name in italics indicate amateur.

DID NOT MAKE CUT

Jim Thorpe	(73 - 70) - 143	Bob Gilder	(70 - 75) - 145
Larry Rinker	(68 - 75) - 143	Ian Baker-Finch	(70 - 75) - 145
Bob Tway	(71 - 72) - 143	Mark O'Meara	(70 - 75) - 145
Curtis Strange	(70 - 73) - 143	John Adams	(75 - 70) - 145
Nolan Henke	(71 - 72) - 143	Chip Beck	(70 - 75) - 145
Duffy Waldorf	(71 - 72) - 143	Dave Rummells	(72 - 74) - 146
Blaine McCallister	(72 - 71) - 143	Lanny Wadkins	(73 - 73) - 146
Fulton Allem	(73 - 71) - 144	Dan Pohl	(69 - 77) - 146
Jim Gallagher Jr.	(72 - 72) - 144	Richard Zokol	(72 - 75) - 147
Ted Tryba	(74 - 70) - 144	Gil Morgan	(76 - 72) - 148
Jeff Woodland	(74 - 70) - 144	Jesper Parnevik	(79 - 69) - 148
Craig Parry	(69 - 75) - 144	Brandel Chamblee	(71 - 78) - 149
Bob Lohr	(72 - 72) - 144	Denis Watson	(73 - 76) - 149
Greg Kraft	(71 - 73) - 144	Russ Cochran	(76 - 74) - 150
Grant Waite	(69 - 75) - 144	Dow Finsterwald Jr.	(78 - 73) - 151
John Morse	(72 - 72) - 144	Robert Gamez	78-dq
Russell Beiersdorf	(71 - 73) - 144	Mike Standly	79-wd

1994 CHAMPIONSHIP RACE

At 18

1	Hale Irwin	64
2T	NICKPRICE	65
2T	David Frost	65
4T	Scott Simpson	66
4T	John Cook	66
4T	Tom Lehman	66
4T	Hajime Meshiai	66

At 36

1	Scott Simpson	131
2	Tom Lehman	132
3T	David Frost	133
3T	Steve Pate	133
3T	Mike Reid	133
3T	Guy Boros	133
3T	Ken Green	133
8T	Hale Irwin	134
8T	Jay Don Blake	134
8T	Gary Hallberg	134

At 36

11T	NICKPRICE	135
(tied with three others)		

At 54

1	Scott Simpson	195
2	Gary Hallberg	199
3	Tom Lehman	201
4T	NICKPRICE	202
4T	Hale Irwin	202
4T	Ken Green	202

At 72

1	NICKPRICE	266
2	Scott Simpson	266
3	Hale Irwin	267
4	Peter Jordan	270
5T	Brad Faxon	271
5T	Tom Lehman	271
5T	Gary Hallberg	271

HIGHLIGHTS



Nick Price

Nick Price staged the greatest come-from-behind victory in Colonial history, dropping five consecutive birdie putts on the back nine to shoot 64 and catch leader Scott Simpson. Price began the day seven shots back, but Simpson's one-over 71 opened the door. Two-time U.S. Open champ Hale Irwin also charged on Sunday, but fell one stroke short of the sudden-death playoff between Price and Simpson. In the playoff, the hot Price birdied the first playoff hole (#18) to claim the title.

Rain and lightning dogged the tournament all week, with completion of the first round postponed until Friday. The second round was completed Saturday morning, with the field wrapping up 54 holes just before dark. Weather struck again Sunday, delaying play once and then ending it that evening with 18 players still on the course. At the time, Simpson had a one-shot lead over Irwin and a two-shot lead over Price. The exciting race to the finish took place Monday morning, with Price birdieing his first two holes. It was the first Colonial event to go past Sunday since 1965. Making their debut at Colonial as Champions' Choices were Dave Stockton Jr. and Guy Boros, two sons of Colonial champs.

*In sudden death, Price beat Simpson with birdie on first extra hole (#18).

1993 COLONIAL RESULTS

May 27-30

Rank	Player	R1	R2	R3	R4	Total	Money
1	Fulton Allem	66	63	68	67	264	\$234,000
2	Greg Norman	69	64	64	68	265	140,400
3	Jeff Maggert	65	68	68	66	267	88,400
4T	Duffy Waldorf	65	69	69	65	268	57,200
4T	Loren Roberts	66	70	66	66	268	57,200
6T	Tom Watson	69	64	71	65	269	43,550
6T	John Huston	66	70	66	67	269	43,550
6T	David Edwards	69	67	63	70	269	43,550
9T	Corey Pavin	70	65	67	68	270	36,400
9T	Keith Clearwater	71	61	69	69	270	36,400
11T	Lee Janzen	70	65	75	61	271	26,650
11T	Mark Calcavecchia	69	64	69	69	271	26,650
11T	Hale Irwin	68	66	69	68	271	26,650
11T	Gil Morgan	67	69	69	66	271	26,650
11T	Tom Lehman	72	65	65	69	271	26,650
11T	D.A. Weibring	66	68	68	69	271	26,650
17	David Frost	68	66	71	67	272	20,800
18T	Rick Fehr	68	71	66	68	273	18,850
18T	Wayne Levi	71	68	71	63	273	18,850
20T	Mark Brooks	72	66	68	68	274	16,250
20T	Russ Cochran	66	67	77	64	274	16,250
22T	Dan Forsman	68	69	67	71	275	12,480
22T	Billy Mayfair	71	68	67	69	275	12,480
22T	Jim Thorpe	73	68	67	67	275	12,480
22T	Dick Mast	64	66	69	76	275	12,480
22T	Kirk Triplett	71	68	67	69	275	12,480
27T	Craig Stadler	69	68	70	69	276	9,035
27T	Mike Hulbert	68	73	72	63	276	9,035
27T	Craig Parry	69	69	70	68	276	9,035
27T	Fred Funk	70	71	71	64	276	9,035
27T	Bill Glasson	67	70	74	65	276	9,035
27T	Massy Kuramoto	73	67	65	71	276	9,035
33T	Bruce Lietzke	69	72	70	66	277	6,034
33T	Ian Baker-Finch	74	67	68	68	277	6,034
33T	Ben Crenshaw	72	69	68	68	277	6,034
33T	Fuzzy Zoeller	69	68	70	70	277	6,034
33T	Mark Wiebe	68	71	70	68	277	6,034
33T	Roger Maltbie	68	68	73	68	277	6,034
33T	Dudley Hart	71	69	71	66	277	6,034
33T	Jay Don Blake	71	71	69	66	277	6,034
33T	Bruce Fleisher	71	71	65	70	277	6,034
33T	Greg Kraft	71	66	68	72	277	6,034
33T	Bill Britton	70	66	72	69	277	6,034
33T	Kenny Perry	70	70	66	71	277	6,034
45T	Nick Price	69	70	68	71	278	3,578
45T	Steve Elkington	70	68	74	66	278	3,578
45T	Larry Mize	68	71	69	70	278	3,578
45T	Gene Sauers	68	69	69	72	278	3,578
45T	Michael Allen	74	68	68	68	278	3,578
45T	Jodie Mudd	72	68	68	70	278	3,578
45T	Ted Schulz	71	69	70	68	278	3,578
45T	Clark Dennis	70	67	68	73	278	3,578
53T	Blaine McCallister	70	70	69	70	279	2,995
53T	Brad Faxon	69	73	68	69	279	2,995
53T	Russell Beiersdorf	72	68	69	70	279	2,995
53T	Brian Claar	69	68	71	71	279	2,995
53T	Brad Fabel	73	69	69	68	279	2,995
58	Tom Kite	72	66	71	71	280	2,912
59T	Stan Utley	72	69	69	71	281	2,873
59T	Greg Twigg	72	69	69	71	281	2,873
61T	Phil Blackmar	68	74	72	68	282	2,795
61T	Steve Pate	67	72	76	67	282	2,795
61T	Jim McGovern	72	70	70	70	282	2,795
61T	Gary Hallberg	71	70	70	71	282	2,795
65T	Davis Love III	72	70	72	69	283	2,678
65T	Brett Ogle	70	71	70	72	283	2,678
65T	Ed Dougherty	75	67	71	70	283	2,678
65T	Dave Barr	68	72	73	70	283	2,678
65T	Tom Byrum	72	70	72	69	283	2,678
70	Wayne Grady	73	69	69	73	284	2,600
71T	Mark O'Meara	69	71	73	73	286	2,561
71T	Steve Lowery	73	68	70	75	286	2,561
71T	Justin Leonard	73	69	72	72	286	
74	Jim Gallagher	71	68	73	75	287	2,522
75	Tad Rhyan	70	71	72	75	288	2,496
76	Mark Hayes	69	72	72	77	290	2,470

DID NOT MAKE CUT

Doug Tewell	(69 - 70) - 139-wd	Peter Persons	(76 - 70) - 146
Scott Hoch	(69 - 74) - 143	Bobby Clampett	(74 - 73) - 147
Kelly Gibson	(73 - 70) - 143	Andrew Magee	(79 - 69) - 148
Chip Beck	(76 - 67) - 143	Hal Sutton	(73 - 75) - 148
Rocco Mediate	(70 - 73) - 143	Richard Zokol	(73 - 75) - 148
Mike Standly	(69 - 74) - 143	Bob Tway	(73 - 75) - 148
Dillard Pruitt	(75 - 68) - 143	Bobby Wadkins	(77 - 72) - 149
Dave Rummells	(68 - 75) - 143	Joel Edwards	(72 - 77) - 149
Tom Purtzer	(73 - 71) - 144	Trevor Dodds	(74 - 76) - 150
Joey Sindelar	(77 - 67) - 144	Phil Mickelson	(76 - 74) - 150
Denis Watson	(74 - 70) - 144	John Mahaffey	(77 - 74) - 151
Dan Pohl	(71 - 7 4) - 145	Jeff Sluman	(74 - 77) - 151
Ed Humenik	(73 - 72) - 145	Robert Gamez	(77 - 74) - 151
Billy Andrade	(76 - 69) - 145	Rod Curl	(84 - 68) - 152
Howard Twitty	(73 - 72) - 145	Billy Ray Brown	(77 - 76) - 153
Mark Carnevale	(72 - 73) - 145	Payne Stewart	69-dq
Joe Ozaki	(74 - 71) - 145	David Peoples	73-wd
John Flannery	(74 - 72) - 146	Peter Jacobsen	76-wd
Bob Estes	(72 - 74) - 146		

1993 CHAMPIONSHIP RACE

At 18		At 54		
1	Dick Mast	64	1T FULTON ALLEM	197
2T	Jeff Maggert	65	1T Greg Norman	197
2T	Duffy Waldorf	65	3T David Edwards	199
4T	FULTON ALLEM	66	3T Dick Mast	199
4T	Russ Cochran	66	5T Keith Clearwater	201
4T	John Huston	66	5T Jeff Maggert	201
4T	D.A. Weibring	66		
4T	Loren Roberts	66		
At 36		At 72		
1	FULTON ALLEM	129	1 FULTON ALLEM	264
2	Dick Mast	130	2 Greg Norman	265
3	Keith Clearwater	132	3 Jeff Maggert	267
4T	Greg Norman	133	4T Duffy Waldorf	268
4T	Tom Watson	133	4T Loren Roberts	268
4T	Mark Calcavecchia	133	6T Tom Watson	269
4T	Jeff Maggert	133	6T David Edwards	269
			6T John Huston	269

HIGHLIGHTS



Fulton Allem

Fulton Allem took on "The Shark" in a final-day head-to-head battle, and scrambled his way to a tension-filled 67 to nip Greg Norman by a shot and cap a record-smashing year at Colonial. Fast fairways and a complete lack of wind for four days left the usually challenging track defenseless, resulting in new scoring records in practically every category. Allem, a native South African, broke the 36-, 54- and 72-hole records. Despite Allem's birdies on 16 and 17 Sunday, Norman drained a 15-foot birdie putt on 18 to supply one last dose of pressure. Allem calmly knocked in his 5-

footer for par and the win. Former champ Keith Clearwater set a new back nine mark of 7-under 28 en route to a new 18-hole record of 9-under 61 on Friday. On Sunday Lee Janzen shot 61 to tie the mark while Wayne Levi set a new front nine record of 28.

A late Friday afternoon downpour softened the greens and contributed to the low scoring. A full week of good weather brought one of the biggest crowds in Colonial history out in force. They saw a horse race from Thursday's starting gun, in which any player who stopped for air got left behind. A record 57 players finished under par for the tournament.

Name in italics indicate amateur.

1992 COLONIAL RESULTS

May 21-24

Rank	Player	R1	R2	R3	R4	Total	Money
1	Bruce Lietzke	69	68	64	66	267*	\$234,000
2	Corey Pavin	68	64	70	65	267*	140,400
3	Jim Gallagher	70	68	63	68	269	88,400
4T	Mark Brooks	69	66	68	67	270	57,200
4T	Rick Fehr	69	68	69	64	270	57,200
6T	Greg Norman	70	68	69	65	272	42,087
6T	Keith Clearwater	66	69	69	68	272	42,087
6T	John Cook	69	71	67	65	272	42,087
6T	Dillard Pruitt	67	68	69	68	272	42,087
10T	Ben Crenshaw	70	67	70	66	273	28,817
10T	Craig Stadler	66	67	71	69	273	28,817
10T	Mark Calcavecchia	69	66	68	70	273	28,817
10T	Jeff Sluman	72	65	68	68	273	28,817
10T	Bruce Fleisher	68	69	70	66	273	28,817
10T	Fulton Allem	69	65	71	68	273	28,817
16T	Lanny Wadkins	72	68	68	66	274	17,073
16T	Ray Floyd	70	65	72	67	274	17,073
16T	Davis Love III	65	69	68	72	274	17,073
16T	Wayne Grady	71	69	65	69	274	17,073
16T	Larry Mize	71	68	65	70	274	17,073
16T	Gil Morgan	68	71	70	65	274	17,073
16T	Nolan Henke	70	68	68	68	274	17,073
16T	Richard Zokol	70	67	71	66	274	17,073
16T	Brian Clear	67	69	70	68	274	17,073
25T	Tom Watson	72	70	66	67	275	10,140
25T	Hale Irwin	71	65	71	68	275	10,140
25T	Gene Sauers	68	70	71	66	275	10,140
25T	Lee Janzen	71	68	71	65	275	10,140
25T	Ed Dougherty	72	68	67	68	275	10,140
30T	Ian Baker-Finch	71	67	69	69	276	8,255
30T	Billy Mayfair	65	71	73	67	276	8,255
30T	Jeff Maggert	71	71	69	65	276	8,255
30T	Clark Dennis	68	71	69	68	276	8,255
34T	Payne Stewart	70	68	71	68	277	6,565
34T	Mike Reid	68	71	71	67	277	6,565
34T	D.A. Weibring	69	70	71	67	277	6,565
34T	Fred Funk	74	66	70	67	277	6,565
34T	Tom Byrum	70	69	67	71	277	6,565
34T	Neal Lancaster	76	64	73	64	277	6,565
40T	Tom Kite	70	66	72	70	278	4,556
40T	Peter Jacobsen	72	68	67	71	278	4,556
40T	Steve Elkington	68	70	70	70	278	4,556
40T	Steve Pate	70	67	69	72	278	4,556
40T	Jay Haas	68	67	73	70	278	4,556
40T	Dan Forsman	70	69	66	73	278	4,556
40T	Bill Britton	69	73	70	66	278	4,556
40T	Jim Hallet	71	68	68	71	278	4,556
40T	Larry Rinker	70	72	66	70	278	4,556
49T	Fuzzy Zoeller	73	66	71	69	279	3,176
49T	Chip Beck	70	71	69	69	279	3,176
49T	Tom Weiskopf	72	70	69	68	279	3,176
49T	Joey Sindelar	72	69	65	73	279	3,176
49T	Blaine McCallister	67	67	70	75	279	3,176
49T	Scott Gump	74	67	67	71	279	3,176
55T	Nick Price	71	67	71	71	280	2,951
55T	Tim Simpson	73	65	71	71	280	2,951
55T	John Huston	71	69	70	70	280	2,951
55T	Jim Thorpe	72	70	68	70	280	2,951
59T	Kenny Perry	70	72	71	68	281	2,847
59T	Rocco Mediate	70	69	71	71	281	2,847
59T	Mike Standly	67	68	73	73	281	2,847
59T	Kirk Triplett	67	70	69	75	281	2,847
63T	Scott Hoch	69	72	69	72	282	2,756
63T	Russ Cochran	72	68	69	73	282	2,756
63T	Ronnie Black	75	66	67	74	282	2,756
66T	Roger Maltbie	70	71	71	72	284	2,678
66T	Gary Hallberg	68	70	74	72	284	2,678
66T	Hal Sutton	72	69	71	72	284	2,678
69T	Ken Green	73	69	72	71	285	2,561
69T	Jodie Mudd	69	71	74	71	285	2,561
69T	David Edwards	68	72	73	72	285	2,561
69T	Bob Lohr	72	70	71	72	285	2,561
69T	Mike Hulbert	72	69	70	74	285	2,561
69T	Bob Gilder	70	72	70	73	285	2,561
75	Brad Faxon	74	68	74	71	287	2,470
76	Robert Gamez	70	72	74	73	289	2,444
77	Denis Watson	70	72	78	70	290	2,418


DID NOT MAKE CUT

Wayne Levi	(71 - 68) - 139-wd	David Frost	(77 - 68) - 145
Duffy Waldorf	(75 - 68) - 143	Loren Roberts	(74 - 71) - 145
Tom Sieckmann	(73 - 70) - 143	Tom Lehman	(74 - 71) - 145
Scott Simpson	(74 - 69) - 143	Phil Blackmar	(75 - 71) - 146
Bruce Zabriski	(72 - 71) - 143	Jim Woodward	(75 - 71) - 146
Howard Twitty	(71 - 72) - 143	Doug Tewell	(73 - 74) - 147
Bob Estes	(75 - 68) - 143	David Peoples	(74 - 74) - 148
Mark Wiebe	(72 - 71) - 143	Dan Pohl	(76 - 73) - 149
Mike Donald	(74 - 69) - 143	Ed Humenik	(78 - 71) - 149
Stan Utley	(72 - 71) - 143	Mitch Voges	(75 - 74) - 149
Bob Tway	(70 - 73) - 143	Billy Andrade	(75 - 75) - 150
Buddy Gardner	(72 - 72) - 144	Ted Schulz	(75 - 75) - 150
Tom Purtzer	(72 - 72) - 144	Scott Verplank	(75 - 76) - 151
Kenny Knox	(74 - 70) - 144	Rod Curl	(70 - 81) - 151
Andrew Magee	(74 - 70) - 144	John Daly	(77 - 74) - 151
Dave Rummells	(71 - 74) - 145	Chris Tucker	(74 - 79) - 153
Billy Ray Brown	(72 - 73) - 145	Dow Finsterwald Jr.	(73 - 82) - 155

1992 CHAMPIONSHIP RACE

At 18		At 54		
1T	Davis Love III	65	1T BRUCE LIETZKE	201
1T	Billy Mayfair	65	1T Jim Gallagher	201
3	Keith Clearwater	66	3T Davis Love III	202
4T	(4 players tied)	67	3T Corey Pavin	202
8T	(8 players tied)	68	5T Mark Calcavecchia	203
16T	BRUCE LIETZKE	69	5T Mark Brooks	203
(tied with 4 others)				
At 36		At 72		
1	Corey Pavin	132	2 BRUCE LIETZKE	267
2	Craig Stadler	133	2 Corey Pavin	267
3T	(3 players tied)	134	3 Jim Gallagher	269
6T	(7 players tied)	135	4T Mark Brooks	270
13T	(4 players tied)	136	4T Rick Fehr	270
17T	BRUCE LIETZKE	137		
(tied with 7 others)				

HIGHLIGHTS



Bruce Lietzke

Bruce Lietzke solidified his reputation as the "Part-time Wonder" with his second Colonial championship, but it took a sudden-death playoff birdie against another former Colonial champ to do it. Lietzke eliminated 1985 champ Corey Pavin on the first extra hole (#17) to become the seventh multiple winner at Colonial, and only the sixth winner to card four consecutive sub-par rounds. Pavin had tied Lietzke in regulation with a birdie on #17, but could not convert again as his playoff putt just slipped past the right lip.

A record 57 golfers broke par in the second round, but no other scoring marks were broken or tied despite ideal conditions. Four former champs finished in the top 10, however, and that is a record.

**In sudden death, Lietzke beat Pavin with birdie on first extra hole (#17).*

Name in italics indicate amateur.

1991 COLONIAL RESULTS

May 23-26

Rank	Player	R1	R2	R3	R4	Total	Money
1	Tom Purtzer	70	66	67	64	267	\$216,000
2T	Scott Hoch	67	67	70	66	270	89,600
2T	David Edwards	66	68	68	68	270	89,600
2T	Bob Lohr	68	68	63	71	270	89,600
5T	Mark Calcavecchia	65	68	68	70	271	45,600
5T	Fred Funk	65	68	68	70	271	45,600
7T	Ian Baker-Finch	70	65	71	66	272	36,150
7T	Tom Watson	68	66	69	69	272	36,150
7T	Wayne Grady	68	67	67	70	272	36,150
7T	Stan Utley	68	64	69	71	272	36,150
11T	Scott Simpson	70	67	67	69	273	27,600
11T	Keith Clearwater	68	64	69	72	273	27,600
11T	Jim Hallett	66	72	64	71	273	27,600
14T	Chip Beck	71	68	69	66	274	21,000
14T	Jeff Sluman	68	66	68	72	274	21,000
14T	Bobby Wadkins	70	67	67	70	274	21,000
14T	Russ Cochran	71	66	68	69	274	21,000
18T	Bruce Lietzke	66	69	70	70	275	15,648
18T	Doug Tewell	70	70	65	70	275	15,648
18T	Mike Hulbert	67	70	65	73	275	15,648
18T	Gene Sauers	66	66	68	75	275	15,648
18T	Nolan Henke	68	69	65	73	275	15,648
23T	Dan Pohl	71	67	70	68	276	10,380
23T	Steve Elkington	73	69	62	72	276	10,380
23T	Blaine McCallister	68	69	68	71	276	10,380
23T	Wayne Levi	67	65	73	71	276	10,380
23T	Chris Perry	66	65	70	75	276	10,380
23T	Clark Dennis	69	70	70	67	276	10,380
29T	Dan Forsman	71	70	72	64	277	7,980
29T	Loren Roberts	67	66	69	75	277	7,980
29T	Peter Persons	65	70	72	70	277	7,980
29T	Ed Dougherty	68	68	70	71	277	7,980
33T	Corey Pavin	71	66	71	70	278	6,206
33T	Bob Tway	73	69	68	68	278	6,206
33T	Mike Reid	69	72	68	69	278	6,206
33T	Phil Blackmar	69	72	71	66	278	6,206
33T	Dan Halldorson	67	69	71	71	278	6,206
33T	David Peoples	70	65	69	74	278	6,206
33T	Dave Barr	68	72	68	70	278	6,206
40T	Curtis Strange	70	70	67	72	279	4,800
40T	Larry Mize	67	68	71	73	279	4,800
40T	Steve Pate	68	71	68	72	279	4,800
40T	Buddy Gardner	73	64	70	72	279	4,800
44T	Davis Love III	71	69	70	70	280	3,628
44T	John Huston	69	72	66	73	280	3,628
44T	Robert Gamez	70	68	71	71	280	3,628
44T	Jim Gallagher Jr.	68	70	70	72	280	3,628
44T	Brad Faxon	69	68	70	73	280	3,628
44T	Duffy Waldorf	68	71	71	70	280	3,628
50T	Tom Kite	69	71	69	72	281	2,853
50T	Rocco Mediate	75	67	66	73	281	2,853
50T	Billy Mayfair	67	68	72	74	281	2,853
50T	Ken Green	69	70	70	72	281	2,853
50T	Kenny Knox	74	65	70	72	281	2,853
50T	Robert Wrenn	72	67	69	73	281	2,853
50T	Kirk Triplett	69	70	72	70	281	2,853
57T	Lanny Wadkins	70	69	73	70	282	2,652
57T	Nick Price	72	69	67	74	282	2,652
57T	Billy Andrade	70	72	71	69	282	2,652
57T	Dave Rummells	72	67	69	74	282	2,652
57T	Mark Lye	66	75	73	68	282	2,652
57T	Brian Tennyson	70	70	67	75	282	2,652
63T	Kenny Perry	73	69	70	71	283	2,556
63T	Mike Smith	70	71	70	72	283	2,556
65T	Tim Simpson	71	71	74	68	284	2,484
65T	Ray Floyd	69	69	74	72	284	2,484
65T	Jerry Pate	71	71	74	68	284	2,484
65T	Mark Wiebe	69	72	69	74	284	2,484
69T	Tom Byrum	68	71	75	72	286	2,412
69T	John Mahaffey	68	70	74	74	286	2,412
71	Bob Wolcott	73	69	71	74	287	2,376
72T	Joey Sindelar	74	68	75	71	288	2,340
72T	Denis Watson	70	72	71	75	288	2,340
74	Tommy Armour III	73	68	74	78	293	2,304
75	Mike Donald	69	73	76	77	295	2,280
	Mike Springer	71	71	69	wd	x	(2,256)

DID NOT MAKE CUT

Brian Claar	(73 - 30) - 143	Billy Ray Brown	(72 - 74) - 146
D.A. Weibring	(75 - 68) - 143	Craig Stadler	(76 - 70) - 146
Dave Stockton	(68 - 75) - 143	Andrew Magee	(76 - 70) - 146
Payne Stewart	(72 - 71) - 143	David Frost	(74 - 72) - 146
Gil Morgan	(73 - 70) - 143	Bob Estes	(71 - 75) - 146
Ryoken Kawagishi	(73 - 70) - 143	Lindy Miller	(74 - 72) - 146
Tom Sieckmann	(73 - 70) - 143	Curt Byrum	(75 - 72) - 147
Jerry Haas	(73 - 70) - 143	Jim Thorpe	(72 - 75) - 147
Peter Jacobsen	(72 - 72) - 144	Andy North	(74 - 73) - 147
David Graham	(72 - 72) - 144	Mark Brooks	(72 - 75) - 147
Jay Delsing	(76 - 68) - 144	John Daly	(73 - 74) - 147
Jay Don Blake	(74 - 70) - 144	Dow Finsterwald Jr.	(80 - 69) - 149
Ben Crenshaw	(70 - 75) - 145	Larry Silveira	(75 - 74) - 149
Mark O'Meara	(72 - 73) - 145	Scott Verplank	(75 - 75) - 150
Roger Maltbie	(73 - 73) - 146	Sam Randolph	(76 - 75) - 151
Jeff Maggert	(72 - 74) - 146	Rod Curl	(76 - 78) - 154

1991 CHAMPIONSHIP RACE

At 18		At 54			
1T	Mark Calcavecchia	65	1	Bob Lohr	199
1T	Fred Funk	65	2	Gene Sauers	200
1T	Peter Persons	65	3T	Mark Calcavecchia	201
4T	(6 players tied)	66	3T	Keith Clearwater	201
10T	(7 players tied)	67	3T	Fred Funk	201
17T	(16 players tied)	68	3T	Chris Perry	201
33T	(11 players tied)	69	3T	Stan Utley	201
44T	TOM PURTZER	70	8T	(7 players tied)	202
	(tied with 13 others)		15T	TOM PURTZER	203
			15T	Tom Watson	203
At 36		At 72			
1	Chris Perry	131	1	TOM PURTZER	267
2T	Keith Clearwater	132	2T	Scott Hoch	270
2T	Gene Sauers	132	2T	David Edwards	270
2T	Wayne Levi	132	2T	Bob Lohr	270
2T	Stan Utley	132	2T	Mark Calcavecchia	271
6T	(3 players tied)	133	5T	Fred Funk	271
9T	(4 players tied)	134	5T	Mark Funk	271
13T	(7 players tied)	135			
20T	TOM PURTZER	136			
	(tied with 3 others)				

HIGHLIGHTS



Tom Purtzer

Tom Purtzer, the man with the perfect swing, used a dramatic, once-in-a-lifetime birdie putt from a *sand trap* on the back nine to catapult himself into the Colonial winner's circle. No champion has ever surpassed so many competitors on the final day, or had come from farther back after the first round (44th). Purtzer's six-under 64 jumped over 14 players Sunday, as his Texas wedge from the back trap on #13 completed a seven-birdie day. His 13-under total was just one off the record. Purtzer went on to his best year ever on Tour, winning the World Series of Golf and more than \$750,000.

The field set record birdie binges the first three days, as scoring conditions were perfect, but collars tightened Sunday with the \$216,000 first prize on the line. Steve Elkington tied the course record of 62 on Saturday, and former champ Keith Clearwater tied the front nine record of 29. Tom Watson finished seventh and in the process became the first player in Colonial history to score four sub-par rounds twice without winning (1978 & 1991). He also scored the first eagle on No. 10 in tournament history.

1990 COLONIAL RESULTS

May 17-20

Rank	Player	R1	R2	R3	R4	Total	Money
1	Ben Crenshaw.....	69	65	72	66	272	\$180,000
2T	John Mahaffey.....	67	72	70	66	275	74,667
2T	Nick Price.....	72	68	67	68	275	74,667
2T	Corey Pavin.....	66	71	70	68	275	74,667
5T	Curtis Strange.....	68	69	69	70	276	38,000
5T	Mike Hulbert.....	71	70	72	63	276	38,000
7T	Payne Stewart.....	70	72	68	67	277	30,125
7T	Gene Sauers.....	72	74	69	62	277	30,125
7T	Andrew Magee.....	71	71	69	66	277	30,125
7T	Brian Tennyson.....	73	68	70	66	277	30,125
11T	John Huston.....	69	67	72	70	278	22,000
11T	Russ Cochran.....	65	69	73	71	278	22,000
11T	Kenny Perry.....	69	71	71	67	278	22,000
11T	Rocco Mediate.....	73	72	68	65	278	22,000
15T	Ian Baker-Finch.....	73	71	71	64	279	16,000
15T	Tom Purtzer.....	67	70	73	69	279	16,000
15T	Scott Verplank.....	78	68	68	65	279	16,000
15T	Billy Mayfair.....	67	68	74	70	279	16,000
15T	Stan Utley.....	68	72	69	70	279	16,000
20T	Gil Morgan.....	72	67	75	66	280	11,240
20T	Tom Byrum.....	71	71	72	66	280	11,240
20T	Billy Andrade.....	72	68	73	67	280	11,240
20T	Tim Simpson.....	70	70	69	71	280	11,240
20T	Loren Roberts.....	69	74	69	68	280	11,240
25T	Peter Jacobsen.....	67	72	70	69	281	7,975
25T	Tom Watson.....	71	72	68	70	281	7,975
25T	David Frost.....	72	70	68	71	281	7,975
25T	Hale Irwin.....	73	71	69	68	281	7,975
29T	Scott Simpson.....	70	72	72	68	282	6,358
29T	Hal Sutton.....	71	72	70	69	282	6,358
29T	Curt Byrum.....	68	69	74	71	282	6,358
29T	Dan Forsman.....	70	71	73	68	282	6,358
29T	Mike Donald.....	70	73	68	71	282	6,358
29T	Scott Hoch.....	67	73	68	74	282	6,358
35T	Larry Mize.....	73	70	68	72	283	4,930
35T	Davis Love III.....	71	70	72	70	283	4,930
35T	Kenny Knox.....	70	74	71	68	283	4,930
35T	Dave Rummells.....	71	76	71	65	283	4,930
35T	David Peoples.....	74	73	68	68	283	4,930
40T	Bruce Lietzke.....	70	73	69	72	284	4,100
40T	Clark Dennis.....	69	70	72	73	284	4,100
40T	Richard Zokol.....	67	71	76	70	284	4,100
43T	Robert Gamez.....	70	74	72	69	285	3,300
43T	Jay Haas.....	76	68	70	71	285	3,300
43T	Blaine McCallister.....	69	76	72	68	285	3,300
43T	Joe Ozaki.....	72	75	70	68	285	3,300
43T	P.H. Horgan III.....	73	72	71	69	285	3,300
48T	Bobby Wadkins.....	72	73	71	70	286	2,620
48T	Jay Delsing.....	74	70	73	69	286	2,620
48T	Robert Wrenn.....	73	69	69	75	286	2,620
51T	Fuzzy Zoeller.....	72	73	71	71	287	2,353
51T	Bob Estes.....	73	69	71	74	287	2,353
51T	Billy Ray Brown.....	70	72	70	75	287	2,353
51T	Ronnie Black.....	69	77	69	72	287	2,353
51T	Bill Sander.....	73	70	74	70	287	2,353
51T	Denis Watson.....	72	73	71	71	287	2,353
57T	Lanny Wadkins.....	72	74	68	74	288	2,220
57T	Steve Elkington.....	70	75	72	71	288	2,220
57T	Jim Thorpe.....	73	74	72	69	288	2,220
57T	Mike Sullivan.....	74	72	74	68	288	2,220
57T	Bob Eastwood.....	72	70	78	68	288	2,220
62T	Paul Azinger.....	71	72	74	72	289	2,120
62T	Joey Sindelar.....	75	71	71	72	289	2,120
62T	Ray Floyd.....	74	69	73	73	289	2,120
62T	David Edwards.....	77	67	77	68	289	2,120
62T	Mark Wiebe.....	69	73	77	70	289	2,120
67T	Jerry Pate.....	72	72	77	69	290	2,050
67T	Fulton Allem.....	71	76	75	69	290	2,050
69	Keith Clearwater.....	71	75	76	70	292	2,220
70T	Jodie Mudd.....	78	69	74	72	293	1,990
70T	Doug Tewell.....	75	67	78	73	293	1,990
72	Tom Kite.....	73	74	77	70	294	1,960
73T	Duffy Waldorf.....	72	70	78	75	295	1,920
73T	Jim Gallagher Jr.....	75	72	74	74	295	1,920
73T	Tommy Armour III.....	70	75	79	71	295	1,920
76	Leonard Thompson.....	73	74	74	75	296	1,880
77	Tom Sieckmann.....	73	74	76	75	298	1,860

DID NOT MAKE CUT

Bill Britton.....	(76 - 72) - 148	Chris Perry.....	(77 - 74) - 151
Peter Persons.....	(74 - 74) - 148	Dave Stockton.....	(77 - 75) - 152
Jay Don Blake.....	(76 - 72) - 148	Dow Finsterwald Jr.....	(79 - 74) - 153
Jeff Sluman.....	(74 - 74) - 148	Bobby Gee.....	(78 - 75) - 153
Steve Pate.....	(73 - 75) - 148	Clarence Rose.....	(78 - 76) - 154
Mark O'Meara.....	(75 - 74) - 149	Brad Faxon.....	(78 - 76) - 154
Mark Brooks.....	(76 - 73) - 149	David Graham.....	(75 - 79) - 154
Chip Beck.....	(73 - 76) - 149	Chris Patton.....	(78 - 77) - 154
Jim Carter.....	(74 - 75) - 149	David Ogrin.....	(75 - 80) - 155
Rod Curl.....	(74 - 75) - 149	Roger Maltbie.....	(75 - 81) - 155
Andy North.....	(75 - 75) - 150	Joel Edwards.....	(82 - 75) - 156
Mark Calcavecchia.....	(76 - 74) - 150	Ed Fiori.....	70-wd
Bob Tway.....	(76 - 74) - 150	Bill Glasson.....	72-wd
Bob Gilder.....	(73 - 77) - 150	Mark Lye.....	79-wd
D.A. Weibring.....	(80 - 70) - 150		
Tom Weiskopf.....	(74 - 76) - 150		

1990 CHAMPIONSHIP RACE

At 18		At 54			
1	Russ Cochran.....	65	1T BEN CRENSHAW.....	206	
2	Corey Pavin.....	66	1T Curtis Strange.....	206	
3T	Tom Purtzer.....	67	3T Nick Price.....	207	
3T	John Mahaffey.....	67	3T Corey Pavin.....	207	
3T	Scott Hoch.....	67	3T Russ Cochran.....	207	
3T	Billy Mayfair.....	67	6T Scott Hoch.....	208	
3T	Richard Zokol.....	67	6T John Huston.....	208	
8T	(3 players tied at 68)				
11T	BEN CRENSHAW.....	69	1	BEN CRENSHAW.....	272
	(tied with 7 others)		2T	John Mahaffey.....	275
			2T	Nick Price.....	275
			2T	Corey Pavin.....	275
1T	BEN CRENSHAW.....	134	5T	Curtis Strange.....	276
1T	Russ Cochran.....	134	2T	Mike Hulbert.....	276
3	Billy Mayfair.....	135			
4	John Huston.....	136			

HIGHLIGHTS



Ben Crenshaw

Perennial Colonial favorite Ben Crenshaw captured his second title in 20 years here. His five-under 30 on the first nine of the final round turned a horse race into no contest.

His famous "Little Ben" putter, having been stolen and later returned earlier in the year, was hot. Crenshaw missed no putts within 15 feet on Sunday, including just 12 putts on the opening nine holes. Close pursuers Curtis Strange, Nick Price and 1985 Colonial champ Corey Pavin could not keep pace, as windy conditions helped the revered layout play its toughest in seven years. Crenshaw became one of only six men to achieve multiple winner status here.

Early-morning calm on Sunday helped Gene Sauers tie the course record of 62, while Mike Hulbert tied the back nine record of 29. A score of 10 on one hole was recorded, for the second time in 44 years of competition, twice.

Names in italics designate amateurs.

1989 COLONIAL RESULTS

May 18-21

Rank	Player	1R	2R	3R	4R	Total	Money
1	Ian Baker-Finch.....	65	70	65	70	270	\$180,000
2	David Edwards.....	72	69	68	65	274	108,000
3T	David Frost.....	70	66	71	69	276	58,000
3T	Tim Simpson.....	71	71	66	68	276	58,000
5T	Curtis Strange.....	74	71	66	66	277	36,500
5T	Lon Hinkle.....	74	69	66	68	277	36,500
5T	Nick Price.....	70	66	68	73	277	36,500
8T	Paul Azinger.....	70	74	69	65	278	28,000
8T	Payne Stewart.....	70	70	70	68	278	28,000
8T	Scott Simpson.....	71	67	70	70	278	28,000
8T	Isao Aoki.....	66	74	66	72	278	28,000
12T	Mike Donald.....	70	74	69	66	279	19,600
12T	Chip Beck.....	74	72	66	67	279	19,600
12T	Doug Tewell.....	71	71	68	69	279	19,600
12T	David Ogrin.....	72	69	68	70	279	19,600
12T	Fulton Allem.....	66	73	69	71	279	19,600
17T	Davis Love III.....	73	72	66	69	280	13,533
17T	Mike Sullivan.....	67	70	74	69	280	13,533
17T	Joey Sindelar.....	72	68	71	69	280	13,533
17T	Mark Calcavecchia.....	68	72	71	69	280	13,533
17T	Mike Hulbert.....	70	69	71	70	280	13,533
17T	Clarence Rose.....	67	71	69	73	280	13,533
23T	Steve Pate.....	71	70	72	68	281	9,600
23T	Nick Faldo.....	72	72	68	69	281	9,600
23T	Billy Mayfair.....	71	73	67	70	281	9,600
26T	Chris Perry.....	71	74	70	67	282	7,400
26T	Steve Elkington.....	70	70	73	69	282	7,400
26T	Gil Morgan.....	70	68	74	70	282	7,400
26T	Tom Purtzer.....	76	70	66	70	282	7,400
26T	Brad Faxon.....	72	68	70	72	282	7,400
31T	Andy North.....	70	75	71	67	283	5,800
31T	Robert Wrenn.....	73	71	68	71	283	5,800
31T	Mark O'Meara.....	73	68	70	72	283	5,800
31T	Morris Hatafsky.....	69	74	68	72	283	5,800
31T	Keith Clearwater.....	68	72	70	73	283	5,800
31T	Dave Barr.....	74	69	66	74	283	5,800
37T	Loren Roberts.....	71	72	71	70	284	4,800
37T	Tom Byrum.....	73	69	70	72	284	4,800
39T	D.A. Weirbring.....	69	77	70	69	285	4,100
39T	Mark Wiebe.....	70	71	75	69	285	4,100
39T	Bruce Lietzke.....	75	69	70	71	285	4,100
39T	Jim Carter.....	75	69	69	72	285	4,100
39T	Corey Pavin.....	70	73	68	74	285	4,100
44T	Mark Brooks.....	72	70	75	69	285	4,100
44T	Donnie Hammond.....	71	70	73	72	286	3,023
44T	Ben Crenshaw.....	71	73	69	73	286	3,023
44T	Buddy Gardner.....	71	73	69	73	286	3,023
44T	Andy Bean.....	69	72	71	74	286	3,023
44T	Mike Reid.....	72	71	69	74	286	3,023
50T	Peter Jacobsen.....	71	73	73	70	287	2,490
50T	Tom Kite.....	72	69	73	73	287	2,490
52T	John Mahaffey.....	71	74	71	72	287	2,490
52T	Ed Fiori.....	70	70	74	74	288	2,345
52T	Brad Bryant.....	73	73	67	75	288	2,345
52T	Sam Randolph.....	71	70	72	75	288	2,345
56T	Russ Cochran.....	69	72	78	70	289	2,270
56T	Billy Andrade.....	77	69	70	73	289	2,270
58T	Bill Glasson.....	71	74	77	68	290	2,230
58T	Scott Verplank.....	71	74	74	71	290	2,230
60T	Rod Curl.....	76	69	77	69	291	2,180
60T	Larry Mize.....	71	74	70	76	291	2,180
60T	Jim Gallagher.....	72	72	71	76	291	2,180
63T	Hale Irwin.....	72	72	77	71	292	2,100
63T	Larry Rinker.....	73	72	73	74	292	2,100
63T	Jerry Pate.....	72	70	74	76	292	2,100
63T	Gary Hallberg.....	70	74	72	76	292	2,100
63T	David Graham.....	74	70	70	78	292	2,100
68T	Dan Pohl.....	72	72	76	73	293	2,030
68T	Dave Stockton.....	71	73	75	74	293	2,030
70	Andrew Magee.....	70	76	74	74	294	2,000
71	Ray Floyd.....	73	73	78	73	297	1,980

DID NOT MAKE CUT

Bobby Wadkins.....	(72 - 75) - 147	Curt Byrum.....	(75 - 75) - 150
Jim Hallet.....	(74 - 73) - 147	Ted Schulz.....	(73 - 77) - 150
Dave Rummells.....	(69 - 78) - 147	Greg Twiggs.....	(76 - 75) - 151
Dave Eichelberger.....	(74 - 73) - 147	Kenny Knox.....	(76 - 76) - 152
John Inman.....	(76 - 71) - 147	Willie Wood.....	(75 - 77) - 152
Lee Trevino.....	(74 - 73) - 147	Jay Haas.....	(77 - 75) - 152
Bob Tway.....	(74 - 73) - 147	Bob Lohr.....	(80 - 72) - 152
Fred Couples.....	(69 - 78) - 147	John Huston.....	(78 - 75) - 153
Mark Hayes.....	(70 - 78) - 148	Jim Booros.....	(77 - 76) - 153
Phil Blackmar.....	(75 - 73) - 148	Denis Watson.....	(75 - 79) - 154
Dan Forsman.....	(80 - 68) - 148	Ralph Howe III.....	(80 - 86) - 156
Mac O'Grady.....	(75 - 73) - 148	Tommy Armour.....	80-wd
Lanny Wadkins.....	(73 - 75) - 148	Blaine McCallister.....	dq
Tom Sieckmann.....	(74 - 75) - 149	Billy Ray Brown.....	dq
Mark Lye.....	(73 - 76) - 149	Bill Rogers.....	dq
John Cook.....	(77 - 72) - 149	Mark Pflingston.....	dq

1989 CHAMPIONSHIP RACE

At 18

1	Ian Baker-Finch.....	65	1	IAN BAKER-FINCH.....	200
2T	Isao Aoki.....	66	2	Nick Price.....	204
2T	Fulton Allem.....	66	3	Isao Aoki.....	206
4T	Clarence Rose.....	67	4T	David Frost.....	207
4T	Mike Sullivan.....	67	4T	Clarence Rose.....	207

At 36

1	IAN BAKER-FINCH.....	135	1	IAN BAKER-FINCH.....	270
2T	David Frost.....	136	2	David Edwards.....	274
2T	Nick Price.....	136	3T	David Frost.....	276
4	Mike Sullivan.....	137	3T	Tim Simpson.....	276

HIGHLIGHTS



Ian Baker-Finch

Ian Baker-Finch became only the ninth Colonial champ in 43 years to lead the tournament from start to finish. No one has done it since. Making his second appearance here as a sponsor's exemption, Baker-Finch started things off with a smooth 65 to lead by one. Windy conditions pushed him back to a 70 on Friday, but also kept the field at bay, still one stroke behind. Then another 65 on Saturday gave him a four-stroke cushion that held up through Sunday. The young Australian joined countrymen Bruce Crampton (1965) and Bruce Devlin (1966) as Colonial's champs from "Down Under." It marked the first victory on the American Tour for Baker-Finch, but the

10th of his worldwide career.

Paul Azinger became the second player in history to eagle the fifth hole, and Chris Perry and Chip Beck each two different par threes (16 and 8, respectively) less than five minutes apart on Sunday. Early-week rains wiped out the Wednesday Pro-Am for the first time in Colonial history.

1988 COLONIAL RESULTS

May 19-22

Rank	Player	1R	2R	3R	4R	Total	Money
1	Lanny Wadkins.....	67	68	70	65	270	\$135,000
2T	Ben Crenshaw.....	69	67	68	67	271	56,000
2T	Mark Calcavecchia.....	68	69	68	66	271	56,000
2T	Joey Sindelar.....	71	65	67	68	271	56,000
5	Clarence Rose.....	67	68	65	74	274	30,000
6T	Mark Wiebe.....	72	67	69	67	275	25,125
6T	David Graham.....	71	66	70	68	275	25,125
6T	Scott Hoch.....	67	68	71	69	275	25,125
9T	Chip Beck.....	71	70	69	67	277	21,000
9T	David Frost.....	74	66	69	68	277	21,000
11T	Russ Cochran.....	71	69	72	66	278	15,900
11T	Ken Green.....	72	67	68	71	278	15,900
11T	Mark Lye.....	72	71	63	72	278	15,900
11T	John Inman.....	67	72	67	72	278	15,900
11T	John Mahaffey.....	69	71	66	72	278	15,900
16T	D.A. Weibring.....	71	67	72	69	279	10,875
16T	Mark O'Meara.....	71	71	68	69	279	10,875
16T	Tom Purtzer.....	74	68	68	69	279	10,875
16T	Mac O'Grady.....	70	70	69	70	279	10,875
16T	Paul Azinger.....	70	68	70	71	279	10,875
16T	Steve Pate.....	69	67	71	72	279	10,875
22T	Mike Hulbert.....	69	68	75	68	280	6,417
22T	Mike Donald.....	72	71	69	68	280	6,417
22T	John Cook.....	77	65	69	69	280	6,417
22T	Dave Rummells.....	71	66	73	70	280	6,417
22T	Bob Tway.....	70	70	70	70	280	6,417
22T	Bobby Wadkins.....	71	71	67	71	280	6,417
22T	Payne Stewart.....	75	65	68	72	280	6,417
22T	Lee Trevino.....	69	71	68	72	280	6,417
22T	John Huston.....	70	67	69	74	280	6,417
31T	Ed Fiori.....	68	75	69	69	281	4,547
31T	Scott Verplank.....	72	69	69	71	281	4,547
31T	Doug Tewell.....	70	70	69	72	281	4,547
31T	Mark Brooks.....	70	73	64	74	281	4,547
35T	Tom Kite.....	75	70	67	70	282	3,955
35T	Dave Stockton.....	73	69	70	70	282	3,955
37T	Scott Simpson.....	73	68	71	71	283	3,525
37T	Jodie Mudd.....	67	72	72	72	283	3,525
37T	Gil Morgan.....	70	69	68	76	283	3,525
40T	David Canipe.....	71	74	68	71	284	3,075
40T	Jeff Sluman.....	75	66	73	70	284	3,075
40T	Ronnie Black.....	69	74	69	72	284	3,075
43T	Kenny Knox.....	76	68	69	72	285	2,475
43T	Bob Lohr.....	76	69	67	73	285	2,475
43T	Jim Carter.....	70	72	70	73	285	2,475
43T	Tommy Nakajima.....	70	72	69	74	285	2,475
43T	Rick Fehr.....	70	69	70	76	285	2,475
48T	Lennie Clements.....	72	72	71	71	286	1,818
48T	<i>Billy Mayfair</i>	73	71	72	70	286	
48T	David Ogryn.....	77	68	69	72	286	1,818
48T	Ray Floyd.....	72	70	73	71	286	1,818
48T	Fuzzy Zoeller.....	76	68	69	73	286	1,818
48T	Andrew Magee.....	72	72	69	73	286	1,818
48T	Buddy Gardner.....	68	72	73	73	286	1,818
48T	Bill Glasson.....	73	68	72	73	286	1,818
48T	Corey Pavin.....	74	68	71	73	286	1,818
48T	Larry Rinker.....	70	72	70	74	286	1,818
48T	Robert Wrenn.....	72	67	71	76	286	1,818
59T	Bruce Lietzke.....	70	71	73	73	287	1,672
59T	Danny Edwards.....	69	71	72	75	287	1,672
61T	Mike Reid.....	71	74	75	68	288	1,635
61T	Sam Randolph.....	72	73	72	71	288	1,635
61T	Richard Zokol.....	73	71	73	71	288	1,635
64T	Denis Watson.....	71	72	74	72	289	1,590
64T	Curt Byrum.....	71	72	71	75	289	1,590
64T	Dan Pohl.....	73	69	71	76	289	1,590
67T	Donnie Hammond.....	72	73	74	72	291	1,552
67T	Bill Sander.....	74	70	73	74	291	1,552
69T	Howard Twitty.....	71	72	76	73	292	1,515
69T	Nick Price.....	76	68	74	74	292	1,515
69T	Rod Curl.....	74	71	71	76	292	1,515
72T	J.C. Snead.....	73	71	74	75	293	1,477
72T	Jim Thorpe.....	74	71	72	76	293	1,477
74	Bob Murphy.....	70	74	74	76	294	1,455

Names in italics designate amateurs.

DID NOT MAKE CUT

Chris Perry.....	(72 - 74) - 146	David Edwards.....	(76 - 72) - 148
Tom Watson.....	(78 - 68) - 146	Bill Rogers.....	(73 - 75) - 148
Keith Clearwater.....	(75 - 71) - 146	Peter Jacobsen.....	(76 - 73) - 149
Hal Sutton.....	(73 - 73) - 146	Hale Irwin.....	(76 - 73) - 149
Steve Jones.....	(75 - 71) - 146	Davis Love III.....	(79 - 70) - 149
Steve Elkington.....	(74 - 73) - 147	Mike Tschetter.....	(77 - 72) - 149
Andy North.....	(72 - 75) - 147	Fulton Allem.....	(77 - 73) - 150
Larry Mize.....	(75 - 72) - 147	Gary Hallberg.....	(77 - 73) - 150
Jim Hallet.....	(73 - 74) - 147	<i>Chip Carter</i>	(78 - 72) - 150
Tom Byrum.....	(74 - 73) - 147	Andy Bean.....	(76 - 75) - 151
Aki Ohmachi.....	(77 - 70) - 147	Roger Maltbie.....	(80 - 72) - 152
Morris Hatalasky.....	(74 - 73) - 147	Brian Tennyson.....	(76 - 76) - 152
Gene Sauers.....	(75 - 72) - 147	Jerry Pate.....	(79 - 75) - 154
Dave Barr.....	(73 - 74) - 147	Willie Wood.....	(77 - 80) - 157

1988 CHAMPIONSHIP RACE

At 18		At 54	
1T LANNY WADKINS.....	67	1 Clarence Rose.....	200
1T Clarence Rose.....	67	2 Joey Sindelar.....	203
1T Jodie Mudd.....	67	3 Ben Crenshaw.....	204
1T Scott Hoch.....	67	4 LANNY WADKINS.....	205
1T John Inman.....	67	5T Mark Calcavecchia.....	206
(tied with four others)			
At 36		At 72	
1T LANNY WADKINS.....	135	1 LANNY WADKINS.....	270
1T Clarence Rose.....	135	2T Ben Crenshaw.....	271
1T Scott Hoch.....	135	2T Mark Calcavecchia.....	271
4T Ben Crenshaw.....	136	2T Joey Sindelar.....	271
4T Joey Sindelar.....	136	5 Clarence Rose.....	274
4T Steve Pate.....	136		

HIGHLIGHTS



Lanny Wadkins

This one was a horseshoe from start to finish, with Lanny Wadkins scoring a dramatic birdie on the final hole to avert a four-way playoff. Wadkins' brilliant closing 65 overtook Ben Crenshaw and Joey Sindelar, who finished one shot back with Mark Calcavecchia. Former Colonial champ Crenshaw nonetheless delighted everyone with four consecutive finishing birdies, including a 40-footer on 18. The last time Colonial was won with a birdie on 18 was 1980 when Bruce Lietzke nipped, ironically, Crenshaw with a 25-footer.

Wadkins' win was a big change from his previous runs at Colonial. In fact, he skipped Colonial the previous two years because in his earlier attempts he had missed the cut four times and had never broken par in 35 rounds. His 1988 fresh start in Fort Worth paid off with three out of four sub-par rounds.

1987 COLONIAL RESULTS

May 14-17

Rank	Player	1R	2R	3R	4R	Total	Money
1	Keith Clearwater.....	67	71	64	64	266	\$108,000
2	Davis Love III.....	69	69	65	66	269	64,800
3	Dan Pohl.....	69	67	66	68	270	40,800
4T	Scott Simpson.....	67	66	70	69	272	26,400
4T	Curtis Strange.....	68	66	70	68	272	26,400
6T	Larry Mize.....	68	69	69	67	273	20,100
6T	Ben Crenshaw.....	67	69	65	72	273	20,100
6T	Jeff Sluman.....	68	69	68	68	273	20,100
9T	Tom Byrum.....	67	69	67	71	274	16,200
9T	Doug Tewell.....	68	66	68	72	274	16,200
9T	Scott Hoch.....	68	68	71	67	274	16,200
12T	Mark Lye.....	69	66	68	72	275	11,400
12T	Bobby Wadkins.....	67	69	73	66	275	11,400
12T	Chip Beck.....	66	67	71	71	275	11,400
12T	Dave Barr.....	68	70	70	67	275	11,400
12T	Bob Tway.....	68	70	70	67	275	11,400
12T	Bruce Lietzke.....	69	67	69	70	275	11,400
18T	Nick Price.....	70	68	71	67	276	8,400
18T	Gary Hallberg.....	70	68	67	71	276	8,400
18T	Fred Wadsworth.....	69	69	70	68	276	8,400
21T	Steve Elkington.....	70	63	71	73	277	6,480
21T	Tom Kite.....	69	69	69	70	277	6,480
21T	Lon Hinkle.....	68	68	70	71	277	6,480
21T	Barry Jaeckel.....	70	67	71	69	277	6,480
25T	Paul Azinger.....	70	66	70	72	278	4,680
25T	Corey Pavin.....	70	70	68	70	278	4,680
25T	Jack Renner.....	70	68	70	70	278	4,680
25T	David Frost.....	69	69	69	71	278	4,680
25T	Howard Twitty.....	69	69	69	71	278	4,680
30T	Mike Hulbert.....	72	67	69	71	279	3,566
30T	John Mahaffey.....	69	68	72	70	279	3,566
30T	Jim Colbert.....	69	70	69	71	279	3,566
30T	Mike Reid.....	68	71	68	72	279	3,566
30T	Bill Glasson.....	69	69	70	71	279	3,566
30T	Brad Fabel.....	74	64	69	72	279	3,566
30T	Bill Rogers.....	65	69	75	70	279	3,566
37T	Ed Fiori.....	69	68	71	72	280	2,760
37T	Gene Sauers.....	69	68	72	71	280	2,760
37T	Bill Sander.....	66	72	70	72	280	2,760
37T	Steve Pate.....	71	69	71	69	280	2,760
41T	Mark Brooks.....	67	71	72	71	281	2,220
41T	Peter Jacobsen.....	68	68	74	71	281	2,220
41T	Dan Forsman.....	67	72	69	73	281	2,220
41T	Hale Irwin.....	70	70	72	69	281	2,220
41T	Mark Hayes.....	68	70	72	71	281	2,220
46T	Tony Sills.....	68	70	77	67	282	1,701
46T	D. A. Weibring.....	70	69	71	72	282	1,701
46T	Tray Tyner.....	69	70	74	69	282	1,701
46T	Joey Sindelar.....	70	70	69	73	282	1,701
46T	Bob Gilder.....	68	68	73	73	282	1,701
51T	Buddy Gardner.....	69	70	72	72	283	1,436
51T	Curt Byrum.....	71	68	73	71	283	1,436
51T	Roger Maltbie.....	73	67	71	72	283	1,436
51T	Blaine McCallister.....	68	71	73	71	283	1,436
51T	Mark Calcavecchia.....	69	67	73	74	283	1,436
51T	Mark Wiebe.....	71	67	71	74	283	1,436
57	Larry Rinker.....	68	72	73	72	285	1,368
58T	Clarence Rose.....	66	74	73	73	286	1,338
58T	Pat McGowan.....	74	65	72	75	286	1,338
58T	David Edwards.....	68	70	76	72	286	1,338
58T	Dave Rummells.....	72	67	75	72	286	1,338
62	Jodie Mudd.....	70	70	73	74	287	1,303
63	Charles Coody.....	69	70	73	77	289	1,296

DID NOT MAKE CUT*

Ron Streck.....	(71 - 70) - 141	David Graham.....	(72 - 72) - 144
Tom Purtzer.....	(69 - 72) - 141	Hal Sutton.....	(69 - 75) - 144
Brian Clear.....	(70 - 71) - 141	Rick Fehr.....	(72 - 72) - 144
Gil Morgan.....	(69 - 72) - 141	Donnie Hammond.....	(71 - 73) - 144
Payne Stewart.....	(71 - 70) - 141	Phil Blackmar.....	(73 - 71) - 144
Kenny Knox.....	(71 - 70) - 141	<i>Billy Mayfair</i>	(73 - 71) - 144
Larry Nelson.....	(71 - 70) - 141	John Inman.....	(75 - 70) - 145
John Cook.....	(70 - 71) - 141	Al Geiberger.....	(75 - 70) - 145
Kenny Perry.....	(74 - 67) - 141	Rod Curl.....	(72 - 73) - 145
Sam Randolph.....	(71 - 71) - 142	Tim Simpson.....	(70 - 76) - 146
Scott Verplank.....	(71 - 71) - 142	Gary Koch.....	(72 - 74) - 146
Fred Couples.....	(72 - 70) - 142	Willie Wood.....	(74 - 73) - 147
Lee Trevino.....	(69 - 73) - 142	Homero Blancas.....	(74 - 73) - 147
Jay Haas.....	(73 - 69) - 142	Andy North.....	(76 - 72) - 148
Andy Bean.....	(72 - 70) - 142	Steve Jones.....	(80 - 69) - 149
David Ogrin.....	(69 - 74) - 143	Ernie Gonzalez.....	(76 - 73) - 149
Ronnie Black.....	(74 - 69) - 143	Denis Watson.....	(76 - 73) - 149
Mac O'Grady.....	(72 - 71) - 143	Mike Sullivan.....	(77 - 76) - 153
Lennie Clements.....	(70 - 73) - 143	Dave Stockton.....	74-wd
Danny Edwards.....	(73 - 70) - 143	Mark McCumber.....	77-wd
Tom Watson.....	(70 - 73) - 143	Mark O'Meara.....	80-wd

1987 CHAMPIONSHIP RACE

At 18		At 36	
1	Bill Rogers.....	65	19T(six players tied at 137)
2T	Bill Sander.....	66	25TKEITH CLEARWATER.....138
2T	Chip Beck.....	66	(tied with 18 others)
2T	Clarence Rose.....	66	At 54
5T	KEITH CLEARWATER.....	67	1 Ben Crenshaw.....
	(tied with six others)		2 KEITH CLEARWATER.....202
	At 36		2T Doug Tewell.....
1T	Chip Beck.....	133	2T Dan Pohl.....
1T	Steve Elkington.....	133	At 72
1T	Scott Simpson.....	133	1 KEITH CLEARWATER.....266
4T	Bill Rogers.....	134	2 Davis Love III.....
4T	Doug Tewell.....	134	3 Dan Pohl.....
4T	Curtis Strange.....	134	4T Scott Simpson.....
7	Mark Lye.....	135	4T Curtis Strange.....
8T	(11 players tied at 136)		

HIGHLIGHTS



Keith Clearwater

In a record-breaking year of low scores under nearly ideal playing conditions, Colonial saw its lowest cut ever — at even par 140 — and had an incredible 36 players finish under par for the tournament. A Friday washout of round two set up a 36-hole Sunday finish. After the cut, the entire field of 63 players were within seven shots of each other.

On Sunday, former Colonial champ Ben Crenshaw seized the lead going into the afternoon round, playing with defending champion Dan Pohl, who was tied for second just one stroke behind. The 64 and 65 turned in that morning by Keith Clearwater and Davis Love III, respectively, went almost unnoticed. Unnoticed, that is, until both players maintained that phenomenal pace through the afternoon. Clearwater's 64-64 finish overshadowed the equally awesome 65-66 performance by Love, who finished three strokes back. Both players finished the tournament on No. 9, as Pohl, finishing on 18, became the only other player to get within five strokes of the winner. Tying the then 14-under-par tournament record, Clearwater was only the third player in Colonial history to win on his first try.

*Because of a rain delay, 36 holes were played on Sunday. This reduced the cut to the top 60 players instead of the top 70. Players at 141 who did not play final 36, were thus paid \$1,236 each.

1986 COLONIAL RESULTS

May 15-18

Rank	Player	1R	2R	3R	Total	Money
1	Dan Pohl.....	68	69	68	205*	\$108,000
2	Payne Stewart.....	72	67	66	205*	64,800
3T	Tom Watson.....	75	68	64	207	31,200
3T	Bernhard Langer.....	70	70	67	207	31,200
3T	Bill Rogers.....	67	71	69	207	31,200
6T	David Frost.....	70	71	67	208	20,100
6T	Mike Sullivan.....	70	69	69	208	20,100
6T	Gene Sauers.....	66	72	70	208	20,100
9T	Paul Azinger.....	75	67	67	209	15,600
9T	Ronnie Black.....	71	68	70	209	15,600
9T	Bob Tway.....	69	68	72	209	15,600
9T	David Edwards.....	69	67	73	209	15,600
13T	Jim Colbert.....	72	70	68	210	10,920
13T	Barry Jaeckel.....	72	70	68	210	10,920
13T	Lee Trevino.....	73	68	69	210	10,920
13T	Bobby Wadkins.....	70	71	69	210	10,920
13T	Bob Gilder.....	73	65	72	210	10,920
18T	Steve Pate.....	72	71	68	211	7,302
18T	Bruce Lietzke.....	70	70	71	211	7,302
18T	Buddy Gardner.....	69	71	71	211	7,302
18T	Tony Sills.....	72	71	68	211	7,302
18T	Ken Green.....	74	66	71	211	7,302
18T	Nick Price.....	68	76	67	211	7,302
18T	Howard Twitty.....	68	68	75	211	7,302
25T	Ben Crenshaw.....	70	72	70	212	4,387
25T	Scott Simpson.....	68	74	70	212	4,387
25T	Lennie Clements.....	68	72	72	212	4,387
25T	Doug Tewell.....	69	70	73	212	4,387
25T	Jay Haas.....	70	70	72	212	4,387
25T	D.A. Weibring.....	68	70	74	212	4,387
25T	Bob Lohr.....	69	69	74	212	4,387
25T	Corey Pavin.....	70	68	74	212	4,387
33T	Curtis Strange.....	75	68	70	213	3,315
33T	Joey Sindelar.....	71	71	71	213	3,315
33T	Wayne Grady.....	73	69	71	213	3,315
33T	Calvin Peete.....	71	69	73	213	3,315
37T	Fuzzy Zoeller.....	74	68	72	214	2,640
37T	Jim Thorpe.....	68	73	73	214	2,640
37T	Keith Fergus.....	72	70	72	214	2,640
37T	Roger Maltbie.....	70	70	74	214	2,640
37T	Lon Hinkle.....	75	68	71	214	2,640
37T	Fred Couples.....	76	68	70	214	2,640
43T	Hal Sutton.....	70	71	74	215	1,788
43T	Bill Glasson.....	73	70	72	215	1,788
43T	Gil Morgan.....	76	68	71	215	1,788
43T	Denise Watson.....	73	71	71	215	1,788
43T	Tom Kite.....	72	72	71	215	1,788
43T	Gary Koch.....	72	72	71	215	1,788
43T	Mark Lye.....	71	73	71	215	1,788
43T	Larry Mize.....	72	73	70	215	1,788
43T	Bob Murphy.....	72	67	76	215	1,788
52T	Dan Halldorson.....	72	70	74	216	1,392
52T	Kenny Knox.....	70	71	75	216	1,392
52T	Mark Brooks.....	73	68	75	216	1,392
52T	Al Geiberger.....	74	69	73	216	1,392
52T	Mike Hulbert.....	73	67	76	216	1,392
52T	Charles Bolling.....	72	67	77	216	1,392
58T	Ron Streck.....	71	72	74	217	1,290
58T	David Graham.....	73	70	74	217	1,290
58T	Mark Wiebe.....	72	71	74	217	1,290
58T	Andy North.....	70	73	74	217	1,290
58T	Bill Kratzert.....	70	73	74	217	1,290
58T	Phil Blackmar.....	74	69	74	217	1,290
58T	Tim Norris.....	73	71	73	217	1,290
58T	Pat McGowan.....	74	71	72	217	1,290
58T	Mike Reid.....	72	73	72	217	1,290
58T	Peter Jacobsen.....	78	68	71	217	1,290
68T	Greg Ladehoff.....	75	67	76	218	1,206
68T	Danny Edwards.....	68	72	78	218	1,206
68T	Mac O'Grady.....	69	76	73	218	1,206
68T	George Archer.....	74	72	72	218	1,206
72T	Hale Irwin.....	74	72	73	219	1,164
72T	Mark Pfeil.....	71	75	73	219	1,164
72T	Ken Brown.....	74	72	73	219	1,164
75	Mike Donald.....	74	72	77	223	1,140

*In sudden death, Pohl beat Stewart with birdie on first extra hole.


DID NOT MAKE CUT

David Ogrin.....	(72 - 75) - 147	Gary Hallberg.....	(79 - 70) - 149
Willie Wood.....	(77 - 70) - 147	Bob Eastwood.....	(74 - 75) - 149
Rod Curl.....	(74 - 73) - 147	Larry Rinker.....	(78 - 72) - 150
Clarence Rose.....	(76 - 71) - 147	Woody Blackburn.....	(79 - 71) - 150
Jack Kay Jr.....	(76 - 72) - 148	Jack Renner.....	(77 - 74) - 151
Ed Fiori.....	(75 - 73) - 148	Chip Beck.....	(80 - 71) - 151
Tom Byrum.....	(71 - 77) - 148	Brett Upper.....	(78 - 75) - 153
John Mahaffey.....	(76 - 72) - 148	Dan Forsman.....	(81 - 74) - 155
Tom Weiskopf.....	(79 - 69) - 148	Tom Sieckmann.....	(74 - 81) - 155
Dave Barr.....	(75 - 74) - 149	Jim Sorenson.....	(79 - 77) - 156
John Cook.....	(74 - 75) - 149	Charles Coody.....	78-wd
Mike Smith.....	(72 - 77) - 149	Tom Purtzer.....	80-wd
Leonard Thompson.....	(76 - 73) - 149	Tim Simpson.....	wd
Davis Love III.....	(77 - 72) - 149		

1986 CHAMPIONSHIP RACE

At 18		At 36		
1	Gene Sauers.....	66	1T David Edwards.....	136
2	Bill Rogers.....	67	1T Howard Twitty.....	136
3T	DAN POHL.....	68	3T DAN POHL.....	137
3T	Nick Price.....	68	3T Bob Tway.....	137
3T	Jim Thorpe.....	68		
			At 54	
3T	Scott Simpson.....	68	1 DAN POHL.....	205
3T	Danny Edwards.....	68	2 Payne Stewart.....	205
3T	Lennie Clements.....	68	3T Tom Watson.....	207
3T	Howard Twitty.....	68	3T Bernhard Langer.....	207
3T	D.A. Weibring.....	68	3T Bill Rogers.....	207

HIGHLIGHTS



Dan Pohl

In the windy 40th anniversary of the Colonial, no one could break away from the pack in the first two rounds. Then heavy rains prevented players from stepping onto the course Saturday, setting up a Sunday horseshoe and Colonial's first-ever 54-hole tournament.

Tom Watson and Bernhard Langer exchanged fierce charges in the final round, but settled in a tie for third with Bill Rogers at three under par, behind Dan Pohl and Payne Stewart, who went to sudden death at five under par. Pohl promptly birdied the first extra hole (#16) to make Stewart Colonial's bridesmaid for the second time in three years. Pohl

carded three consecutive sub-par rounds en route to his first professional victory, which also pushed him over the million dollar mark in career earnings.

Watson's finish, the sixth time in his last eight appearances to be in Colonial's top five, pushed him over the \$4 million career earnings mark on the Tour.

Names in italics designate amateurs.

1985 COLONIAL RESULTS

May 16-19

Rank	Player	1R	2R	3R	4R	Total	Money
1	Corey Pavin.....	66	64	68	68	266	\$90,000
2	Bob Murphy.....	68	70	65	67	270	54,000
3	Scott Hoch.....	69	68	66	69	272	34,000
4T	Nick Price.....	69	70	70	64	273	22,000
4T	Mark O'Meara.....	66	68	71	68	273	22,000
6	Larry Mize.....	71	70	65	68	274	18,000
7T	Buddy Gardner.....	68	70	68	69	275	15,063
7T	Joey Sindelar.....	71	72	62	70	275	15,063
7T	Willie Wood.....	66	69	72	68	275	15,063
7T	John Mahaffey.....	70	66	71	68	275	15,063
11T	D.A. Weibring.....	73	67	68	68	276	11,000
11T	Mike Donald.....	68	68	68	72	276	11,000
11T	Tim Norris.....	69	66	70	71	276	11,000
11T	Mike Smith.....	67	69	74	66	276	11,000
15T	Mark Pfeil.....	71	67	72	68	278	8,250
15T	Hal Sutton.....	70	68	67	73	278	8,250
15T	Larry Nelson.....	70	68	71	69	278	8,250
15T	Lee Trevino.....	70	69	68	71	278	8,250
19T	Keith Fergus.....	72	70	68	69	279	5,643
19T	Ray Floyd.....	72	66	70	71	279	5,643
19T	Bill Kratzert.....	68	70	70	71	279	5,643
19T	Mike Reid.....	72	67	69	71	279	5,643
19T	Lon Hinkle.....	68	69	71	71	279	5,645
19T	Peter Jacobsen.....	67	73	69	70	279	5,643
19T	Payne Stewart.....	71	71	66	71	279	5,643
26T	Gibby Gilbert.....	71	72	69	68	280	3,403
26T	Chip Beck.....	67	70	68	75	280	3,403
26T	Rex Caldwell.....	70	68	71	71	280	3,403
26T	Roger Maltbie.....	69	69	70	72	280	3,403
26T	Bill Glasson.....	68	71	64	77	280	3,403
26T	Jim Thorpe.....	66	72	69	73	280	3,403
26T	Mac O'Grady.....	68	70	74	68	280	3,403
26T	Tim Simpson.....	69	73	71	67	280	3,403
26T	Paul Azinger.....	70	67	70	73	280	3,403
35T	Donnie Hammond.....	70	68	71	72	281	2,465
35T	Ron Streck.....	68	69	69	75	281	2,465
35T	Tom Watson.....	74	66	73	68	281	2,465
35T	Howard Twitty.....	72	69	72	68	281	2,465
35T	Don Pooley.....	73	68	71	69	281	2,465
40T	Dan Halldorson.....	68	67	75	72	282	1,900
40T	Russ Cochran.....	71	70	73	68	282	1,900
40T	Danny Edwards.....	74	69	65	74	282	1,900
40T	David Edwards.....	70	71	67	74	282	1,900
40T	Doug Tewell.....	71	71	68	72	282	1,900
40T	Bobby Wadkins.....	69	69	71	73	282	1,900
46T	Tommy Nakajima.....	70	67	74	72	283	1,500
46T	Bruce Lietzke.....	70	73	66	74	283	1,500
48T	Charles Coody.....	69	73	72	70	284	1,290
48T	Andy Bean.....	72	68	73	71	284	1,290
48T	John Adams.....	70	69	75	70	284	1,290
48T	Jim Nelford.....	74	69	72	69	284	1,290
52T	George Archer.....	72	68	70	75	285	1,143
52T	Dave Stockton.....	70	69	70	76	285	1,143
52T	Ralph Landrum.....	71	70	72	72	285	1,143
52T	Ian Baker-Finch.....	71	71	69	74	285	1,143
52T	Tom Kite.....	72	71	69	73	285	1,143
52T	Dave Barr.....	72	71	72	70	285	1,143
52T	David Graham.....	67	70	74	74	285	1,143
52T	Gary Hallberg.....	69	68	75	73	285	1,143
52T	Gil Morgan.....	71	72	69	73	285	1,143
61T	Larry Rinker.....	70	72	71	73	286	1,080
61T	Chi Chi Rodriguez.....	68	74	71	73	286	1,080
61T	Tom Purtzer.....	69	71	74	72	286	1,080
61T	Steve Elkington.....	73	68	74	71	286	1,080
65T	Curtis Strange.....	72	69	70	76	287	1,045
65T	George Burns.....	71	69	75	72	287	1,045
65T	Vance Heafner.....	73	70	71	73	287	1,045
65T	Tony Sills.....	70	70	75	72	287	1,045
69T	John Cook.....	69	71	74	74	288	1,010
69T	Bob Lohr.....	73	69	71	75	288	1,010
69T	Fred Couples.....	73	68	77	70	288	1,010
72	Pat McGowan.....	67	76	71	75	289	990

Names in italics designate amateurs.


DID NOT MAKE CUT

Brad Faxon.....	(73 - 71) - 144	Al Geiberger.....	(74 - 72) - 146
Hale Irwin.....	(74 - 70) - 144	Ronnie Black.....	(73 - 73) - 146
Loren Roberts.....	(72 - 72) - 144	Mark McCumber.....	(74 - 72) - 146
Bill Rogers.....	(73 - 71) - 144	Jerry Pate.....	(74 - 73) - 147
Gary Koch.....	(75 - 69) - 144	Andy North.....	(72 - 75) - 147
J.C. Snead.....	(73 - 72) - 145	Lanny Wadkins.....	(73 - 74) - 147
Bob Eastwood.....	(74 - 71) - 145	Fuzzy Zoeller.....	(73 - 75) - 148
Jack Renner.....	(70 - 75) - 145	Clarence Rose.....	(76 - 73) - 149
Dan Pohl.....	(75 - 70) - 145	Woody Blackburn.....	(76 - 73) - 149
Ed Fiori.....	(71 - 74) - 145	Dan Forsman.....	(72 - 77) - 149
Mark Lye.....	(73 - 72) - 145	Gary McCord.....	(73 - 76) - 149
Jim Colbert.....	(73 - 72) - 145	David Frost.....	(74 - 76) - 150
Barry Jaeckel.....	(68 - 77) - 145	Phil Simons.....	(77 - 74) - 151
Peter Oosterhuis.....	(76 - 69) - 145	Jim Blackmar.....	(80 - 73) - 153
Scott Verplank.....	(74 - 71) - 145	Ben Crenshaw.....	(79 - 75) - 154

1985 CHAMPIONSHIP RACE

At 18		At 36			
1T	COREY PAVIN.....	66	3T	Tim Norris.....	135
1T	Mark O'Meara.....	66	3T	Willie Wood.....	135
1T	Jim Thorpe.....	66	At 54		
1T	Willie Wood.....	66	1	COREY PAVIN.....	198
5T	Chip Beck.....	67	2T	Bill Glasson.....	203
5T	Pat McGowan.....	67	2T	Bob Murphy.....	203
5T	Mike Smith.....	67	2T	Scott Hoch.....	203
5T	Peter Jacobsen.....	67	5	Mike Donald.....	204
5T	David Graham.....	67	At 72		
At 36		1	COREY PAVIN.....	266	
1	COREY PAVIN.....	130	2	Bob Murphy.....	270
2	Mark O'Meara.....	134	3	Scott Hoch.....	272
3T	Dan Halldorson.....	135			

HIGHLIGHTS



Corey Pavin

Course records fell like gimme putts, with champion Corey Pavin leading the assault by posting the lowest ever winning total to date of 266. Pavin also set a new 36-hole record of 130 and tied the 54-hole mark of 198. Pavin led the tournament from start to finish and carded four sub-par rounds to win \$90,000.

Joey Sindelar set a course record 62 for 18 holes and Tom Watson fired a course record 29 on the front nine. There were a record 118 sub-par rounds for the tournament as well as sub-par round records for 18, 36 and 54 holes. A then-record 25 players finished the tournament under par.

Pavin shot a 66 in the first round and was tied for the lead with three others, but came back with rounds of 64-68-68 to win by four strokes. At age 25 years, six months and three days, Pavin became the youngest player ever to win at Colonial, until 2001 when Sergio Garcia won at age 21.

1984 COLONIAL RESULTS

May 17-20

Rank	Player	1R	2R	3R	4R	Total	Money
1	Peter Jacobsen	64	71	65	70	270*	\$90,000
2	Payne Stewart	68	66	64	72	270*	54,000
3	Gil Morgan	66	67	70	72	275	34,000
4T	Tom Watson	66	72	69	70	277	18,850
4T	Tom Kite	70	69	67	71	277	18,850
4T	Tony Sills	67	71	69	70	277	18,850
4T	Mark Pfeil	72	67	69	69	277	18,850
4T	Ben Crenshaw	69	71	68	69	277	18,850
9T	Ray Floyd	72	68	69	69	278	14,000
9T	Mike Sullivan	68	71	70	69	278	14,000
11T	Rex Caldwell	69	68	73	69	279	11,000
11T	D. A. Weibring	66	71	70	72	279	11,000
11T	Mark Lye	66	70	73	70	279	11,000
11T	Mike Reid	66	71	74	68	279	11,000
15T	Scott Hoch	69	67	74	70	280	8,500
15T	Sammy Rachels	68	67	74	71	280	8,500
15T	Dan Pohl	69	68	74	69	280	8,500
18T	Seve Ballesteros	68	70	73	70	281	5,485
18T	Peter Oosterhuis	69	70	71	71	281	5,485
18T	Corey Pavin	70	69	73	69	281	5,485
18T	Fuzzy Zoeller	69	73	70	69	281	5,485
18T	George Burns	74	70	71	66	281	5,485
18T	George Archer	70	70	70	71	281	5,485
18T	Ron Streck	71	69	68	73	281	5,485
18T	Russ Cochran	70	71	73	67	281	5,485
18T	Curtis Strange	67	71	71	72	281	5,485
18T	Bruce Lietzke	68	72	70	71	281	5,485
28T	Bill Rogers	71	71	67	73	282	3,400
28T	Mark McCumber	69	72	69	72	282	3,400
28T	Brad Bryant	73	72	67	70	282	3,400
28T	Bobby Wadkins	68	71	70	73	282	3,400
28T	Mike Donald	72	67	70	73	282	3,400
33T	Larry Nelson	70	72	71	70	283	2,585
33T	Craig Stadler	70	67	72	74	283	2,585
33T	Chi Chi Rodriguez	70	68	72	73	283	2,585
33T	John Cook	70	68	73	72	283	2,585
33T	David Edwards	68	71	72	72	283	2,585
33T	Jim Thorpe	69	71	72	71	283	2,585
33T	Jim Colbert	70	69	73	71	283	2,585
40T	Danny Edwards	67	74	71	72	284	1,950
40T	Bill Kratzert	68	77	69	70	284	1,950
40T	Dave Stockton	71	70	69	74	284	1,950
40T	Gary Koch	72	68	71	73	284	1,950
40T	Mike Nicolette	72	73	69	70	284	1,950
45T	Tim Simpson	75	70	73	67	285	1,600
45T	Mark Hayes	71	69	75	70	285	1,600
47T	John Adams	70	72	69	75	286	1,244
47T	Larry Mize	74	70	69	73	286	1,244
47T	Pat McGowan	70	69	76	71	286	1,244
47T	Johnny Miller	69	68	76	73	286	1,244
47T	Chip Beck	68	73	71	74	286	1,244
47T	Ronnie Black	71	68	73	74	286	1,244
47T	Mark O'Meara	71	72	75	68	286	1,244
47T	Greg Norman	75	70	73	68	286	1,244
47T	David Graham	73	68	74	71	286	1,244
47T	Charles Coody	73	71	71	71	286	1,244
57T	Ed Fiori	69	69	75	74	287	1,125
57T	Tom Purtzer	73	71	71	72	287	1,125
59T	Keith Fergus	72	71	74	71	288	1,105
59T	Tim Norris	71	67	72	78	288	1,105
59T	Steve Elkington	68	73	73	74	288	
62T	Doug Tewell	70	73	69	77	289	1,075
62T	Jack Renner	74	70	73	72	289	1,075
62T	Lee Trevino	75	70	74	70	289	1,075
62T	Donnie Hammond	73	70	72	74	289	1,075
66T	Jim Nelford	73	70	73	74	290	1,045
66T	Buddy Gardner	69	75	71	75	290	1,045
68T	Tom Weiskopf	71	71	74	75	291	1,015
68T	Al Geiberger	72	72	70	77	291	1,015
68T	Nick Price	69	74	75	73	291	1,015
68T	Larry Rinker	69	73	74	75	291	1,015
72	Pat Lindsey	70	75	73	75	293	990
73T	Vance Heafner	70	74	73	77	294	975
73T	Gary Hallberg	69	71	74	80	294	975
75	Joey Sindelar	68	75	74	80	297	960
76	Ed Sneed	75	69	76	80	300	950

DID NOT MAKE CUT

Jay Haas	(74 - 72) - 146	Don Pooley	(79 - 69) - 148
Roger Maltbie	(74 - 72) - 146	Gary McCord	(75 - 73) - 148
Bobby Clampett	(71 - 75) - 146	Andy North	(76 - 73) - 149
John Mahaffey	(72 - 74) - 146	Bob Gilder	(72 - 77) - 149
Mac O'Grady	(73 - 73) - 146	Leonard Thompson	(73 - 77) - 150
Frank Conner	(72 - 74) - 146	Dave Eichelberger	(74 - 77) - 151
Willie Wood	(71 - 75) - 146	Barry Jaeckel	(74 - 79) - 153
Bob Eastwood	(71 - 75) - 146	Mark Brooks	(76 - 77) - 153
Hal Sutton	(71 - 75) - 146	Bob Murphy	(78 - 75) - 153
Danny Mijovic	(71 - 76) - 147	Bruce Devlin	(76 - 77) - 153
Lanny Wadkins	(72 - 75) - 147	Scott Simpson	142-dq
J. C. Snead	(71 - 76) - 147	Phil Hancock	74-wd
Steve Melnyk	(71 - 76) - 147	Lon Hinkle	80-wd

1984 CHAMPIONSHIP RACE

At 18		At 36		
1	PETER JACOBSEN	64	3T PETER JACOBSEN	135
2T	Mike Reid	66	3T Sammy Rachels	135
2T	Mark Lye	66	5T Scott Hoch	136
2T	Gil Morgan	66	5T Mark Lye	136
2T	Tom Watson	66		
2T	D. A. Weibring	66		
7T	Scott Simpson	67		
7T	Danny Edwards	67		
7T	Tony Sills	67		
7T	Curtis Strange	67		
At 36		At 72		
1	Gil Morgan	133	1T PETER JACOBSEN	270
2	Payne Stewart	134	1T Payne Stewart	270
			3 Gil Morgan	175

HIGHLIGHTS



Peter Jacobsen

After going two decades without a playoff, Colonial had back-to-back sudden-deaths in 1983 and 1984. This time it took Peter Jacobsen only one extra hole as he dropped a birdie to defeat Payne Stewart and claim \$90,000.

It was an exciting tournament as two holes-in-one were scored for the first time, and Ben Crenshaw carded the first eagle ever on No. 5, Colonial's toughest hole. A then-record 93 sub-par rounds were fired. Stewart took the 54-hole lead with a record score of 198 and held a one-stroke lead going into the final hole. Stewart's tee shot landed near a bridge on the 18th and he bogied. Jacobsen snared

a par to send the pair into sudden-death.

**In sudden death playoff, Jacobsen beat Stewart with birdie on first hole.*

Names in italics designate amateurs.

1983 COLONIAL RESULTS

May 12-15

Rank	Player	1R	2R	3R	4R	Total	Money
1	Jim Colbert.....	69	67	70	72	278*	\$72,000
2	Fuzzy Zoeller.....	68	70	68	72	278*	43,200
3T	Lon Hinkle.....	70	72	67	70	279	23,200
3T	Bruce Lietzke.....	69	67	72	71	279	23,200
5T	Peter Jacobsen.....	70	69	67	74	280	12,657
5T	Bob Murphy.....	70	66	75	69	280	12,657
5T	Bobby Wadkins.....	68	64	74	74	280	12,657
5T	Gary Hallberg.....	66	67	75	72	280	12,657
5T	Gary Koch.....	69	69	72	70	280	12,657
5T	Mark McNulty.....	70	67	72	71	280	12,657
5T	Mike Reid.....	67	69	70	74	280	12,657
12T	Hale Irwin.....	67	72	71	71	281	7,600
12T	Bobby Clampett.....	72	73	65	71	281	7,600
12T	John Mahaffey.....	71	68	69	73	281	7,600
12T	Thomas Gray.....	70	67	71	73	281	7,600
12T	Bob Eastwood.....	69	68	74	70	281	7,600
12T	Tom Kite.....	68	73	70	70	281	7,600
18T	Frank Conner.....	70	69	71	72	282	4,700
18T	Mike Sullivan.....	68	70	72	72	282	4,700
18T	Joe Inman.....	66	72	69	75	282	4,700
18T	Keith Fergus.....	69	70	72	71	282	4,700
18T	Bruce Devlin.....	73	69	70	70	282	4,700
18T	Gil Morgan.....	68	69	74	71	282	4,700
18T	Chip Beck.....	72	72	70	68	282	4,700
18T	Jim Nelford.....	68	67	75	72	282	4,700
26T	Rex Caldwell.....	67	68	75	73	283	3,140
26T	Ed Fiori.....	69	66	75	73	283	3,140
28T	Jack Nicklaus.....	66	75	74	69	284	2,720
28T	George Archer.....	69	73	72	70	284	2,720
28T	Al Geiberger.....	71	70	69	74	284	2,720
28T	Howard Twitty.....	69	74	68	73	284	2,720
28T	Fred Couples.....	73	68	75	68	284	2,720
33T	Andy North.....	69	72	68	76	285	2,260
33T	Danny Edwards.....	71	71	69	74	285	2,260
33T	Brad Bryant.....	70	74	70	71	285	2,260
36T	David Edwards.....	70	68	71	77	286	2,010
36T	Mike McCullough.....	67	72	73	74	286	2,010
38T	Peter Oosterhuis.....	70	72	73	72	287	1,760
38T	Ed Sneed.....	70	70	72	75	287	1,760
38T	Donnie Hammond.....	72	71	74	70	287	1,760
38T	Miller Barber.....	73	69	73	72	287	1,760
42T	Mike Donald.....	71	73	72	72	288	1,322
42T	Mike Nicolette.....	68	74	72	74	288	1,322
42T	Larry Mize.....	72	70	72	74	288	1,322
42T	Dan Pohl.....	68	73	71	76	288	1,322
42T	<i>Brandel Chamblee.....</i>	75	70	70	73	288	1,322
42T	Andy Bean.....	70	74	71	73	288	1,322
42T	Bill Rogers.....	72	73	69	74	288	1,322
42T	John Cook.....	70	68	74	76	288	1,322
50T	Bruce Fleisher.....	73	69	75	72	289	987
50T	Jay Haas.....	72	73	73	71	289	987
50T	David Graham.....	75	69	72	73	289	987
50T	Woody Blackburn.....	73	71	72	73	289	987
50T	Mark McCumber.....	67	72	75	75	289	987
55T	Barry Jaeckel.....	76	68	73	73	290	920
55T	Mark Lye.....	72	70	73	75	290	920
55T	Charles Coody.....	74	70	71	75	290	920
58T	Pat McGowan.....	72	70	74	75	291	884
58T	Leonard Thompson.....	75	70	71	75	291	884
58T	John Fought.....	70	71	74	76	291	884
58T	Mark Pfeil.....	71	73	71	76	291	884
58T	Ben Crenshaw.....	69	69	80	73	291	884
58T	Denis Watson.....	72	71	72	76	291	884
64	Victor Regalado.....	71	72	75	74	292	856
65T	Dan Halldorson.....	72	70	72	79	293	840
65T	Dave Stockton.....	73	70	73	77	293	840
65T	Mark Hayes.....	73	72	75	73	293	840
68T	Larry Rinker.....	77	68	74	75	294	820
68T	Jerry Heard.....	71	71	72	80	294	820
70T	Tom Weiskopf.....	73	66	75	81	295	800
70T	Jim Thorpe.....	69	75	75	76	295	800
70T	Bob Gilder.....	71	73	73	78	295	800
73	Doug Tewell.....	71	73	71	81	296	874

DID NOT MAKE CUT

Lee Trevino.....	(74 - 72) - 146	Chi Chi Rodriguez.....	(73 - 76) - 149
Gene Littler.....	(75 - 71) - 146	Mark Brooks.....	(75 - 74) - 149
Jim Simons.....	(75 - 71) - 146	Jodie Mudd.....	(71 - 78) - 149
George Burns.....	(73 - 73) - 146	Vance Heafner.....	(74 - 75) - 149
Hal Sutton.....	(76 - 70) - 146	Mike Holland.....	(77 - 73) - 150
Bob Shearer.....	(73 - 73) - 146	Rod Curl.....	(77 - 74) - 151
Roger Maltbie.....	(73 - 74) - 147	Dave Eichelberger.....	(75 - 77) - 152
Tim Norris.....	(74 - 73) - 147	Lennie Clements.....	(79 - 73) - 152
Don January.....	(74 - 73) - 147	Mac O'Grady.....	(77 - 76) - 153
John Adams.....	(73 - 74) - 147	Steve Melnyk.....	(79 - 74) - 153
Tim Simpson.....	(72 - 75) - 147	Tom Jenkins.....	(75 - 78) - 153
Jack Renner.....	(69 - 78) - 147	Bill Britton.....	(78 - 83) - 161
Tommy Valentine.....	(70 - 78) - 148	Tom Purtzer.....	75-dq
Mark O'Meara.....	(76 - 73) - 149	Curtis Strange.....	76-wd
Morris Hatalsky.....	(74 - 75) - 149		

1983 CHAMPIONSHIP RACE

At 18		At 36	
1T Jack Nicklaus.....	66	1 Bobby Wadkins.....	132
1T Gary Hallberg.....	66	2 Gary Hallberg.....	133
1T Joe Inman.....	66	3T Jim Nelford.....	135
4T Hale Irwin.....	67	3T Ed Fiori.....	135
4T Mark McCumber.....	67	3T Rex Caldwell.....	135
4T Mike Reid.....	67	6T JIM COLBERT.....	136
4T Mike McCullough.....	67		(tied with three others)
4T Rex Caldwell.....	67		
9T Mike Nicolette.....	68		
9T Gil Morgan.....	68	1T JIM COLBERT.....	206
9T Dan Pohl.....	68	1T Fuzzy Zoeller.....	206
9T Jim Nelford.....	68	1T Peter Jacobsen.....	206
9T Mike Sullivan.....	68	1T Bobby Wadkins.....	206
9T Bobby Wadkins.....	68	1T Mike Reid.....	206
9T Fuzzy Zoeller.....	68		
9T Tom Kite.....	68		
11T JIM COLBERT.....	69		
	(tied with 11 others)		
		1T JIM COLBERT.....	278
		1T Fuzzy Zoeller.....	278
		3T Lon Hinkle.....	279
		3T Bruce Lietzke.....	279

HIGHLIGHTS



Jim Colbert

After 54 holes, Jim Colbert was tied with four other golfers. After 72 holes, he still was tied with Fuzzy Zoeller. So, it took six more holes of play before Colbert could be crowned champion. It was the first sudden-death playoff in Colonial history, and Colbert won it with a six-foot par putt. He almost threw the tournament away on the 72nd hole when his ball went over the green and into 'Crampton's Lake', but he scrambled to a bogey. Zoeller missed a seven-foot putt on the 72nd hole to send Colonial into overtime.

When Colbert told Zoeller afterwards that he didn't care about the money - only the title, Zoeller, the '81 champ, replied, "Why didn't you tell me?"

*In sudden death playoff, Colbert beat Zoeller with par on sixth hole.

Names in italics designate amateurs.

1982 COLONIAL RESULTS

May 13-16

Rank	Player	1R	2R	3R	4R	Total	Money	Rank	Player	1R	2R	3R	4R	Total	Money
1	Jack Nicklaus	66	70	70	67	273	\$63,000	76T	Ed Fiori	73	73	78	71	295	655
2	Andy North	68	69	67	72	276	37,800	76T	Arnold Palmer	68	73	78	76	295	655
3	Jerry Pate	68	69	68	71	277	23,800	78	Miller Barber	71	73	76	76	296	644
4	Tom Kite	68	68	74	68	278	16,800	79	D. A. Weibring	70	77	75	75	297	637
5T	Lennie Clements	66	69	75	70	280	12,294	80	David Graham	73	71	76	79	299	630
5T	Bob Eastwood	74	71	70	65	280	12,294	81	Jim Thorpe	73	71	81	78	303	623
5T	Joe Inman	68	73	70	69	280	12,294	DID NOT MAKE CUT							
5T	Tom Purtzer	69	74	67	70	280	12,294	Denis Watson	(73 - 75)	- 148	Don Pooley	(75 - 76)	- 151		
9T	Danny Edwards	72	68	66	75	281	9,800	Gary Hallberg	(76 - 72)	- 148	Rod Curl	(74 - 77)	- 151		
9T	Lee Trevino	72	74	67	68	281	9,800	Lee Elder	(73 - 76)	- 149	Lyn Lott	(75 - 77)	- 152		
11T	Frank Conner	71	70	69	72	282	7,700	Bob Shearer	(76 - 73)	- 149	Mike McCullough	(74 - 78)	- 152		
11T	Hubert Green	73	66	76	67	282	7,700	Scott Simpson	(76 - 74)	- 150	Mike Holland	(78 - 75)	- 153		
11T	Steve Melnyk	74	69	69	70	282	7,700	Jim Colbert	(75 - 75)	- 150	Mark Hayes	(77 - 77)	- 154		
11T	Curtis Strange	72	71	69	70	282	7,700	Willie Wood	(73 - 77)	- 150	Mark O'Meara	(75 - 79)	- 154		
15T	Chip Beck	73	74	69	67	283	5,600	Rex Caldwell	(75 - 75)	- 150	Dave Stockton	(78 - 76)	- 154		
15T	George Burns	73	72	71	67	283	5,600	Ray Floyd	(77 - 73)	- 150	Danny Briggs	(72 - 83)	- 155		
15T	Bruce Lietzke	71	74	69	69	283	5,600	Dan Halldorson	(73 - 77)	- 150	Mark Lye	(79 - 77)	- 156		
15T	Roger Maltbie	73	69	68	73	283	5,600	Lon Hinkle	(75 - 76)	- 151					
15T	Bobby Wadkins	70	72	70	71	283	5,600	1982 CHAMPIONSHIP RACE							
20T	John Cook	71	73	70	70	284	3,531	At 18				At 54			
20T	Bruce Fleisher	72	70	72	70	284	3,531	1	Vance Heafner	65	1	Andy North	204		
20T	John Mahaffey	70	70	74	70	284	3,531	2T	JACK NICKLAUS	66	2T	JACK NICKLAUS	206		
20T	Peter Oosterhuis	69	70	76	69	284	3,531	2T	Lennie Clements	66	2T	Danny Edwards	206		
20T	Ben Crenshaw	72	72	70	70	284	3,531	At 36				At 72			
20T	Don January	70	74	69	71	284	3,531	1	Lennie Clements	135	1	JACK NICKLAUS	273		
20T	Bob Murphy	69	71	71	73	284	3,531	2T	JACK NICKLAUS	136	1	Andy North	276		
20T	Mike Reid	73	72	69	70	284	3,531	4T	Andy North	137	3	Jerry Pate	277		
28T	George Archer	68	72	73	72	285	2,328	4T	Jerry Pate	137	4	Tom Kite	278		
28T	Jim Booros	68	77	74	66	285	2,328								
28T	Mike Donald	71	70	72	72	285	2,328								
28T	Scott Hoch	69	72	73	71	285	2,328								
28T	Greg Powers	70	75	71	69	285	2,328								
28T	John Schroeder	74	70	70	71	285	2,328								
34T	Bobby Clampett	70	73	71	72	286	1,890								
34T	Barry Jaeckel	68	77	72	69	286	1,890								
34T	Tommy Valentine	73	72	70	71	286	1,890								
37T	Jay Haas	71	74	74	68	287	1,575								
37T	Vance Heafner	65	76	70	76	287	1,575								
37T	Tom Jenkins	72	75	68	72	287	1,575								
37T	Gene Littler	70	73	73	71	287	1,575								
37T	Fuzzy Zoeller	69	72	72	74	287	1,575								
42T	Fred Couples	77	70	71	70	288	1,018								
42T	Al Geiberger	73	72	73	70	288	1,018								
42T	Doug Tewell	69	76	72	71	288	1,018								
42T	Bill Britton	70	73	72	73	288	1,018								
42T	Brad Bryant	68	73	75	72	288	1,018								
42T	Charles Coody	70	71	71	76	288	1,018								
42T	Bob Gilder	70	72	71	75	288	1,018								
42T	Gil Morgan	74	71	71	72	288	1,018								
42T	Larry Nelson	68	76	72	72	288	1,018								
42T	Dan Pohl	72	73	72	71	288	1,018								
42T	Ed Sneed	71	76	70	71	288	1,018								
42T	Ron Streck	69	70	75	74	288	1,018								
42T	Mike Sullivan	72	73	71	72	288	1,018								
55T	Hale Irwin	73	73	72	71	289	798								
55T	Bill Kratzert	76	71	73	69	289	798								
55T	Leonard Thompson	69	74	73	73	289	798								
58T	Terry Diehl	75	72	72	71	290	774								
58T	Jerry Heard	71	73	72	74	290	774								
58T	Craig Stadler	77	70	71	72	290	774								
58T	Hal Sutton	74	73	72	71	290	774								
62T	Dave Eichelberger	68	70	74	79	291	746								
62T	Jack Renner	71	71	73	76	291	746								
62T	Bill Rogers	74	72	73	72	291	746								
62T	Tim Simpson	73	74	73	71	291	746								
66T	David Edwards	72	73	71	76	292	714								
66T	Keith Fergus	75	70	73	74	292	714								
66T	Peter Jacobsen	69	76	73	74	292	714								
66T	Chi Chi Rodriguez	73	74	76	69	292	714								
66T	Howard Twitty	69	76	75	72	292	714								
71T	Bruce Devlin	71	73	75	74	293	686								
71T	Jeff Mitchell	72	73	72	76	293	686								
71T	Lanny Wadkins	73	70	75	75	293	686								
74T	Dave Barr	75	72	76	71	294	669								
74T	Woody Blackburn	68	73	73	80	294	669								

Names in italics designate amateurs.

HIGHLIGHTS



Jack Nicklaus

Ending a six-year hiatus from Fort Worth, Jack Nicklaus looked over the shoulders of three different daily leaders before stepping forward on Sunday to take his first Colonial championship in 10 tries. Vance Heafner, Lennie Clements and Andy North were the 18, 36 and 54-hole leaders, respectively, while Nicklaus was tied for second each day. A final round 67 gave Nicklaus the \$63,000 prize, and at age 42 he was the oldest winner on the 1982 tour. Nicklaus had always played well at Colonial (including finishes of second, third and fourth), but had never won. Rain delayed the opening round for a few hours Thursday but did not hamper play after that. Boosted by a record crowd of 35,313 on Friday, Colonial enjoyed its first million dollar gate.

1981 COLONIAL RESULTS

May 14-17

Rank	Player	1R	2R	3R	4R	Total	Money
1	Fuzzy Zoeller.....	67	69	68	70	274	\$54,000
2	Hale Irwin.....	69	68	71	70	278	32,400
3T	Tom Kite.....	67	71	71	70	279	15,600
3T	Scott Simpson.....	69	70	70	70	279	15,600
3T	Curtis Strange.....	69	71	67	72	279	15,600
6	Frank Conner.....	70	72	68	70	280	10,800
7T	Don January.....	70	69	70	72	281	9,675
7T	Ray Floyd.....	66	74	71	70	281	9,675
9T	Rod Curl.....	67	73	74	68	282	8,400
9T	Jerry Heard.....	74	65	72	71	282	8,400
11T	Jack Renner.....	73	70	70	70	283	6,150
11T	Vance Heafner.....	72	71	68	72	283	6,150
11T	Bob Murphy.....	70	73	67	73	283	6,150
11T	Jim Colbert.....	70	73	71	69	283	6,150
11T	Bill Rogers.....	72	68	75	68	283	6,150
11T	Ron Sireck.....	71	69	71	72	283	6,150
17T	Mike Reid.....	73	69	72	70	284	4,650
17T	Craig Stadler.....	69	71	71	73	284	4,650
19T	Tom Weiskopf.....	70	72	69	74	285	4,050
19T	Mark Lye.....	69	72	70	74	285	4,050
21T	Fred Couples.....	71	70	72	73	286	3,000
21T	Tom Jenkins.....	73	70	74	69	286	3,000
21T	Keith Fergus.....	68	70	71	77	286	3,000
21T	George Archer.....	74	70	73	69	286	3,000
21T	Chi Chi Rodriguez.....	71	73	69	73	286	3,000
21T	Bobby Clampett.....	72	72	69	73	286	3,000
27T	Mark McCumber.....	72	70	71	74	287	2,040
27T	Jeff Mitchell.....	71	71	72	73	287	2,040
27T	Barry Jaeckel.....	68	74	73	72	287	2,040
27T	Mark O'Meara.....	71	72	72	72	287	2,040
27T	Mark Pfeil.....	76	68	72	71	287	2,040
27T	Danny Edwards.....	73	71	71	72	287	2,040
27T	Jay Haas.....	72	72	71	72	287	2,040
34T	Bob Eastwood.....	73	69	70	76	288	1,515
34T	George Cadle.....	73	70	72	73	288	1,515
34T	Rik Massengale.....	76	64	76	72	288	1,515
34T	Jerry Pate.....	73	67	76	72	288	1,515
34T	Lon Hinkle.....	73	71	70	74	288	1,515
34T	David Graham.....	77	67	69	75	288	1,515
40T	Howard Twitty.....	69	74	72	74	289	1,140
40T	Lee Trevino.....	73	71	71	74	289	1,140
40T	Dan Pohl.....	71	72	71	75	289	1,140
40T	George Burns.....	68	75	72	74	289	1,140
40T	Gary Koch.....	73	70	72	74	289	1,140
40T	Dan Halldorson.....	71	72	71	75	289	1,140
46T	John Mahaffey.....	69	72	74	75	290	850
46T	Bud Allin.....	71	69	76	74	290	850
46T	John Schroeder.....	72	72	72	74	290	850
46T	Brad Bryant.....	71	73	73	73	290	850
50	Tommy Valentine.....	69	72	75	75	291	756
51T	Mike Sullivan.....	66	75	75	76	292	715
51T	Scott Hoch.....	74	69	72	77	292	715
51T	David Edwards.....	72	72	72	76	292	715
51T	Ed Sneed.....	69	75	76	72	292	715
55T	Terry Mauney.....	68	75	72	78	293	687
55T	Lanny Wadkins.....	73	71	75	74	293	687
57T	Dave Eichelberger.....	69	75	71	79	294	675
57T	Barney Thompson.....	74	70	75	75	294	675
59	Gary Hallberg.....	69	75	76	76	296	666
60T	John Fought.....	71	72	75	79	297	657
60T	Miller Barger.....	69	75	79	74	297	657
62	Mike Morley.....	70	74	77	77	298	648

*Because of a rain delay, 36 holes were played on Sunday. This reduced the cut to the top 60 players instead of the top 70. However, those players at 145 received \$627 each, while those at 146 each received \$591.

Names in italics designate amateurs.

DID NOT MAKE CUT*

Bruce Devlin.....	(71 - 74) - 145	Ed Fiori.....	(74 - 74) - 148
Tom Watson.....	(76 - 69) - 145	Lindy Miller.....	(76 - 72) - 148
Al Geiberger.....	(75 - 70) - 145	Calvin Peete.....	(74 - 74) - 148
Tom Purtzer.....	(71 - 74) - 145	Gene Littler.....	(75 - 73) - 148
Larry Nelson.....	(77 - 68) - 145	Ray Barr.....	(75 - 73) - 148
Jim Simons.....	(73 - 72) - 145	Mark Hayes.....	(76 - 72) - 148
Rex Caldwell.....	(76 - 70) - 146	Lou Graham.....	(79 - 69) - 148
Hubert Green.....	(72 - 74) - 146	Bobby Walzel.....	(75 - 74) - 149
Artie McNickle.....	(70 - 76) - 146	Larry Ziegler.....	(75 - 75) - 150
Charles Coody.....	(73 - 73) - 146	Peter Jacobsen.....	(74 - 77) - 151
John Cook.....	(73 - 73) - 146	Don Pooley.....	(76 - 75) - 151
Ben Crenshaw.....	(76 - 70) - 146	Hal Sutton.....	(76 - 77) - 153
Morris Hatafsky.....	(73 - 74) - 147	Mike Donald.....	(79 - 78) - 157
Roger Maltbie.....	(70 - 77) - 147	Jack Newton.....	71-wd
Leonard Thompson.....	(75 - 72) - 147	Gibby Gilbert.....	74-wd
Dave Stockton.....	(72 - 75) - 147	Bob Gilder.....	75-wd
Bobby Wadkins.....	(77 - 70) - 147	Phil Hancock.....	76-wd
Terry Diehl.....	(75 - 72) - 147	Doug Tewell.....	76-wd
Bruce Lietzke.....	(70 - 78) - 148	Victor Regalado.....	78-wd
Johnny Miller.....	(75 - 73) - 148	D.A. Weiringer.....	79-wd

1981 CHAMPIONSHIP RACE

At 18		At 36	
1T Ray Floyd.....	66	5T Don January.....	139
1T Mike Sullivan.....	66	5T Scott Simpson.....	139
3T Rod Curl.....	67		
3T Tom Kite.....	67	At 54	
3T FUZZY ZOELLER.....	67	2 FUZZY ZOELLER.....	204
6T Barry Jaeckel.....	68	1 Curtis Strange.....	207
6T Keith Fergus.....	68	3 Hale Irwin.....	208
6T George Burns.....	68	4T Tom Kite.....	209
6T Terry Mauney.....	68	4T Scott Simpson.....	209
		4T Keith Fergus.....	209
		4T Don January.....	209
		At 72	
1 FUZZY ZOELLER.....	136	1 FUZZY ZOELLER.....	274
2 Hale Irwin.....	137	2 Hale Irwin.....	278
3T Tom Kite.....	138	2 Tom Kite.....	279
3T Keith Fergus.....	138	3T Scott Simpson.....	279
5T Jerry Heard.....	139	3T Curtis Strange.....	279

HIGHLIGHTS



Fuzzy Zoeller

Rain struck Colonial for the second straight year, washing out round two. First round leaders Ray Floyd and Mike Sullivan quickly gave way to Fuzzy Zoeller, who overcame a bad back with deadly accurate putting. Grabbing a one-stroke lead after two rounds, Zoeller set a pace his peers never challenged. His six-under-par 274 after a 36-hole Sunday bettered Hale Irwin by four strokes, as only five players finished below par.

No 80s in '81

The 1981 tournament was the first in Colonial history in which no player carded an 80 or over. Since its beginning in 1946, the tournament has averaged just under seven such rounds each year, and only nine times has there only been one 80-or-over round turned in. However, there were six players who carded 79s in 1981. Subsequent years with no rounds in the 80s were 1994, 1998 and 2003.

1980 COLONIAL RESULTS

May 16-18

Rank	Player	1R	2R	3R	4R	Total	Money
1	Bruce Lietzke.....	63	68	71	69	271	\$54,000
2	Ben Crenshaw.....	67	66	70	69	272	32,400
3	Jeff Mitchell.....	65	73	70	65	273	20,400
4T	Tom Watson.....	66	68	71	69	274	13,200
4T	Doug Tewell.....	71	65	69	69	274	13,200
6	Andy Bean.....	70	67	71	67	275	10,800
7T	Lon Hinkle.....	71	64	72	69	276	9,675
7T	Bob Murphy.....	70	69	67	70	276	9,675
9T	Tom Kite.....	67	71	67	72	277	7,800
9T	Ed Snead.....	68	71	70	67	277	7,800
9T	Lee Trevino.....	66	72	69	70	277	7,800
9T	Ed Fiori.....	70	69	68	70	277	7,800
13T	Fuzzy Zoeller.....	67	72	70	69	278	5,800
13T	Mike Reid.....	70	71	67	70	278	5,800
13T	Peter Jacobsen.....	70	71	68	69	278	5,800
16T	David Graham.....	68	71	68	72	279	4,209
16T	Frank Conner.....	67	74	72	66	279	4,209
16T	Terry Mauney.....	69	73	70	67	279	4,209
16T	Bill Rogers.....	71	70	67	71	279	4,209
16T	Dan Pohl.....	72	70	69	68	279	4,209
16T	John Fought.....	72	71	68	68	279	4,209
16T	Jerry Pate.....	70	69	71	69	279	4,209
23T	Mark Pfeil.....	72	71	67	70	280	2,880
23T	David Edwards.....	69	73	69	69	280	2,880
23T	Curtis Strange.....	70	68	71	71	280	2,880
26T	Bruce Devlin.....	71	71	69	70	281	2,220
26T	Bill Kratzert.....	70	72	70	69	281	2,220
26T	Chi Chi Rodriguez.....	68	68	73	72	281	2,220
26T	George Cadle.....	70	70	70	71	281	2,220
26T	Jay Haas.....	70	71	69	71	281	2,220
31T	Tom Weiskopf.....	69	67	70	76	282	1,779
31T	Gil Morgan.....	72	65	67	78	282	1,779
31T	Jim Colbert.....	69	66	71	76	282	1,779
31T	Bud Allin.....	73	70	67	72	282	1,779
31T	Gary Koch.....	71	70	70	71	282	1,779
36T	Bob Byman.....	70	72	74	67	283	1,352
36T	Don Pooley.....	70	70	69	74	283	1,352
36T	Howard Twitty.....	73	67	72	71	283	1,352
36T	Victor Regalado.....	70	70	70	73	283	1,352
36T	John Mahaffey.....	72	70	67	74	283	1,352
36T	Artie McNickle.....	70	72	69	72	283	1,352
36T	Andy North.....	68	72	73	70	283	1,352
43T	Bobby Wadkins.....	68	74	69	73	284	990
43T	Ray Floyd.....	70	70	73	71	284	990
43T	John Cook.....	69	72	71	72	284	990
43T	Craig Stadler.....	75	67	72	70	284	990
43T	Lou Graham.....	71	69	72	72	284	990
48T	Charles Coody.....	70	73	69	73	285	763
48T	J. C. Snead.....	69	71	71	74	285	763
48T	Wayne Levi.....	74	69	73	69	285	763
48T	Gibby Gilbert.....	71	69	70	75	285	763
48T	Scott Simpson.....	72	69	71	73	285	763
53T	Dan Halldorson.....	71	69	74	72	286	691
53T	Jim Thorpe.....	70	73	72	71	286	691
53T	Mike Morley.....	71	69	77	69	286	691
53T	Homero Blancas.....	70	72	73	71	286	691
53T	Bob E. Smith.....	69	72	73	72	286	691
58T	Al Geiberger.....	72	71	72	72	287	660
58T	Mike Sullivan.....	70	73	72	72	287	660
58T	Terry Diehl.....	72	71	69	75	287	660
58T	Alan Tapie.....	70	68	72	72	287	660
58T	Tom Purtzer.....	71	70	74	72	287	660
63	Dave Stockton.....	67	72	71	79	289	642
64	Steve Melnyk.....	71	71	74	74	290	636
65	Mark McCumber.....	75	68	71	81	295	630


DID NOT MAKE CUT*

Keith Fergus.....	(72 - 72) - 144	Jim Simons.....	(73 - 73) - 146
D.A. Weibring.....	(74 - 70) - 144	Peter Oosterhuis.....	(76 - 71) - 147
Grier Jones.....	(74 - 70) - 144	Morris Hatalsky.....	(75 - 72) - 147
Jerry McGee.....	(71 - 73) - 144	Ron Streck.....	(73 - 74) - 147
Miller Barber.....	(75 - 69) - 144	Bob Gilder.....	(77 - 70) - 147
Tommy Aaron.....	(72 - 72) - 144	Mark Lye.....	(76 - 71) - 147
Gene Littler.....	(73 - 71) - 144	Lee Elder.....	(74 - 73) - 147
Dave Eichelberger.....	(74 - 70) - 144	Jim Boros.....	(74 - 74) - 148
Mark O'Meara.....	(71 - 74) - 145	Jim Neiford.....	(75 - 73) - 148
Jack Renner.....	(73 - 72) - 145	Buddy Gardner.....	(76 - 72) - 148
Bobby Walzel.....	(72 - 73) - 145	Brad Bryant.....	(74 - 75) - 149
Rex Caldwell.....	(71 - 74) - 145	Mike Brannan.....	(74 - 75) - 149
Mark Hayes.....	(71 - 74) - 145	Lindy Miller.....	(75 - 75) - 150
Joe Inman.....	(71 - 75) - 145	Ray Barr.....	(76 - 76) - 152
Kermit Zarley.....	(77 - 69) - 146	Orville Moody.....	(77 - 75) - 152
Bill Calfee.....	(73 - 73) - 146	John Schroeder.....	(75 - 78) - 153
Larry Nelson.....	(73 - 73) - 146	Wally Armstrong.....	78-wd
Don January.....	(73 - 73) - 146	Rod Curl.....	78-wd
Jack Newton.....	(74 - 72) - 146		

1980 CHAMPIONSHIP RACE

At 18		At 36			
1	BRUCE LIETZKE.....	63	1	BRUCE LIETZKE.....	131
2	Jeff Mitchell.....	65	2	Ben Crenshaw.....	133
3T	Tom Watson.....	66	3	Tom Watson.....	134
3T	Lee Trevino.....	66	4T	Lon Hinkle.....	135
5T	Fuzzy Zoeller.....	67	4T	Jim Colbert.....	135
5T	Tom Kite.....	67			
5T	Frank Conner.....	67	1	BRUCE LIETZKE.....	202
5T	Dave Stockton.....	67	2	Ben Crenshaw.....	203
5T	Ben Crenshaw.....	67	3	Gil Morgan.....	204
10T	Andy North.....	68	4T	Tom Watson.....	205
10T	Chi Chi Rodriguez.....	68	4T	Doug Tewell.....	205
10T	David Graham.....	68	4T	Tom Kite.....	205
10T	Ed Snead.....	68			
10T	Bobby Wadkins.....	68	1	BRUCE LIETZKE.....	271
15T	J. C. Snead.....	69	2	Ben Crenshaw.....	272
15T	John Cook.....	69	3	Jeff Mitchell.....	273
15T	Jim Colbert.....	69	4T	Tom Watson.....	274
15T	Bob E. Smith.....	69	4T	Doug Tewell.....	274
15T	Tom Weiskopf.....	69			
15T	Terry Mauney.....	69			
15T	David Edwards.....	69			

HIGHLIGHTS



Bruce Lietzke

Rain caused a one-day postponement of the first round, but Bruce Lietzke opened the tournament on Friday with a course record-tying 63 and led the pack from start to finish. Lietzke's 63, which included a hole-in-one on the 16th, tied the mark set by Dale Douglass in 1970. The champ also tied the then 36-hole record of 131. He sunk a 25-foot birdie on the final hole to nip Ben Crenshaw by one stroke.

A then record 90 sub-par rounds were fired and 22 golfers wound up under par for the tournament. Due to the Thursday rain-out, 36 holes were played on Sunday.

*Because of a rain delay, 36 holes were played on Sunday. This reduced the cut to the top 60 players instead of the top 70. Players at 144 who did not play final 36, were thus paid \$603 each.

Names in italics designate amateurs.

1979 COLONIAL RESULTS

May 17-20

Rank	Player	1R	2R	3R	4R	Total	Money
1	Al Geiberger.....	68	69	64	73	274	\$54,000
2T	Gene Littler.....	70	70	67	68	275	26,400
2T	Don January.....	72	70	68	65	275	26,400
4T	Tom Watson.....	71	73	65	67	276	13,200
4T	Jim Colbert.....	70	73	64	69	276	13,200
6T	Leonard Thompson	65	68	73	72	278	10,425
6T	Fuzzy Zoeller.....	70	68	70	70	278	10,425
8T	Wayne Levi.....	68	71	71	69	279	8,400
8T	Ed Sneed.....	69	74	69	67	279	8,400
8T	Lindy Miller.....	68	74	70	67	279	8,400
8T	Jack Renner.....	70	74	66	69	279	8,400
12T	Gil Morgan.....	69	67	71	73	280	6,600
12T	D. A. Weibring.....	70	69	69	72	280	6,600
14T	Howard Twitty.....	72	68	69	72	281	4,950
14T	Barry Jaeckel.....	70	67	68	76	281	4,950
14T	Bob Shearer.....	73	71	69	68	281	4,950
14T	Bruce Lietzke.....	66	73	74	68	281	4,950
14T	Ben Crenshaw.....	70	70	70	71	281	4,950
14T	Keith Fergus.....	71	69	70	71	281	4,950
20T	Grier Jones.....	67	69	72	74	282	3,250
20T	Bruce Devlin.....	70	69	71	72	282	3,250
20T	Hale Irwin.....	70	72	69	71	282	3,250
20T	Alan Tapie.....	74	70	69	69	282	3,250
20T	Buddy Gardner.....	71	72	71	68	282	3,250
20T	Lee Elder.....	73	72	70	67	282	3,250
20T	Bobby Clampett.....	71	72	69	70	282	2,042
27T	Mike Sullivan.....	70	66	74	73	283	2,042
27T	Gibby Gilbert.....	68	73	71	71	283	2,042
27T	Hubert Green.....	72	70	70	71	283	2,042
27T	Mark Hayes.....	73	68	72	70	283	2,042
27T	Bobby Wadkins.....	72	66	73	72	283	2,042
27T	Jim Nelford.....	69	71	71	72	283	2,042
27T	Jerry Pate.....	68	71	72	72	283	2,042
27T	Orville Moody.....	71	72	70	70	283	2,042
27T	Lee Trevino.....	66	73	74	70	283	2,042
36T	Mark Lye.....	75	70	64	75	284	1,447
36T	Tom Purtzer.....	69	76	68	71	284	1,447
36T	Bill Rogers.....	73	72	71	68	284	1,447
36T	Jay Haas.....	68	73	70	73	284	1,447
36T	Craig Stadler.....	72	72	69	71	284	1,447
36T	Kermit Zarley.....	69	74	77	64	284	1,447
42T	David Graham.....	69	73	73	70	285	1,050
42T	J. C. Sneed.....	70	72	72	71	285	1,050
42T	Jerry McGee.....	69	69	72	75	285	1,050
42T	Bobby Walzel.....	74	71	71	69	285	1,050
42T	Tom Weiskopf.....	72	69	72	72	285	1,050
42T	Charles Coody.....	71	73	68	73	285	1,050
42T	David Edwards.....	74	70	74	67	285	1,050
49T	Bob E. Smith.....	70	70	72	74	286	763
49T	Tom Kite.....	70	72	70	74	286	763
49T	Lanny Wadkins.....	71	72	73	70	286	763
49T	Julius Boros.....	71	71	72	72	286	763
49T	Mac McLendon.....	69	73	74	70	286	763
54T	Rod Curl.....	71	72	66	78	287	694
54T	Artie McNickle.....	68	70	76	73	287	694
54T	Jim Thorpe.....	72	72	68	75	287	694
54T	Tommy Aaron.....	71	73	73	70	287	694
58T	Dave Stockton.....	74	67	70	77	288	675
58T	Wally Armstrong.....	69	73	72	74	288	675
60T	Jack Newton.....	68	73	73	75	289	660
60T	Peter Jacobsen.....	71	72	74	72	289	660
60T	Gary Koch.....	73	70	74	72	289	660
63T	Fred Marti.....	69	71	78	72	290	642
63T	Chi Chi Rodriguez.....	73	70	74	73	290	642
63T	Pat McGowan.....	73	70	73	74	290	642
66	Mark McCumber.....	71	70	74	77	292	630
67	Mike McCullough.....	71	74	76	72	293	624
68T	Jeff Hewes.....	71	74	72	77	294	612
68T	Tim Simpson.....	70	71	77	76	294	612
68T	Jim Simons.....	73	72	78	71	294	612
71	John Schroeder.....	75	70	79	75	299	400

Names in italics designate amateurs.

DID NOT MAKE CUT

Bill Kratzert.....	(72 - 74) - 146	Victor Regalado.....	(72 - 76) - 148
Bob Mann.....	(72 - 74) - 146	Homero Blancas.....	(69 - 80) - 149
Doug Tewell.....	(74 - 72) - 146	Morris Hatalsky.....	(72 - 77) - 149
Phil Hancock.....	(72 - 74) - 146	Curtis Strange.....	(74 - 75) - 149
Bob Zender.....	(70 - 76) - 146	Rex Caldwell.....	(70 - 80) - 150
Mike Reid.....	(72 - 74) - 146	Miller Barber.....	(77 - 73) - 150
Bob Gilder.....	(73 - 73) - 146	Payne Stewart.....	(76 - 74) - 150
Bob Murphy.....	(72 - 74) - 146	Ron Streck.....	(73 - 78) - 151
Scott Simpson.....	(75 - 72) - 147	Jerry Heard.....	(72 - 79) - 151
Ken Still.....	(72 - 75) - 147	John Mahaffey.....	(77 - 74) - 151
Frank Conner.....	(73 - 74) - 147	Marty Fleckman.....	(79 - 73) - 152
Mike Morley.....	(74 - 74) - 148	Bob Byman.....	(78 - 76) - 154
Dave Eichelberger.....	(72 - 76) - 148	Brad Bryant.....	(77 - 78) - 155
Larry Nelson.....	(72 - 76) - 148	Lon Hinkle.....	(76 - 80) - 156
Lou Graham.....	(72 - 76) - 148	Steve Melnyk.....	74-wd
Jim Dent.....	(70 - 78) - 148		

1979 CHAMPIONSHIP RACE

At 18		At 36			
1	Leonard Thompson.....	65	1	Leonard Thompson.....	133
2T	Bruce Lietzke.....	66	2T	Mike Sullivan.....	136
2T	Lee Trevino.....	66	2T	Grier Jones.....	136
4	Grier Jones.....	67	2T	Gil Morgan.....	136
5T	AL GEIBERGER.....	68	5T	AL GEIBERGER.....	137
5T	Jay Haas.....	68	5T	Barry Jaeckel.....	137
5T	Artie McNickle.....	68			
5T	Lindy Miller.....	68			
5T	Wayne Levi.....	68	1	AL GEIBERGER.....	201
5T	Jerry Pate.....	68	2	Barry Jaeckel.....	205
5T	Jack Newton.....	68	3	Leonard Thompson.....	206
5T	Gibby Gilbert.....	68			
		At 72			
1	AL GEIBERGER.....	274			
2T	Gene Littler.....	275			
2T	Don January.....	275			

HIGHLIGHTS



Al Geiberger

Forty-one-year-old Al Geiberger won the tournament by a single stroke over 48-year-old Gene Littler and 49-year-old Don January. It was the second victory here for Geiberger, who won the 1975 Tournament Players Championship. Littler had a shot at the crown, but double-bogied the 17th hole in the final round.

Orville Moody scored Colonial's sixth ace. Kermit Zarley's 64 was the best final round ever shot here, a record that stood until 1990.

1978 COLONIAL RESULTS

May 11-14

Rank	Player	1R	2R	3R	4R	Total	Money	Rank	Player	1R	2R	3R	4R	Total	Money
1	Lee Trevino.....	66	68	68	66	268	\$40,000	73T	Bob Murphy.....	72	73	75	77	297	—
2T	Jerry Pate.....	69	67	71	65	272	18,500	73T	George Cadle.....	69	75	75	78	297	—
2T	Jerry Heard.....	67	66	71	68	272	18,500	73T	Eddie Pearce.....	73	72	73	79	297	—
4T	Tom Watson.....	69	68	68	68	273	8,800	76	Jim Dent.....	72	73	75	78	298	—
4T	Steve Melnyk.....	65	68	70	70	273	8,800	DID NOT MAKE CUT							
6	Tom Weiskopf.....	72	68	71	65	276	7,200	Julius Boros.....	(74 - 72) - 146	Rex Caldwell.....	(77 - 71) - 148				
7	Gary Koch.....	70	69	69	69	277	6,400	Bill Kratzert.....	(75 - 71) - 146	Ben Crenshaw.....	(73 - 75) - 148				
8T	Tom Purtzer.....	70	68	68	73	279	5,020	Chi Chi Rodriguez..	(71 - 75) - 146	Bob Shearer.....	(76 - 72) - 148				
8T	Jim Simons.....	70	67	71	71	279	5,020	Bob Wynn.....	(71 - 75) - 146	Joe Inman.....	(73 - 75) - 148				
8T	Tom Kite.....	68	69	70	72	279	5,020	Larry Nelson.....	(73 - 73) - 146	Bob Eastwood.....	(74 - 74) - 148				
8T	Andy Bean.....	67	70	73	69	279	5,020	Bobby Wadkins.....	(72 - 74) - 146	Ken Still.....	(72 - 76) - 148				
8T	John Mahaffey.....	71	69	72	67	279	5,020	Lyn Lott.....	(71 - 76) - 147	Ed Snead.....	(73 - 75) - 148				
13T	Jack Renner.....	69	71	69	71	280	3,600	Bruce Lietzke.....	(72 - 75) - 147	Bill Calfee.....	(80 - 70) - 150				
13T	Don January.....	72	68	70	70	280	3,600	Jim Colbert.....	(71 - 76) - 147	Tim Simpson.....	(75 - 75) - 150				
13T	Alan Tapie.....	68	73	70	69	280	3,600	Dave Stockton.....	(72 - 75) - 147	Dave Eichelberger..	(71 - 80) - 151				
16T	Fuzzy Zoeller.....	66	69	72	74	281	2,800	Rod Curl.....	(75 - 72) - 147	Doug Sanders.....	(76 - 77) - 153				
16T	Danny Edwards.....	67	68	72	74	281	2,800	Orville Moody.....	(74 - 73) - 147	Gary Hallberg.....	(75 - 82) - 157				
16T	Mike Morley.....	67	69	73	72	281	2,800	Phil Hancock.....	(72 - 72) - 147	Joe Porter.....	(74 - 84) - 158				
16T	Mike Sullivan.....	66	69	75	71	281	2,800	1978 CHAMPIONSHIP RACE							
16T	Curtis Strange.....	67	71	72	71	281	2,800	At 18				At 36			
21T	Ray Floyd.....	70	71	71	70	282	2,100	1	Steve Melnyk.....	65	3	LEE TREVINO.....	134		
21T	Hubert Green.....	73	69	69	71	282	2,100	2T	LEE TREVINO.....	66	4T	Mike Sullivan.....	135		
23T	Bobby Cole.....	69	72	73	69	283	1,688	2T	Fuzzy Zoeller.....	66	4T	Fuzzy Zoeller.....	135		
23T	Craig Stadler.....	68	73	73	69	283	1,688	2T	Gil Morgan.....	66	4T	Danny Edwards.....	135		
23T	Ed Fiori.....	67	77	71	68	283	1,688	2T	Mike Sullivan.....	66	At 54				
23T	Barry Jaeckel.....	72	70	73	68	283	1,688	6T	Curtis Strange.....	67	1	LEE TREVINO.....	202		
23T	Doug Tewell.....	68	73	74	68	283	1,688	6T	Andy Bean.....	67	2	Steve Melnyk.....	203		
28T	Charles Coody.....	67	72	73	72	284	1,301	6T	Danny Edwards.....	67	3	Jerry Heard.....	204		
28T	Bruce Devlin.....	70	70	72	72	284	1,301	6T	Jerry Heard.....	67	4	Tom Watson.....	205		
28T	Howard Twitty.....	74	68	71	71	284	1,301	6T	Ed Fiori.....	67	At 72				
28T	Al Geilberger.....	70	73	71	70	284	1,301	6T	Charles Coody.....	67	1	LEE TREVINO.....	268		
28T	Victor Regalado.....	70	73	72	69	284	1,301	6T	Mike Morley.....	67	2T	Jerry Pate.....	272		
28T	John Schroeder.....	71	68	76	69	284	1,301	2T	Jerry Heard.....	272					
28T	Mac McLendon.....	72	73	72	67	284	1,301	1T	Steve Melnyk.....	133	4T	Steve Melnyk.....	273		
35	Mike Reid.....	69	72	75	69	285	1,080	1T	Jerry Heard.....	133	4T	Tom Watson.....	273		
36T	J. C. Snead.....	70	73	69	74	286	942								
36T	Wally Armstrong.....	70	75	69	72	286	942								
36T	Fred Marti.....	70	70	75	71	286	942								
36T	Jeff Mitchell.....	73	69	74	70	286	942								
36T	Lou Graham.....	72	71	74	69	286	942								
41T	Grier Jones.....	71	68	70	78	287	680								
41T	Kermit Zarley.....	71	73	67	76	287	680								
41T	Mark Hayes.....	68	76	75	68	287	680								
41T	Morris Hatafsky.....	72	72	73	70	287	680								
41T	Lon Hinkle.....	70	72	73	72	287	680								
41T	Jay Haas.....	72	67	75	73	287	680								
41T	Bob Gilder.....	70	73	70	74	287	680								
41T	Bill Rogers.....	73	69	71	74	287	680								
49T	Keith Fergus.....	71	71	77	69	288	476								
49T	Lindy Miller.....	72	72	73	71	288	476								
49T	Don Pooley.....	72	70	73	73	288	476								
49T	Roger Maltbie.....	69	73	74	72	288	476								
49T	Gary Player.....	73	69	74	72	288	476								
49T	Rik Massengale.....	69	72	74	73	288	476								
49T	Leonard Thompson.....	75	70	70	73	288	476								
49T	Mark Pfeil.....	71	73	69	75	288	476								
49T	Terry Diehl.....	71	73	77	71	288	476								
58T	John Lister.....	72	70	75	72	289	420								
58T	John Fought III.....	73	70	74	72	289	420								
58T	Gil Morgan.....	66	71	77	75	289	420								
61T	Don Bies.....	70	69	74	77	290	390								
61T	Gary McCord.....	71	72	73	74	290	390								
61T	George Burns.....	70	73	75	72	290	390								
64	Peter Oosterhuis.....	71	71	76	73	291	370								
65T	Homero Blancas.....	72	69	73	78	292	355								
65T	Gene Littler.....	73	71	74	74	292	355								
67T	Forrest Fezler.....	71	74	75	73	293	335								
67T	Lee Elder.....	73	69	76	75	293	335								
69T	Bob E. Smith.....	73	68	76	77	294	310								
69T	Larry Ziegler.....	68	73	75	78	294	310								
69T	Butch Baird.....	70	74	78	72	294	310								
72	Bobby Walzel.....	71	74	74	76	295	—								

Names in italics designate amateurs.

HIGHLIGHTS



Lee Trevino

Lee Trevino just kept firing those sub-par rounds, and finally, the competition wilted. His 66-68-68-66 — 268 was a record winning low at Colonial and five strokes better than the 273 he fired in winning the 1976 championship here. Trevino also became the first golfer to top \$100,000 in Colonial prize money, and the fourth man to win two Colonial titles.

George Burns scored the first double-eagle in Colonial history by firing a two on the par-five first hole in the opening round, and Fuzzy Zoeller fired a record three eagles.

In fact, the entire field set a record for number of eagles and sub-par rounds scored during the tournament. The eagles record (22) stood for 20 years. The sub-par mark was surpassed almost every year after that.

1977 COLONIAL RESULTS

May 12-15

Rank	Player	1R	2R	3R	4R	Total	Money
1	Ben Crenshaw	65	70	68	69	272	\$40,000
2	John Schroeder	66	65	71	71	273	22,800
3	Tom Watson	67	72	68	67	274	14,200
4T	Al Geiberger	65	71	73	68	277	8,800
4T	Lyn Lott	72	72	67	66	277	8,800
6T	Butch Baird	68	73	68	70	279	6,500
6T	Ed Sneed	67	70	71	71	279	6,500
6T	Miller Barber	69	73	69	68	279	6,500
9T	Hubert Green	69	73	70	68	280	5,200
9T	Wally Armstrong	70	73	69	68	280	5,200
11T	Rik Massengale	72	66	72	71	281	3,800
11T	Tom Kite	67	71	72	71	281	3,800
11T	B. R. McLendon	68	74	69	70	281	3,800
11T	Bruce Lietzke	71	71	72	67	281	3,800
11T	Lee Trevino	70	67	73	71	281	3,800
11T	Chi Chi Rodriguez	66	70	73	72	281	3,800
17T	Jim Masserio	68	71	71	73	283	2,800
17T	George Archer	71	71	71	70	283	2,800
17T	Gil Morgan	72	71	71	69	283	2,800
20T	George Cadle	69	70	73	72	284	1,983
20T	Jerry McGee	70	75	69	70	284	1,983
20T	Bruce Devlin	69	74	71	70	284	1,983
20T	Woody Blackburn	76	70	69	69	284	1,983
20T	Joe Inman	71	70	73	70	284	1,983
20T	Bill Rogers	71	70	75	68	284	1,983
26T	Stan Lee	73	70	67	75	285	1,390
26T	Roger Maltbie	66	70	75	74	285	1,390
26T	Don January	72	68	73	72	285	1,390
26T	Tom Weiskopf	72	70	72	71	285	1,390
26T	Gary McCord	67	76	72	70	285	1,390
26T	Julius Boros	68	72	75	70	285	1,390
26T	Doug Tewell	73	69	73	70	285	1,390
26T	Bob E. Smith	70	72	73	70	285	1,390
34T	Ed Dougherty	69	70	73	74	286	1,010
34T	Gary Player	71	72	72	71	286	1,010
34T	Grier Jones	70	71	74	71	286	1,010
34T	Rod Curl	68	77	71	70	286	1,010
34T	Bill Kratzert	70	74	72	70	286	1,010
34T	Lee Elder	68	75	74	69	286	1,010
40T	Dave Eichelberger	69	70	73	75	287	800
40T	Bob Dickson	72	74	70	71	287	800
40T	Bob Gilder	75	70	71	71	287	800
40T	Dave Stockton	72	70	74	71	287	800
44T	Ray Floyd	72	70	69	77	288	640
44T	Johnny Miller	73	69	71	75	288	640
44T	Lou Graham	70	70	72	76	288	640
44T	Hale Irwin	71	73	70	74	288	640
48T	Danny Edwards	73	73	69	74	289	520
48T	Graham Marsh	73	71	71	74	289	520
48T	Andy North	70	71	74	74	289	520
48T	Lindy Miller	75	71	74	69	289	520
52T	Bobby Wadkins	70	69	77	74	290	480
52T	Gibby Gilbert	69	74	75	72	290	480
52T	Mike McCullough	72	72	73	73	290	480
55T	Fred Marti	72	72	70	77	291	435
55T	Lanny Wadkins	72	71	72	76	291	435
55T	Ron Cernudo	71	72	72	76	291	435
55T	Fuzzy Zoeller	73	72	72	74	291	435
55T	Kermit Zarley	73	73	74	71	291	435
55T	John Schlee	72	74	76	69	291	435
61T	Lon Hinkle	71	71	73	77	292	390
61T	Gay Brewer	72	71	75	74	292	390
61T	Craig Stadler	74	72	74	72	292	390
64T	Ed Sabo	71	75	75	72	293	365
64T	Bobby Walzel	71	74	76	72	293	365
66	Mark Lye	72	74	75	74	295	350
67	Jay Haas	72	73	77	74	296	340
68	Bill Mallon	71	74	77	75	297	330
69	Keith Fergus	70	71	78	81	300	320
70T	Bob Wynn	70	74	78	79	301	305
70T	Don Bies	74	71	77	79	301	305
72	Jim Simons	73	71	dq			

DID NOT MAKE CUT

Peter Oosterhuis	(74 - 73) - 147	Doug Sanders	(74 - 75) - 149
Bobby Cole	(73 - 74) - 147	Tom Purtzer	(74 - 75) - 149
Leonard Thompson	(72 - 75) - 147	Barry Jaeckel	(73 - 77) - 150
Tom Jenkins	(76 - 71) - 147	Joe Porter	(76 - 74) - 150
John Jacobs	(75 - 72) - 147	Bob Murphy	(73 - 77) - 150
Howard Twitty	(73 - 74) - 147	Forrest Fezler	(72 - 78) - 150
Tommy Aaron	(72 - 75) - 147	Bill Sander	(75 - 76) - 151
Mark Hayes	(68 - 80) - 148	Larry Nelson	(74 - 78) - 152
Victor Regalado	(74 - 74) - 148	Homero Blancas	(78 - 74) - 152
Alan Tapie	(73 - 75) - 148	Dale Hayes	(76 - 77) - 153
Steve Melnyk	(74 - 74) - 148	Mike Reid	(77 - 76) - 153
Dwight Nevil	(75 - 73) - 148	Eddie Pearce	(78 - 76) - 154
Gene Littler	(72 - 76) - 148	Bud Allin	76-wd
Jim Dent	(76 - 72) - 148	Terry Diehl	76-wd
Charles Coody	(74 - 75) - 149	Ken Still	wd

1977 CHAMPIONSHIP RACE

At 18		At 36		
1T	BEN CRENSHAW	65	3T Roger Maltbie	136
1T	Al Geiberger	65	3T Al Geiberger	136
3T	Chi Chi Rodriguez	66	3T Chi Chi Rodriguez	136
3T	John Schroeder	66		
3T	Roger Maltbie	66	At 54	
6T	Ed Sneed	67	1 John Schroeder	202
6T	Gary McCord	67	2 BEN CRENSHAW	203
6T	Tom Watson	67	3 Tom Watson	207
6T	Tom Kite	67	At 72	
			1 BEN CRENSHAW	272
			2 John Schroeder	273
1	John Schroeder	131	3 Tom Watson	274
2	BEN CRENSHAW	135		

HIGHLIGHTS



Ben Crenshaw

Tom Kite said Colonial was playing as easy as he'd ever seen it - no wind, little rough. School chum Ben Crenshaw agreed, carding 11 one-putts for a first round record-tying 65. But he still needed a hard-charging 31 on the back nine Sunday to steal the tournament from leader John Schroeder. A putt on the final hole, that missed by only an inch, cost Schroeder a tie. Schroeder, who had tied the 36-hole record of 131, held the lead going into the final round of play. Crenshaw caught him on the 14th hole Sunday and birdied for the lead at #17.

Third-place Tom Watson, who lost by only two shots, probably still remembers the quintuple-bogey nine he took on the ninth hole on Friday.

1976 COLONIAL RESULTS

May 13-16

Rank	Player	1R	2R	3R	4R	Total	Money
1	Lee Trevino.....	68	64	68	73	273	\$40,000
2	Mike Morley.....	70	68	67	69	274	22,800
3T	Don January.....	68	68	69	72	277	11,800
3T	Tom Weiskopf.....	68	71	67	71	277	11,800
5T	Tom Kite.....	69	68	72	69	278	7,267
5T	Bob Gilder.....	69	73	66	70	278	7,267
5T	John Mahaffey.....	69	72	68	69	278	7,267
8T	Grier Jones.....	72	69	71	67	279	5,225
8T	Bob E. Smith.....	70	72	68	69	279	5,225
8T	Hubert Green.....	67	72	70	70	279	5,225
8T	Miller Barber.....	68	65	70	76	279	5,225
12T	John Schlee.....	74	67	69	71	281	4,000
12T	Barry Jaeckel.....	68	73	69	71	281	4,000
14T	David Graham.....	71	72	69	70	282	3,300
14T	Jerry Pate.....	72	70	68	72	282	3,300
14T	Ed Sneed.....	72	71	66	73	282	3,300
14T	Charles Coody.....	72	70	67	73	282	3,300
18T	Jerry McGee.....	70	68	76	69	283	2,600
18T	Gary Player.....	70	67	74	72	283	2,600
18T	Peter Oosterhuis.....	68	73	68	74	283	2,600
21T	Ray Floyd.....	71	70	73	70	284	2,027
21T	Gay Brewer.....	71	71	68	74	284	2,027
21T	Marty Fleckman.....	71	67	69	77	284	2,027
24T	Kermit Zarley.....	73	69	73	70	285	1,608
24T	Lou Graham.....	74	68	73	70	285	1,608
24T	Art Wall, Jr.....	73	68	73	71	285	1,608
24T	Don Iverson.....	70	70	74	71	285	1,608
24T	Rik Massengale.....	72	72	69	72	285	1,608
29T	Bob Dickson.....	69	71	76	70	286	1,272
29T	Bill Rogers.....	74	69	74	69	286	1,272
29T	B. R. McLendon.....	72	71	72	71	286	1,272
29T	Rod Curl.....	70	70	75	71	286	1,272
29T	Forrest Fezler.....	71	74	69	72	286	1,272
29T	Lyn Lott.....	72	68	71	75	286	1,272
35T	Al Geiberger.....	74	72	71	70	287	944
35T	Terry Diehl.....	74	72	69	72	287	944
35T	Bruce Lietzke.....	72	74	69	72	287	944
35T	Lanny Wadkins.....	72	72	71	72	287	944
35T	Julius Boros.....	75	66	73	73	287	944
35T	Tom Watson.....	72	71	71	73	287	944
35T	Don Bies.....	69	71	70	77	287	944
42T	Ben Crenshaw.....	74	70	74	70	288	680
42T	Gibby Gilbert.....	73	72	71	72	288	680
42T	Larry Nelson.....	72	69	73	74	288	680
42T	Bobby Wadkins.....	69	73	72	74	288	680
42T	Lee Elder.....	74	67	71	76	288	680
42T	Dave Stockton.....	67	69	75	77	288	680
48T	Chi Chi Rodriguez.....	72	74	73	70	289	506
48T	Wally Armstrong.....	69	73	74	73	289	506
48T	Roger Maltbie.....	71	73	72	73	289	506
48T	Ken Still.....	74	72	69	74	289	506
48T	Hale Irwin.....	71	70	70	78	289	506
53T	Steve Melnyk.....	77	69	70	74	290	455
53T	Butch Baird.....	72	74	70	74	290	455
53T	Tommy Aaron.....	70	71	74	75	290	455
53T	Bobby Cole.....	74	71	70	75	290	455
57T	Larry Hinson.....	71	73	76	71	291	400
57T	Jim Masserio.....	71	73	74	73	291	400
57T	Larry Ziegler.....	71	71	76	73	291	400
57T	Frank Beard.....	76	70	73	72	291	400
57T	Howard Twitty.....	72	71	73	75	291	400
57T	Victor Regalado.....	72	73	71	75	291	400
57T	Fred Marti.....	71	73	71	76	291	400
64T	Leonard Thompson.....	72	74	77	69	292	340
64T	Eddie Pearce.....	74	71	74	73	292	340
64T	Gary McCord.....	69	77	74	72	292	340
64T	Alan Tapie.....	74	71	73	74	292	340
64T	Jim Dent.....	72	72	70	78	292	340
69T	Gil Morgan.....	71	73	75	74	293	305
69T	Tom Jenkins.....	70	74	72	77	293	305
71T	Mark Hayes.....	76	70	76	72	294	—
71T	Gary Koch.....	75	70	74	75	294	—
73	Bobby Mitchell.....	72	74	77	72	295	—

Names in italics designate amateurs.

DID NOT MAKE CUT

Jim Simons.....	(70 - 77) - 147	Gary Groh.....	(77 - 73) - 150
George Burns.....	(75 - 72) - 147	Joe Inman.....	(74 - 76) - 150
Gene Littler.....	(76 - 71) - 147	Lionel Hebert.....	(72 - 78) - 150
Danny Edwards.....	(74 - 73) - 147	Dave Newquist.....	(77 - 73) - 150
Ed Dougherty.....	(72 - 72) - 147	Tom Shaw.....	(77 - 74) - 151
Dean Refram.....	(71 - 76) - 147	<i>John Grace</i>	(76 - 75) - 151
Homero Blancas.....	(74 - 74) - 148	Bud Allin.....	(74 - 78) - 152
Andy North.....	(72 - 76) - 148	George Cadle.....	(76 - 76) - 152
Bob Murphy.....	(72 - 76) - 148	Dennie Meyer.....	(75 - 78) - 153
Bruce Devlin.....	(73 - 75) - 148	John Schroeder.....	(77 - 76) - 153
Doug Sanders.....	(73 - 75) - 148	Andy Bean.....	(78 - 75) - 153
<i>Keith Fergus</i>	(73 - 75) - 148	Labron Harris.....	(75 - 79) - 154
Allen Miller.....	(75 - 74) - 149	Bruce Crampton.....	(81 - 76) - 157
Billy Casper.....	(74 - 75) - 149	Mike Hill.....	78-wd
Dale Douglass.....	(74 - 76) - 150		

1976 CHAMPIONSHIP RACE

At 18		At 36			
1T	Dave Stockton.....	67	3T	Don January.....	136
1T	Hubert Green.....	67	3T	Dave Stockton.....	136
3T	LEE TREVINO.....	68	At 54		
3T	Don January.....	68	1	LEE TREVINO.....	200
3T	Barry Jaeckel.....	68	2	Miller Barber.....	203
3T	Peter Oosterhuis.....	68	3T	Don January.....	205
3T	Tom Weiskopf.....	68	3T	Mike Morley.....	205
3T	Miller Barber.....	68	At 72		
At 36		1	LEE TREVINO.....	273	
1	LEE TREVINO.....	132	2	Mike Morley.....	274
2	Miller Barber.....	133	3T	Don January.....	277
			3T	Tom Weiskopf.....	277

HIGHLIGHTS



Lee Trevino

Colonial returned to its invitation format after two years of hosting special tournaments.

After 54 holes, Lee Trevino had the then all-time Colonial low score of 200, but almost blew the championship in the final round. After briefly losing his lead, a birdie on the 16th hole on Sunday secured the title as he staggered in with a 273 and a one-stroke victory over Mike Morley. Trevino's outstanding play came in the second round as he birdied six of the final seven holes for a then course record 29 on the back nine en route to a six-under-par 64.

1975 COLONIAL RESULTS

August 21-24

TOURNAMENT PLAYERS CHAMPIONSHIP

(Scores included in Colonial records.)

Rank	Player	1R	2R	3R	4R	Total	Money
1	Al Geiberger.....	66	68	67	69	270	\$50,000
2	Dave Stockton.....	72	64	68	69	273	28,500
3	Hubert Green.....	71	65	70	69	275	17,750
4T	Mason Rudolph.....	69	70	72	70	281	10,333
4T	Bob Dickson.....	67	69	72	73	281	10,333
4T	Bob Murphy.....	73	69	71	68	281	10,333
7	Hale Irwin.....	67	72	72	72	283	8,000
8T	Joe Porter.....	72	72	68	72	284	6,792
8T	Bobby Wadkins.....	76	69	68	71	284	6,792
8T	Tom Watson.....	73	69	75	67	284	6,792
11T	John Mahaffey.....	69	75	69	72	285	5,063
11T	Bud Allin.....	68	73	71	73	285	5,063
11T	Gene Littler.....	73	71	70	71	285	5,063
11T	Bill Rogers.....	69	70	76	70	285	5,063
15T	John Schlee.....	69	68	76	73	286	4,000
15T	John Lister.....	72	71	71	72	286	4,000
15T	Billy Casper.....	73	68	73	72	286	4,000
18T	Jack Nicklaus.....	67	75	70	75	287	3,250
18T	Leonard Thompson.....	74	73	69	71	287	3,250
18T	Gibby Gilbert.....	72	71	74	70	287	3,250
21T	Roger Maltbie.....	71	71	71	75	288	2,206
21T	Gary Player.....	71	72	72	73	288	2,206
21T	Jerry Heard.....	77	69	73	69	288	2,206
21T	Mike Hill.....	76	69	70	73	288	2,206
21T	Randy Erskine.....	71	69	76	72	288	2,206
21T	Ray Floyd.....	73	72	72	71	288	2,206
21T	Peter Oosterhuis.....	72	73	73	70	288	2,206
21T	Don Iverson.....	74	71	73	70	288	2,206
29T	Charles Coody.....	73	70	68	78	289	1,625
29T	Tom Weiskopf.....	75	71	70	73	289	1,625
29T	Mike Morley.....	71	75	71	72	289	1,625
29T	Miller Barber.....	71	72	75	71	289	1,625
29T	Lou Graham.....	75	71	73	70	289	1,625
34T	Bob Payne.....	70	71	74	75	290	1,263
34T	Bruce Crampton.....	75	72	69	74	290	1,263
34T	Dan Sikes.....	73	72	72	73	290	1,263
34T	Andy North.....	69	76	72	73	290	1,263
34T	Jim Simons.....	71	73	74	72	290	1,263
34T	J. C. Snead.....	71	73	76	70	290	1,263
40T	Jerry McGee.....	72	73	69	77	291	975
40T	Larry Ziegler.....	69	71	76	75	291	975
40T	Julius Boros.....	73	73	74	71	291	975
40T	Tom Kite.....	72	70	77	72	291	975
40T	Ron Cerrudo.....	74	73	74	70	291	975
45T	Mike McCullough.....	72	74	70	76	292	730
45T	Mike Wynn.....	68	74	77	73	292	730
45T	Tom Shaw.....	71	72	76	73	292	730
45T	Sammy Ratchels.....	71	76	72	73	292	730
45T	Ralph Johnston.....	72	73	76	71	292	730
50T	Bobby Nichols.....	74	70	74	75	293	600
50T	Lee Trevino.....	75	70	75	73	293	600
50T	Don January.....	74	72	73	74	293	600
50T	Dale Douglass.....	75	71	74	73	293	600
50T	Allen Miller.....	71	73	81	68	293	600
55T	B. R. McLendon.....	74	72	73	75	294	538
55T	Spike Kelley.....	70	76	72	76	294	538
55T	Ben Crenshaw.....	73	72	74	75	294	538
55T	Nate Starks.....	75	72	73	74	294	538
55T	Jim Wiechers.....	68	79	78	69	294	538
60T	Lyn Lott.....	74	69	74	78	295	481
60T	George Cadle.....	73	69	76	77	295	481
60T	Pat Fitzsimons.....	77	70	73	75	295	481
60T	Bobby Cole.....	74	72	75	74	295	481
64T	Danny Edwards.....	73	72	73	78	296	437
64T	Lionel Hebert.....	72	74	77	73	296	437
64T	Bob Eastwood.....	75	70	79	72	296	437
67T	David Graham.....	70	75	75	77	297	407
67T	Ed Dougherty.....	72	75	73	77	297	407
69	Bruce Devlin.....	73	73	73	79	298	387
70	Babe Hiskey.....	73	73	80	73	299	375
71T	Tim Collins.....	75	71	80	75	301	—
71T	Larry Nelson.....	73	74	77	77	301	—
73	Tommy Aaron.....	72	74	77	80	303	—

DID NOT MAKE CUT

148.....	Fezler, Wall, Zender, M. Hayes, Schroeder, Menne, Masserio, Lietzke
149.....	Eichelberger, Curtis Sifford, Regalado, Dent, Walzel, Curl, Hinson, A. Palmer, Inman
150.....	B. Smith, Knudson, Nevil, Archer, Blancas, Ewing, Bies, Zarley, Morgan
151.....	Reasor, Marti, Glenz, Armstrong, Rhyan, Goalby, Baird, Jacklin, Diehl, Groh, Still
152.....	D. Weaver, Unger, D. Lotz, Beard
153.....	Elder, B. Thompson, Zoeller, Crawford
154.....	Pace, Mitchell, Jenkins
155.....	Brewer, Evans, Stanton, Tapie
156.....	Rodriguez, Fleisher, McCord
158.....	R. Massengale
160.....	Greenwood
162.....	Rodgers
WD.....	S. Adams, B. Wynn, Pearce, G. Johnson, Courtney, Colbert, D. Hill, L. Wadkins, Dill, Conner, Melnyk
DQ.....	Ziobro, Green

1975 CHAMPIONSHIP RACE

At 18		At 54			
1	AL GEIBERGER.....	66	1	AL GEIBERGER.....	201
2T	Jack Nicklaus.....	67	2	Dave Stockton.....	204
2T	Hale Irwin.....	67	3	Hubert Green.....	206
2T	Bob Dickson.....	67			
At 36		At 72			
1	AL GEIBERGER.....	134	1	AL GEIBERGER.....	270
2T	Dave Stockton.....	136	2	Dave Stockton.....	273
2T	Bob Dickson.....	136	3	Hubert Green.....	275
2T	Bob Dickson.....	136			

HIGHLIGHTS



Al Geiberger

The PGA Tour asked Colonial to host its fledgling Tournament Players Championship - in August. It was hot, but the course did quite well and the rough was awesome.

The two oldest records on the books at Colonial fell as Al Geiberger put together four straight sub-par rounds to win the championship. Geiberger fired a 10-under 270 to erase Clayton Heafner's old record of 272 set back in 1948.

Runner-up Dave Stockton shot a 30 on the front nine during the second round to wipe out a record 31 first set by Ben Hogan in 1947.

Stockton's 64 was the second lowest round in Colonial history to date. In an exciting duel, Stockton actually took the lead on Sunday after a front nine 32 to Geiberger's 36, but the eventual champ recaptured the lead for good on the 15th hole. Geiberger also set a then 54-hole record of 201.

In hosting this event, Colonial earned the distinction of being the only course in America to host a regular Tour event, the U. S. Open and the Tournament Players Championship.

1974 COLONIAL RESULTS

May 16-19

(First 'Designated' Tournament)

Rank	Player	1R	2R	3R	4R	Total	Money
1	Rod Curl	70	67	71	68	276	\$50,600
2	Jack Nicklaus	71	69	69	68	277	28,500
3	Chuck Courtney	70	66	70	72	278	17,750
4	Julius Boros	69	70	72	68	279	11,750
5	Lee Trevino	72	69	71	68	280	10,250
6	Gary Player	74	68	70	70	282	9,000
7T	Gary McCord	72	74	66	71	283	7,094
7T	Lou Graham	74	72	71	66	283	7,094
7T	Charles Coody	68	72	74	69	283	7,094
7T	Steve Melnyk	72	69	72	70	283	7,094
11T	Tom Weiskopf	70	68	72	74	284	5,063
11T	Jack Ewing	76	69	71	68	284	5,063
11T	Bud Allin	74	68	74	68	284	5,063
11T	Chi Chi Rodriguez	72	71	72	69	284	5,063
15T	Bruce Devlin	71	71	73	70	285	3,875
15T	Jim Simons	74	72	71	68	285	3,875
15T	Orville Moody	69	72	72	72	285	3,875
15T	David Graham	73	69	70	73	285	3,875
19T	Gay Brewer	72	68	75	71	286	2,589
19T	Bobby Mitchell	75	71	70	70	286	2,589
19T	Tom Watson	73	69	73	71	286	2,589
19T	Dan Sikes	71	68	74	73	286	2,589
19T	Lionel Hebert	71	73	70	72	286	2,589
19T	Hubert Green	68	73	71	74	286	2,589
19T	Hale Irwin	65	72	73	76	286	2,589
26T	Lee Elder	71	69	75	72	287	1,850
26T	Dale Douglass	73	70	74	70	287	1,850
26T	Bob Menne	72	68	78	69	287	1,850
26T	Dave Hill	72	73	70	72	287	1,850
26T	Larry Hinson	68	72	72	75	287	1,850
31T	Monty Kaser	73	73	66	76	288	1,418
31T	Bert Greene	71	74	71	72	288	1,418
31T	Mason Rudolph	74	66	76	72	288	1,418
31T	Bobby Nichols	68	73	75	72	288	1,418
31T	Larry Zeigler	70	74	73	71	288	1,418
31T	Tom Kite	73	71	73	71	288	1,418
31T	Ray Floyd	76	69	73	70	288	1,418
38T	Kermit Zarley	71	74	73	71	289	1,100
38T	Ken Still	72	71	74	72	289	1,100
38T	Pat Fitzsimons	71	73	75	70	289	1,100
38T	Jim Dent	74	70	71	74	289	1,100
42T	Larry Nelson	70	73	73	74	290	850
42T	Phil Rodgers	69	77	71	73	290	850
42T	Butch Baird	69	76	72	73	290	850
42T	Frank Beard	69	75	74	72	290	850
42T	Joe Inman	73	73	74	70	290	850
42T	John Mahaffey	76	69	72	73	290	850
48T	Dave Stockton	70	71	75	75	291	641
48T	Rik Massengale	71	72	72	76	291	641
48T	Don Bies	72	72	74	73	291	641
48T	J. C. Snead	74	68	76	73	291	641
52T	Homero Blancas	74	69	74	75	292	575
52T	Jerry Heard	73	73	73	73	292	575
52T	Billy Casper	68	76	74	74	292	575
52T	Andy North	72	70	77	73	292	575
52T	Randy Erskine	74	72	73	73	292	575
57T	Artie McNickle	75	70	73	75	293	519
57T	Ross Randall	71	74	75	73	293	519
57T	Gibby Gilbert	74	72	77	70	293	519
57T	Mike Morley	72	73	70	78	293	519
61T	Bob Eastwood	72	73	73	76	294	475
61T	David Barber	75	71	73	75	294	475
61T	Richard Crawford	72	72	77	73	294	475
64	Lyn Lott	71	74	76	74	295	450
65	Bob Payne	71	73	74	78	296	437
66T	Bob Stanton	69	77	73	78	297	413
66T	Art Wall Jr.	71	74	77	75	297	413
66T	Tom Shaw	71	74	75	77	297	413
69	Forrest Fezler	74	71	79	74	298	387
70T	Rick Rhoads	73	71	77	78	299	188
70T	John Schroeder	72	73	81	73	299	188
72	Roger Parker	75	69	81	77	302	-
73	Bruce Crampton	71	73	75	wd		
74	Bert Yancey	68	75	dq			

DID NOT MAKE CUT

147..A. Palmer, Marr, Schlee, Eichelberger, Wiechers, M. Hayes, Allard, Knudson, Geiberger, Jones
148 ..Charles, Masserio, Mast, M. Hill, Sneed, Rhyon, McGee, Pearce
149 ..Littler, Burke, Archer, Lister, Kallam, M. Barber, L. Thompson, Cerrudo
150 ..Novak, T. Evans, Brown, Bohen, Unger, McBee, Davis, Aaron, Jamieson, Charles Sifford, Fleisher, Crenshaw
151 ..Comstock, Nevil, Rosburg, Ford, Wadkins, Allen, D. Lotz, Goalby, CurtisSifford
152 ..Moran, S. Adams, Ziobro
153 ..B. Smith, Funseth, Dickson, Venturi
154 ..R. Ellis, Armstrong, Zender, D. Weaver, Morgan
155 ..Goetz, Stubblefield, Cain
156 ..Simmons, Harris
157 ..Hiskey
158 ..Pace
160 ..Acton
165 ..Dugger
167 ..J. Collins
WD ..B. Wynn, Lunn, Chancellor, M. Higgins, J. Miller, McCullough, Regalado

1974 CHAMPIONSHIP RACE

At 18		At 36	
1 Hale Irwin	65	1 Chuck Courtney	136
2T Bobby Nichols	68	2T ROD CURL	137
2T Billy Casper	68	2T Hale Irwin	137
2T Charles Coody	68	4 Tom Weiskopf	138
2T Larry Hinson	68	At 54	
2T Bert Yancey	68	1 Chuck Courtney	206
2T Hubert Green	68	2 ROD CURL	208
8T Frank Beard	69	3 Jack Nicklaus	209
8T Orville Moody	69	At 72	
8T Phil Rodgers	69	1 ROD CURL	276
8T Bob Stanton	69	2 Jack Nicklaus	277
8T Butch Baird	69	3 Chuck Courtney	278
8T Julius Boros	69		
14T ROD CURL	70		

(tied with six others)

HIGHLIGHTS



Rod Curl

This year found tremendous changes taking place at Colonial. The National Invitation became one of three PGA 'Designated' tournaments, requiring the top 150 players to compete, Colonial's biggest field in history. The purse increased from \$150,000 to \$250,000 and top money of \$50,000 went to Rod Curl, whose 276 beat out Jack Nicklaus by a single stroke. Colonial also held its first qualifying round to fill out the field of 150 golfers.

CBS made its network debut at Colonial this year, and saw a bogey on #17 cost the Golden Bear the tournament. Curl's caddy was the same one who helped Dave Stockton into the Colonial winner's circle in 1967.

Name in italics indicate amateur.

1973 COLONIAL RESULTS

May 10-13

Rank	Player	1R	2R	3R	4R	Total	Money
1	Tom Weiskopf	69	68	70	69	276	\$30,000
2T	Bruce Crampton	66	69	69	73	277	13,875
2T	Jerry Heard	69	69	71	68	277	13,875
4	Lee Elder	70	68	69	71	278	7,050
5	Julius Boros	69	72	70	69	280	6,150
6T	Kermit Zarley	71	70	71	69	281	5,100
6T	Hale Irwin	70	69	72	70	281	5,100
8T	Mason Rudolph	73	69	67	73	282	4,075
8T	John Mahaffey	73	70	69	70	282	4,075
8T	Leonard Thompson	74	67	71	70	282	4,075
11	Jim Wiechers	72	73	70	68	283	3,450
12T	Labron Harris, Jr	70	72	70	72	284	2,900
12T	Charles Coody	70	72	72	70	284	2,900
12T	Bert Greene	72	71	72	69	284	2,900
15T	Lou Graham	72	66	71	76	285	2,400
15T	Bob Dickson	72	73	68	72	285	2,400
15T	Charles Sifford	71	71	72	71	285	2,400
18T	<i>Ben Crenshaw</i>	75	71	73	67	286	
18T	Ken Still	68	71	73	74	286	1,875
18T	Ray Royd	74	72	73	67	286	1,875
18T	Gene Littler	71	68	76	71	286	1,875
18T	Phil Rodgers	69	74	73	70	286	1,875
23	Deane Beman	70	70	78	69	287	1,500
24T	Fred Marti	70	74	70	74	288	1,215
24T	David Graham	71	73	70	74	288	1,215
24T	Brian Allin	72	71	71	74	288	1,215
24T	Art Wall Jr.	73	70	73	72	288	1,215
24T	Bert Yancey	71	72	71	74	288	1,215
24T	Orville Moody	71	74	75	68	288	1,215
24T	Lanny Wadkins	71	73	73	71	288	1,215
31T	Johnny Miller	74	71	70	74	289	952
31T	Dick Lotz	72	71	74	72	289	952
31T	Tom Kite	71	75	72	71	289	952
31T	Tom Jenkins	73	71	76	69	289	952
35T	Tommy Nichols	69	75	70	76	290	741
35T	Dave Stockton	70	72	72	76	290	741
35T	John Schlee	75	70	73	72	290	741
35T	Larry Hinson	74	71	73	72	290	741
35T	Al Geiberger	74	73	73	70	290	741
35T	Homero Blancas	70	72	78	70	290	741
35T	Gardner Dickinson	70	71	75	74	290	741
42T	Rik Massengale	73	69	75	74	291	555
42T	Bob Murphy	71	71	75	74	291	555
42T	Jim Jamieson	75	71	73	72	291	555
42T	Bob Goalby	72	71	75	73	291	555
42T	Butch Baird	70	76	75	70	291	555
42T	Billy Casper	75	73	74	69	291	555
48T	Tommy Aaron	76	70	72	74	292	406
48T	Ron Cerrudo	77	71	72	72	292	406
48T	Chi Chi Rodriguez	73	75	75	69	292	406
48T	Jerry McGee	74	72	71	75	292	406
48T	Miller Barber	71	70	74	77	292	406
53T	Bob Lunn	71	74	75	73	293	356
53T	Frank Beard	72	70	79	72	293	356
55T	Dale Douglass	73	69	72	80	294	330
55T	Don January	73	74	73	74	294	330
55T	Roy Pace	71	73	76	74	294	330
55T	Lee Trevino	71	73	76	74	294	330
55T	Chris Blocker	72	76	73	73	294	330
60T	Jim Simons	79	69	72	75	295	303
60T	Gibby Gilbert	69	74	73	79	295	303
62T	<i>John Granger</i>	73	72	75	76	296	
62T	Dwight Nevil	78	70	70	78	296	281
62T	Dave Eichelberger	75	72	73	76	296	281
62T	Grier Jones	70	75	75	76	296	281
62T	Doug Sanders	76	71	75	74	296	281
67	Dave Hill	73	75	77	72	297	263
68	Babe Hiskey	77	66	79	76	298	255
69T	Tom Watson	73	73	74	79	299	243
69T	Rod Curl	72	74	75	78	299	243
71	Don Bies	72	72	79	77	300	233
72	Bob Barbarossa	74	74	75	78	301	225
73T	George Knudson	70	78	74	80	302	-
73T	Chuck Courtney	76	71	77	78	302	-
75	Marty Fleckman	70	76	84	81	311	-
76	Mike Hill	76	72	78	wd	-	-

DID NOT MAKE CUT

Larry Wood	(74 - 75) - 149	John Schroeder	(78 - 73) - 151
DeWitt Weaver Jr.	(78 - 71) - 149	Don Cherry	(78 - 74) - 152
Hubert Green	(72 - 77) - 149	Bob Charles	(73 - 79) - 152
Curtis Sifford	(73 - 76) - 149	Steve Melnyk	(76 - 76) - 152
Bob E. Smith	(74 - 75) - 149	Andy North	(73 - 79) - 152
Don Iverson	(77 - 72) - 149	Cesar Sanudo	(74 - 78) - 152
Ralph Johnston	(72 - 77) - 149	Allen Miller	(76 - 77) - 153
Bobby Mitchell	(76 - 74) - 150	Lionel Hebert	(72 - 81) - 153
George Johnson	(75 - 75) - 150	Tom Shaw	(74 - 80) - 154
Tom Ulozas	(77 - 73) - 150	Dave Marr	(78 - 80) - 158
<i>Vinnie Giles</i>	(76 - 74) - 150	J.C. Snead	78-nc
Forrest Fezler	(76 - 74) - 150	Gay Brewer	80-wd
Ed Snead	(77 - 74) - 151	B.R. McLendon	82-wd
Jack Montgomery	(80 - 71) - 151	Larry Ziegler	nc
Bob Rosburg	(75 - 76) - 151		

1973 CHAMPIONSHIP RACE

At 18		At 54		
1	Bruce Crampton	66	1 Bruce Crampton	204
2	Ken Still	68	2T TOM WEISKOPF	207
3T	TOM WEISKOPF	69	2T Lee Elder	207
3T	Jerry Heard	69	4T Jerry Heard	209
3T	Bobby Nichols	69	4T Mason Rudolph	209
3T	Gibby Gilbert	69	4T Lou Graham	209
3T	Julius Boros	69		
3T	Phil Rodgers	69		
At 36		At 72		
1	Bruce Crampton	135	1 TOM WEISKOPF	276
2	TOM WEISKOPF	137	2T Bruce Crampton	277
3T	Jerry Heard	138	2T Jerry Heard	277
3T	Lou Graham	138	4 Lee Elder	278
3T	Lee Elder	138		

HIGHLIGHTS



Tom Weiskopf

The 18th hole once again was disastrous to the championship hopes of Bruce Crampton, who led the tournament from the start. He took a double bogey six there on the final day (though did not hit into the greenside lake) and thus lost the title by one stroke to Tom Weiskopf. Weiskopf's 276 total started him on a victory streak which produced five championships, \$245,463 in official money, the British Open title, the World Series of Golf crown and 'Golfer of the Year' honors.

Crampton, who had led for three days, was caught by Weiskopf on the 13th hole. But with a one-shot lead on the last hole, he hooked his tee shot behind a tree. His sand wedge punch shot squirted right and damaged his club. His third stroke reached a greenside bunker. Forced to use a pitching wedge from the sand, his blast was woefully short, as was the ensuing, desperate putt to tie.

Names in italics indicate amateurs.

1972 COLONIAL RESULTS

May 11-14

Rank	Player	1R	2R	3R	4R	Total	Money
1	Jerry Heard.....	69	66	67	73	275	\$25,000
2	Fred Marti.....	66	70	69	72	277	14,300
3	Dave Stockton.....	67	68	71	72	278	8,850
4	Phil Rodgers.....	68	69	68	74	279	5,850
5	Bob Murphy.....	74	67	70	69	280	5,125
6	Bert Greene.....	67	73	69	72	281	4,500
7T	Bobby Nichols.....	71	69	68	74	282	3,687
7T	Bruce Crampton.....	66	74	71	71	282	3,687
7T	George Johnson.....	73	71	68	70	282	3,687
10T	Lee Elder.....	69	67	72	75	283	2,650
10T	Ray Floyd.....	71	72	67	73	283	2,650
10T	Mason Rudolph.....	72	71	68	72	283	2,650
10T	Don Bies.....	76	68	68	71	283	2,650
10T	Bruce Devlin.....	72	68	72	71	283	2,650
15T	Julius Boros.....	72	70	65	77	284	2,125
15T	<i>Ben Crenshaw</i>	71	72	69	72	284	
17T	Deane Beman.....	67	74	69	75	285	1,750
17T	Johnny Miller.....	69	72	70	74	285	1,750
17T	Chi Chi Rodriguez.....	70	73	70	72	285	1,750
17T	Homer Blancas.....	77	67	70	71	285	1,750
17T	Lou Graham.....	71	70	74	70	285	1,750
22T	George Knudson.....	71	72	68	75	286	1,267
22T	<i>Tom Kite</i>	70	73	70	73	286	
22T	Jerry McGee.....	68	76	70	72	286	1,267
22T	Art Wall.....	74	71	74	67	286	1,006
26T	Al Geiberger.....	71	72	70	74	287	1,006
26T	Bert Yancey.....	72	72	70	73	287	1,006
26T	John Mahaffey.....	72	70	72	73	287	1,006
26T	Charles Coody.....	69	73	74	71	287	1,006
26T	Ralph Johnston.....	70	70	68	79	287	1,006
31T	Bobby Mitchell.....	68	73	71	76	288	815
31T	Don January.....	72	69	71	76	288	815
31T	Lee Trevino.....	73	71	69	75	288	815
31T	Larry Wood.....	70	74	69	75	288	815
31T	Charles Sifford.....	72	72	73	71	288	815
36T	Leonard Thompson.....	67	72	73	77	289	675
36T	Dave Marr.....	68	71	74	76	289	675
36T	Bob Goalby.....	73	71	72	73	289	675
36T	Miller Barber.....	69	74	72	74	289	675
36T	Babe Hisey.....	72	70	75	72	289	675
41T	Ken Still.....	70	71	73	76	290	581
41T	Hubert Green.....	73	73	71	73	290	581
43T	Hale Irwin.....	71	72	74	74	291	469
43T	Rod Funseth.....	72	73	73	73	291	469
43T	Steve Melnyk.....	72	74	73	72	291	469
43T	Larry Ziegler.....	77	68	74	72	291	469
47T	Gibby Gilbert.....	75	69	71	77	292	350
47T	Lanny Wadkins.....	72	73	74	73	292	350
47T	Roy Pace.....	73	72	75	72	292	350
50T	Ted Hayes.....	74	71	70	78	293	288
50T	Larry Hinson.....	72	74	73	74	293	288
52T	Chris Blocker.....	70	73	74	77	294	250
52T	Bob Stone.....	75	70	73	76	294	250
52T	R. H. Sikes.....	71	73	74	76	294	250
52T	Chuck Courtney.....	74	72	73	75	294	250
52T	Wilf Homenuik.....	71	73	75	75	294	250
52T	Kermit Zarley.....	70	76	75	73	294	250
52T	Mike Hill.....	73	72	76	73	294	250
52T	John Jacobs.....	72	72	77	73	294	250
60T	J. C. Snead.....	71	72	74	78	295	250
60T	Jack Montgomery.....	72	74	72	77	295	250
60T	Tom Weiskopf.....	76	68	74	77	295	250
60T	Billy Maxwell.....	68	75	75	77	295	250
60T	Chuck Thorpe.....	72	74	73	76	295	250
60T	Pete Brown.....	74	72	74	75	295	250
66	Don Iverson.....	75	70	74	77	296	250
67	Lionel Hebert.....	72	74	75	76	297	250
68T	John Lister.....	76	69	75	81	301	250
68T	Marty Fleckman.....	70	76	75	80	301	250
70	DeWitt Weaver.....	71	74	83	74	302	250

DID NOT MAKE CUT

Bill Garrett.....	(75 - 72) - 147	Herb Hooper.....	(73 - 76) - 149
Bob Charles.....	(75 - 72) - 147	Randy Wolff.....	(75 - 75) - 150
Bunky Henry.....	(76 - 71) - 147	Don Cherry.....	(72 - 78) - 150
Bob Lunn.....	(68 - 79) - 147	John Schreoder.....	(80 - 70) - 150
Bob Rosburg.....	(73 - 74) - 147	Dave Eichelberger.....	(77 - 73) - 150
Tom Shaw.....	(75 - 72) - 147	Doug Sanders.....	(74 - 76) - 150
George Archer.....	(70 - 78) - 148	Cesar Sanudo.....	(81 - 70) - 151
Labron Harris Jr.....	(71 - 77) - 148	Bud Allin.....	(77 - 74) - 151
Ron Cerrudo.....	(76 - 72) - 148	John Schlee.....	(74 - 78) - 152
Gay Brewer.....	(73 - 76) - 149	Ernie Vossler.....	(80 - 72) - 152
Dale Douglass.....	(78 - 71) - 149	Jim Jamieson.....	(76 - 77) - 153
David Graham.....	(77 - 72) - 149	B.R. McLendon.....	(74 - 79) - 153
Terry Dill.....	(73 - 76) - 149	Orville Moody.....	(75 - 80) - 155
Grier Jones.....	(74 - 75) - 149	Jack Lewis.....	(80 - 77) - 157
Bob Dickson.....	(74 - 75) - 149	Bob Shaw.....	75-wd
Bob E. Smith.....	(70 - 79) - 149	Tommy Bolt.....	74-dq

1972 CHAMPIONSHIP RACE

At 18		At 36			
1T	Bruce Crampton.....	66	1T	JERRY HEARD.....	135
1T	Fred Marti.....	66	1T	Dave Stockton.....	135
3T	Deane Beman.....	67	3T	Lee Elder.....	136
3T	Leonard Thompson.....	67	3T	Fred Marti.....	136
3T	Dave Stockton.....	67	At 54		
3T	Bert Greene.....	67	1	JERRY HEARD.....	202
7T	Dave Marr.....	68	2T	Fred Marti.....	205
7T	Bobby Mitchell.....	68	2T	Phil Rodgers.....	205
7T	Jerry McGee.....	68	4	Dave Stockton.....	206
7T	Billy Maxwell.....	68	At 72		
7T	Bob Lunn.....	68	1	JERRY HEARD.....	275
7T	Phil Rodgers.....	68	2	Fred Marti.....	277
13T	JERRY HEARD.....	69	3	Dave Stockton.....	278

(tied with four others)

HIGHLIGHTS



Jerry Heard

Jerry Heard, making only his second appearance at Colonial, flirted with the all-time scoring record here while winning first place money of \$25,000. Heard set a 54-hole record of 202, erasing the mark of Clayton Heafner (203) in 1948. However, Heard slipped to a 73 in the final round to finish at 275, three strokes off the competitive record, but two shots in front of runnerup Fred Marti. The two were tied on the last tee, but Marti's bogey gave Heard two putts to win. Heard's "lag" putt fell in for birdie.

Kermit Zarley scored the fourth ace in Colonial history (his second one here). Defending champion Gene Littler, who had made 18 straight appearances at Colonial, had to miss the tournament due to illness.

1971 COLONIAL RESULTS

May 20-23

Rank	Player	1R	2R	3R	4R	Total	Money
1	Gene Littler.....	72	68	74	69	283	\$25,000
2	Bert Yancey	69	73	72	70	284	14,300
3T	Orville Moody	71	73	72	69	285	6,081
3T	George Knudson	67	69	76	73	285	6,081
3T	Fred Marti.....	68	72	71	74	285	6,081
3T	Julius Boros.....	71	71	67	76	285	6,081
7T	Gary Player.....	73	70	74	69	286	3,412
7T	Jerry McGee	71	68	75	72	286	3,412
7T	Bob Rosburg.....	75	66	73	72	286	3,412
7T	Bert Greene.....	68	74	72	72	286	3,412
7T	Homero Blancas.....	67	73	71	75	286	3,412
12T	Hubert Green.....	73	74	73	67	287	1,950
12T	Tom Shaw.....	73	68	78	68	287	1,950
12T	Kermit Zarley	73	73	70	71	287	1,950
12T	Wilf Homenuik	70	74	71	72	287	1,950
12T	John Schlee.....	70	75	70	72	287	1,950
12T	Doug Sanders	72	69	73	73	287	1,950
12T	Lee Trevino.....	70	68	75	74	287	1,950
12T	Phil Rodgers	71	71	71	74	287	1,950
12T	John Mahaffey	71	72	70	74	287	1,950
12T	Dave Stockton.....	69	70	71	77	287	1,950
22T	Chi Chi Rodriguez	70	74	72	72	288	1,213
22T	Jack Montgomery.....	68	69	75	76	288	1,213
24T	Charles Coody	74	72	74	69	289	877
24T	Lee Elder.....	70	73	76	70	289	877
24T	Randy Wolff	75	69	75	70	289	877
24T	Rocky Thompson.....	72	74	72	71	289	877
24T	Jim Wiechers.....	70	71	76	72	289	877
24T	Miller Barber.....	74	72	72	71	289	877
24T	Bob Lunn.....	73	68	75	73	289	877
24T	Bruce Crampton.....	72	71	73	73	289	877
24T	Tommy Aaron.....	70	78	68	73	289	877
24T	Tom Weiskopf	71	72	72	74	289	877
24T	Frank Beard	71	70	74	74	289	877
24T	<i>Ben Crenshaw.....</i>	69	72	73	75	289	877
24T	Ron Cerrudo.....	70	70	73	76	289	877
37T	Larry Ziegler.....	71	70	70	79	290	554
37T	Bud Allin.....	74	70	76	70	290	554
37T	Jerry Heard.....	69	75	75	71	290	554
37T	Lionel Hebert.....	72	74	73	71	290	554
37T	Labron Harris.....	74	70	73	73	290	554
37T	Bruce Devlin	73	72	72	73	290	554
37T	Ken Still.....	70	75	71	74	290	554
37T	Dick Lotz.....	73	70	72	75	290	554
37T	Mike Hill.....	73	73	69	75	290	554
46T	Dick Rhyan	74	74	74	69	291	313
46T	Bob E. Smith.....	71	75	74	71	291	313
46T	Dale Douglass	71	76	73	71	291	313
46T	Chuck Courtney.....	69	73	74	75	291	313
46T	Bob Dickson.....	72	72	71	76	291	313
46T	DeWitt Weaver.....	70	74	71	76	291	313
52T	Larry Wood.....	73	71	75	73	292	192
52T	Dick Crawford.....	74	71	73	74	292	192
52T	Jim Jamieson.....	74	74	70	74	292	192
52T	Gardner Dickinson	72	70	74	76	292	192
52T	Rod Funseth.....	72	72	71	77	292	192
57T	Larry Hinson.....	75	73	73	72	293	192
57T	George Archer.....	73	72	75	73	293	192
57T	Al Gieberger.....	70	75	73	75	293	192
60T	Hal Underwood.....	77	68	76	73	294	192
60T	Jack Lewis.....	74	73	73	74	294	192
60T	Gay Brewer.....	74	71	74	75	294	192
60T	Ted Hayes.....	70	72	76	76	294	192
60T	Billy Casper	73	75	71	75	294	192
65T	Billy Maxwell	75	73	77	70	295	192
65T	Deane Beman	75	70	77	73	295	192
65T	J. C. Snead	73	75	73	74	295	192
68T	John Schroeder.....	72	72	76	76	296	192
68T	Bob Charles	76	72	72	76	296	192
70T	Ray Pace.....	75	71	77	74	297	192
70T	Babe Hiskey.....	73	73	77	74	297	192
70T	Lou Graham	73	70	77	77	297	192
73	Bob Goalby.....	73	74	77	74	298	192
74	Don Cherry.....	75	73	77	74	299	192
75	Ray Floyd.....	74	74	78	75	301	192
76T	Terry Dill.....	73	74	75	81	303	192
76T	Bobby Mitchell.....	70	75	75	83	303	192

DID NOT MAKE CUT

Bill Garrett.....	(73 - 76) - 149	Hugh Royer.....	(74 - 77) - 151
Hale Irwin.....	(75 - 74) - 149	Steve Reid	(75 - 77) - 152
Don Bies.....	(78 - 71) - 149	Ed Sneed	(76 - 76) - 152
Bob Murphy	(71 - 78) - 149	Grier Jones	(74 - 79) - 153
Chris Blocker	(78 - 72) - 150	Ernie Vossler.....	(77 - 77) - 154
Art Wall.....	(73 - 76) - 150	Bob Stone.....	(82 - 73) - 155
R. H. Sikes.....	(77 - 73) - 150	Roland Harper.....	(81 - 74) - 155
Dave Eichelberger	(73 - 77) - 150	Howie Johnson.....	(78 - 77) - 155
Johnny Miller.....	(73 - 77) - 150	Jacky Cupit.....	(77 - 79) - 156
Don January.....	(73 - 77) - 150	Cesar Sanudo.....	78-wd
Bob Menne.....	(78 - 73) - 151	Dave Hill.....	77-dq
Steve Spray	(72 - 79) - 151	Gibby Gilbert.....	wd

1971 CHAMPIONSHIP RACE

At 18		At 36			
1T	George Knudson.....	67	4T	Jerry McGee.....	139
1T	Homero Blancas.....	67	6T	GENE LITTLER.....	140
3T	Fred Marti	68	(tied with three others)		
3T	Jack Montgomery.....	68	At 54		
3T	Bert Greene.....	68	1	Julius Boros	209
6T	Ben Crenshaw.....	69	2	Dave Stockton.....	210
6T	Chuck Courtney	69	3T	Larry Ziegler	211
6T	Dave Stockton.....	69	3T	Fred Marti.....	211
6T	Bert Yancey.....	69	3T	Homero Blancas	211
6T	Jerry Heard.....	69	6T	Jack Montgomery	212
11T(13 players).....	70	6T	George Knudson.....	212	
24T(11 players).....	71	8T	John Mahaffey.....	213	
35T(GENE LITTLER.....)	72	8T	Phil Rodgers.....	213	
(tied with nine others).....		8T	Ron Cerrudo.....	213	
At 36		8T	Lee Trevino.....	213	
1	George Knudson.....	136	12T	GENE LITTLER.....	214
2	Jack Montgomery.....	137	(tied with six others)		
3	Lee Trevino.....	138	At 72		
4T	Dave Stockton	139	1	GENE LITTLER.....	283
			2	Bert Yancey.....	284

HIGHLIGHTS



Gene Littler

Until this year, Gene Littler had done everything at Colonial except win the championship. In 17 previous visits he had been in the money each time (a record); he was the all-time Colonial money winner with \$51,615; he had finished 10 times in the top 10 here, including three times in second place; and his stroke average for the previous five years (70.70) and 10 years (71.15) was tops. So, he did the logical thing - he won the title and set a couple of more records. Littler came from farther behind (tied for 35th after 18 holes) than any previous champion and he became the first man ever to eagle the 18th hole.

Windy conditions kept the field bunched, and Littler didn't know he was close to victory until the end of the round. His birdie on the 16th hole gave him the win. Later in the year, Littler was diagnosed with cancer of the lymph nodes, making him the first Colonial champ unable to defend his title. A full recovery saw him back in action in 1973.

Name in italics indicate amateur.

1970 COLONIAL RESULTS

May 14-17

Rank	Player	1R	2R	3R	4R	Total	Money
1	Homero Blancas.....	69	68	69	67	273	\$25,000
2T	Lee Trevino.....	66	70	69	69	274	11,575
2T	Gene Littler.....	69	72	66	67	274	11,575
4	Kel Nagle.....	70	71	69	68	278	5,850
5T	Hale Irwin.....	73	68	69	69	279	4,812
5T	Bob Charles.....	69	70	72	68	279	4,812
7T	Tom Shaw.....	68	73	69	70	280	3,842
7T	Dick Lotz.....	69	72	71	68	280	3,842
9T	Bob E Smith.....	67	69	73	72	281	3,125
9T	Lionel Hebert.....	70	70	71	70	281	3,125
9T	Howie Johnson.....	76	71	66	68	281	3,125
12T	Dale Douglass.....	75	72	63	72	282	2,275
12T	Bert Yancey.....	69	76	67	70	282	2,275
12T	Gary Player.....	66	74	72	70	282	2,275
12T	Grier Jones.....	72	73	68	69	282	2,275
12T	Dave Stockton.....	69	72	72	69	282	2,275
17T	Larry Ziegler.....	69	71	68	75	283	1,456
17T	Roberto De Vicenzo.....	70	66	74	73	283	1,456
17T	Jack Nicklaus.....	71	70	69	73	283	1,456
17T	Gibby Gilbert.....	70	72	69	72	283	1,456
17T	Rod Funseth.....	73	66	72	72	283	1,456
17T	Larry Hinson.....	71	75	66	71	283	1,456
17T	Bobby Nichols.....	69	71	72	71	283	1,456
17T	Julius Boros.....	69	73	71	70	283	1,456
25T	Tom Weiskopf.....	70	74	69	71	284	982
25T	Bobby Mitchell.....	70	71	74	69	284	982
25T	George Archer.....	74	71	70	69	284	982
25T	Billy Maxwell.....	73	73	73	65	284	982
29T	Bob Lunn.....	70	71	70	74	285	815
29T	Frank Beard.....	67	72	72	74	285	815
29T	Al Geiberger.....	74	70	69	72	285	815
29T	Terry Wilcox.....	68	73	74	70	285	815
29T	Tommy Aaron.....	70	73	74	68	285	815
34	Chuck Courtney.....	69	76	73	68	286	725
35T	Joel Goldstrand.....	71	69	73	74	287	602
35T	Miller Barber.....	69	68	76	74	287	602
35T	Kermit Zarley.....	70	75	69	73	287	602
35T	Bob Murphy.....	71	72	71	73	287	602
35T	Jack McGowan.....	71	74	71	71	287	602
35T	Bob Verwey.....	69	75	72	71	287	602
35T	Bert Greene.....	72	69	75	71	287	602
35T	Gay Brewer.....	67	76	76	68	287	602
43T	Ron Cerrudo.....	71	71	71	75	288	355
43T	Lou Graham.....	71	71	72	74	288	355
43T	Orville Moody.....	72	74	69	73	288	355
43T	Bunky Henry.....	74	69	73	72	288	355
43T	R. H. Sikes.....	67	75	74	72	288	355
43T	Johnny Pott.....	67	77	73	71	288	355
43T	Bruce Devlin.....	68	76	74	70	288	355
50T	Jim Colbert.....	71	73	73	72	289	211
50T	Lee Elder.....	69	73	72	75	289	211
50T	Bruce Crampton.....	72	72	70	75	289	211
53T	Art Wall, Jr.....	69	69	79	73	290	192
53T	Chris Blocker.....	73	73	71	73	290	192
53T	Don Bies.....	72	71	71	76	290	192
56T	Ben Hogan.....	69	77	73	72	291	192
56T	Bobby Cole.....	73	69	76	73	291	192
56T	John Schroeder.....	72	75	71	73	291	192
59	Dave Hill.....	72	71	71	78	292	192
60T	Charles Coody.....	73	72	78	70	293	192
60T	Doug Sanders.....	70	72	76	75	293	192
62T	Terry Dill.....	71	72	79	72	294	192
62T	Dave Marr.....	72	71	76	75	294	192
62T	Bob Stanton.....	71	74	74	75	294	192
62T	Ken Still.....	71	76	72	75	294	192
62T	Pete Brown.....	69	78	71	76	294	192
67T	Bob Goalby.....	73	73	78	71	295	192
67T	Ernie Vossler.....	74	72	75	74	295	192
67T	Rives McBee.....	70	71	73	81	295	192
70	Bill Garrett.....	74	73	73	77	297	192
71T	Chi Chi Rodriguez.....	71	73	77	77	298	192
71T	Rocky Thompson.....	73	72	71	82	298	192
73T	George Knudson.....	73	74	77	75	299	192
73T	DeWitt Weaver.....	73	73	77	76	299	192
75	Gardner Dickinson.....	73	73	80	75	301	192
76	Jim Wiechers.....	68	74	80	80	302	192

DID NOT MAKE CUT

Deane Beman.....	(70 - 78) - 148	Don Massengale.....	(77 - 73) - 150
Tommy Bolt.....	(76 - 72) - 148	Dick Crawford.....	(76 - 74) - 150
Peter Townsend.....	(74 - 74) - 148	Bob Dickson.....	(75 - 75) - 150
Tommy Jacobs.....	(70 - 78) - 148	Earl Stewart Jr.....	(76 - 74) - 150
Charles Sifford.....	(72 - 76) - 148	Jacky Cupit.....	(79 - 73) - 152
Don January.....	(70 - 78) - 148	Fred Marti.....	(77 - 75) - 152
Jack Montgomery.....	(74 - 75) - 149	Bobby Greenwood.....	(78 - 75) - 153
Dudley Wysong.....	(77 - 72) - 149	Chandler Harper.....	(74 - 80) - 154
Phil Rodgers.....	(71 - 78) - 149	Steve Spray.....	(78 - 76) - 154
Steve Reid.....	(72 - 77) - 149	Mike Souchak.....	(77 - 78) - 155
Mason Rudolph.....	(76 - 73) - 149	Johnny Palmer.....	(77 - 78) - 155
Ray Floyd.....	(70 - 80) - 150	Harold Henning.....	dq

1970 CHAMPIONSHIP RACE

At 18		At 36			
1T	Lee Trevino.....	66	1T Lee Trevino.....	136	
1T	Gary Player.....	66	1T Bob Smith.....	136	
3T	Gay Brewer.....	67	1T Roberto De Vicenzo.....	136	
3T	R. H. Sikes.....	67	4T HOMERO BLANCAS.....	137	
3T	Johnny Pott.....	67	4T Miller Barber.....	137	
3T	Frank Beard.....	67	At 54		
3T	Bob Smith.....	67	1	Lee Trevino.....	205
8T	Terry Wilcox.....	68	2	HOMERO BLANCAS.....	206
8T	Bruce Devlin.....	68	3	Gene Littler.....	207
8T	Tom Shaw.....	68	At 72		
8T	Jim Wiechers.....	68	1	HOMERO BLANCAS.....	273
12T	HOMERO BLANCAS.....	69	2T	Lee Trevino.....	274
	(tied with 15 others).....		2T	Gene Littler.....	274

HIGHLIGHTS



Homero Blancas

Gary Player and Lee Trevino started off this derby with opening 66s, but shared the spotlight with the 57-year-old Ben Hogan, who fired a 69 in his final competitive appearance at Colonial. A record-shattering 27 sub-par rounds on Thursday led to a record six golfers turning in sub-par 72-hole scores. Ultimately, Homero Blancas overtook Trevino on Sunday and shot the second lowest tournament score in history (up to that time) - 273. He also became the second champ to fire four sub-par rounds en route to victory.

After the finish, second-place Trevino joked, "Bring on the champagne; you've never seen a Mexican winner and runner-up!" Dale Douglass shot a new course record of 63 in the third round, and Billy Maxwell fired a back nine record of 30.

1969 COLONIAL RESULTS

May 15-18

Rank	Player	1R	2R	3R	4R	Total	Money
1	Gardner Dickinson	71	68	73	66	278	\$25,000
2	Gary Player	70	68	72	69	279	14,300
3	Don January	71	70	70	69	280	8,850
4T	Bob Charles	69	72	73	68	282	5,487
4T	Jack Nicklaus	68	70	73	71	282	5,487
6T	George Knudson	74	72	71	66	283	3,890
6T	Bob Lunn	72	71	73	67	283	3,890
6T	Dave Hill	74	69	72	68	283	3,890
6T	Bruce Crampton	70	69	69	75	283	3,890
10	Frank Beard	73	68	76	67	284	3,125
11T	Larry Mowry	71	74	71	69	285	2,625
11T	Johnny Pott	74	71	71	69	285	2,625
11T	Chuck Courtney	66	74	72	73	285	2,625
14T	Dick Crawford	68	74	75	69	286	1,937
14T	Tom Shaw	70	74	73	69	286	1,937
14T	Bruce Devlin	72	69	75	70	286	1,937
14T	Charles Coody	70	69	75	72	286	1,937
14T	Bert Yancey	71	65	77	73	286	1,937
14T	Billy Maxwell	68	70	70	78	286	1,937
20T	Tommy Aaron	75	69	73	70	287	1,325
20T	Bob Dickson	77	69	71	70	287	1,325
20T	Chi Chi Rodriguez	73	72	71	71	287	1,325
20T	Fred Marti	71	70	73	73	287	1,325
24T	Art Wall	70	73	74	71	288	986
24T	Miller Barber	69	74	74	71	288	986
24T	Jack McGowan	73	73	71	71	288	986
24T	B. R. McLendon	73	72	71	72	288	986
24T	Dave Stockton	69	72	73	74	288	986
24T	Jack Montgomery	70	68	75	75	288	986
30T	Deane Beman	70	72	77	70	289	756
30T	Tommy Jacobs	74	71	74	70	289	756
30T	Rod Funseth	71	72	75	71	289	756
30T	Lee Elder	72	74	71	72	289	756
30T	Phil Rodgers	75	69	72	73	289	756
30T	Jacky Cupit	72	69	74	74	289	756
30T	Dale Douglass	71	71	73	74	289	756
37T	Arnold Palmer	73	68	80	69	290	574
37T	Larry Hinson	75	72	74	69	290	574
37T	Don Bies	70	70	80	70	290	574
37T	Frank Boynton	70	71	75	74	290	574
37T	Tommy Bolt	71	72	72	75	290	574
37T	Howie Johnson	74	71	70	75	290	574
43T	Earl Stewart Jr	72	74	73	72	291	397
43T	Bob Smith	71	74	74	72	291	397
43T	Gay Brewer	72	71	75	73	291	397
43T	Charles Sifford	73	69	75	74	291	397
47T	Lou Graham	73	71	77	71	292	258
47T	Dick Lotz	75	72	73	72	292	258
47T	Julius Boros	72	72	74	74	292	258
47T	Bert Greene	76	68	74	74	292	258
47T	Grier Jones	74	72	72	74	292	258
47T	Gene Littler	73	68	75	76	292	258
53T	Tony Jacklin	69	73	81	70	293	200
53T	John Lotz	72	73	75	73	293	200
53T	Ernie Vossler	74	69	75	75	293	200
53T	Bobby Cole	71	71	75	76	293	200
53T	Mason Rudolph	74	70	73	76	293	200
53T	Doug Sanders	71	72	73	77	293	200
53T	Bob Stanton	72	72	72	77	293	200
60T	Dudley Wysong	71	75	76	72	294	200
60T	Harold Henning	74	71	78	71	294	200
60T	George Archer	73	74	72	75	294	200
60T	Ken Still	75	69	74	76	294	200
64T	Mike Hill	75	72	75	73	295	200
64T	Homero Blancas	72	71	78	74	295	200
66T	Kermit Zarley	74	73	75	74	296	200
66T	Orville Moody	71	74	70	81	296	200
68T	R. H. Sikes	72	69	82	74	297	200
68T	Billy Casper	71	74	76	76	297	200
68T	Tom Weiskopf	71	76	68	82	297	200
71T	Jim Colbert	71	72	82	73	298	200
71T	Labron Harris Jr.	72	72	76	75	298	200
71T	Bobby Mitchell	74	71	76	77	298	200
71T	Jerry Edwards	74	71	73	80	298	200
75	Al Balding	75	71	80	75	301	200
76	Ray Floyd	72	73	81	x		

DID NOT MAKE CUT

Dean Refram	(72 - 76) - 148	Bob Murphy	(74 - 76) - 150
Doug Ford	(75 - 73) - 148	Kel Nagle	(77 - 73) - 150
Bob Goalby	(74 - 74) - 148	John Jacobs	(79 - 71) - 150
Rocky Thompson	(76 - 72) - 148	Dave Marr	(74 - 76) - 150
Chris Blocker	(71 - 77) - 148	John Schlee	(79 - 72) - 151
Ron Cerrudo	(74 - 74) - 148	Roland Harper	(78 - 74) - 152
Marty Fleckman	(73 - 75) - 148	Bob McCallister	(78 - 74) - 152
Steve Spray	(72 - 76) - 148	Lionel Hebert	(75 - 77) - 152
Terry Dill	(77 - 72) - 149	Don Massengale	(81 - 73) - 154
Bob Verwey	(73 - 77) - 150	Rives McBee	(84 - 73) - 157
Jay Hebert	(75 - 75) - 150	Billy Martindale	77-wd
Randy Glover	(76 - 74) - 150	Bunky Henry	wd

1969 CHAMPIONSHIP RACE

At 18		At 36			
1	Chuck Courtney	66	1	Bert Yancey	136
2T	Dick Crawford	68	2T	Jack Montgomery	138
2T	Jack Nicklaus	68	2T	Gary Player	138
2T	Billy Maxwell	68	2T	Jack Nicklaus	138
5T	Miller Barber	69	2T	Billy Maxwell	138
5T	Bob Charles	69	6T	GARDNER DICKINSON	139
5T	Dave Stockton	69	(tied with two others)		
5T	Tony Jacklin	69	At 54		
9T	Charles Coody	70	1T	Bruce Crampton	208
9T	Don Bies	70	1T	Billy Maxwell	208
9T	Deane Beman	70	3	Gary Player	210
9T	Frank Boynton	70	4T	Don January	211
9T	Bruce Crampton	70	4T	Jack Nicklaus	211
9T	Art Wall	70	6T	Chuck Courtney	212
9T	Jack Montgomery	70	6T	GARDNER DICKINSON	212
9T	Tom Shaw	70	At 72		
9T	Gary Player	70	1	GARDNER DICKINSON	278
18T	GARDNER DICKINSON	71	2	Gary Player	279
(tied with 16 others)			3	Don January	280

HIGHLIGHTS



Gardner Dickinson

The greatest golfers in the world were here, as well as the best youngsters on the way up, but a 41-year-old veteran on the verge of retirement won the top prize. The tournament had four different leaders before Gardner Dickinson roared in with a final round 66 to claim victory with a 278. He overtook Bruce Crampton, Don January, Jack Nicklaus and Gary Player on Sunday, and then credited the victory to a Thursday lesson from friend Ben Hogan.

There were a record 100 golfers in the field, necessitating a cut for the first time in Colonial history. New greens debuted on holes #7, 8 and 13, and the tournament's one millionth fan walked through the gates.

1968 COLONIAL RESULTS

May 16-19

Rank	Player	1R	2R	3R	4R	Total	Money
1	Billy Casper	68	71	68	68	275	\$25,000
2	Gene Littler	71	72	69	68	280	15,000
3	Tommy Aaron	69	74	68	70	281	9,375
4T	Lee Trevino	71	71	70	71	283	5,812
4T	Gary Player	70	68	69	76	283	5,812
6T	Harold Henning	71	73	70	71	285	4,291
6T	Julius Boros	73	71	70	71	285	4,291
6T	Earl Stewart	69	73	69	74	285	4,291
9T	Dudley Wysong	72	73	70	71	286	3,375
9T	Tommy Bolt	70	72	73	71	286	3,375
11	George Knudson	75	70	72	70	287	3,000
12	Bob Goalby	75	70	72	72	288	2,750
13T	George Archer	74	72	72	71	289	2,225
13T	Terry Dill	70	75	73	71	289	2,225
13T	Ken Still	69	71	74	75	289	2,225
13T	Jack Montgomery	69	77	68	75	289	2,225
13T	Dave Stockton	70	72	71	76	289	2,225
13T	Gardner Dickinson	71	73	70	75	289	2,225
19T	Johnny Pott	71	70	76	73	290	1,550
19T	Kel Nagle	69	77	69	75	290	1,550
19T	Tony Jacklin	72	73	69	76	290	1,550
22	Rocky Thompson	77	73	71	70	291	1,250
23T	Don January	73	75	71	73	292	975
23T	Bob Lunn	72	81	68	71	292	975
23T	Homero Blancas	76	77	67	72	292	975
23T	R. H. Sikes	72	74	70	76	292	975
23T	Steve Spray	72	74	69	77	292	975
28T	Chuck Courtney	74	73	72	74	293	800
28T	Phil Rodgers	74	75	67	77	293	800
30T	Chris Blocker	74	76	72	72	294	683
30T	Lionel Hebert	71	72	77	74	294	683
30T	Billy Maxwell	76	73	68	77	294	683
33T	Jay Hebert	77	73	72	73	295	587
33T	Tommy Jacobs	79	73	70	73	295	587
33T	John Lotz	72	77	72	74	295	587
33T	Kermit Zarley	72	74	72	77	295	587
37T	Bob Verwey	75	75	73	73	296	487
37T	Miller Barber	72	77	73	74	296	487
37T	Bob Charles	70	74	77	75	296	487
37T	Bruce Devlin	75	71	72	78	296	487
41T	Laurie Hammer	75	72	74	76	297	412
41T	Marty Fleckman	68	76	75	78	297	412
43T	Charles Coody	78	73	73	74	298	350
43T	Doug Sanders	77	72	73	76	298	350
43T	Dick Crawford	74	77	71	76	298	350
46T	Steve Reid	74	77	72	76	299	287
46T	Frank Beard	72	78	70	79	299	287
48T	Don Cherry	78	72	74	76	300	215
48T	Bobby Nichols	74	81	72	73	300	215
48T	Jack McGowan	77	73	73	77	300	215
48T	Gay Brewer	73	75	75	77	300	215
48T	Bert Yancey	75	75	70	80	300	215
53T	Charles Sifford	78	76	71	76	301	200
53T	Roland Harper	75	72	77	77	301	200
53T	Steve Oppermann	74	75	73	79	301	200
53T	Jerry Edwards	74	77	72	79	301	200
53T	Deane Beman	78	74	72	77	301	200
58	Don Massengale	75	75	77	75	302	175
59T	Ray Floyd	76	75	77	75	303	166
59T	Jim Colbert	74	75	76	78	303	166
59T	Ernie Vossler	73	80	70	80	303	166
62T	Dewitt Weaver	74	81	76	73	304	150
62T	Bob Dickson	76	78	75	75	304	150
62T	John Schlee	72	80	73	79	304	150
65T	Rex Baxter	74	77	81	74	306	150
65T	Ross Collins	76	78	73	79	306	150
67T	Dow Finsterwald	78	79	76	74	307	150
67T	Billy Martindale	73	78	79	77	307	150
67T	Jacky Cupit	76	81	77	73	307	150
67T	Bobby Cole	77	80	73	77	307	150
71	Bruce Crampton	72	81	75	—	—	—
72	Raymond Gafford	79	80	—	—	—	—
73	Dan Sikes	77	wd	—	—	—	—

1968 CHAMPIONSHIP RACE

At 18		At 54		
1T	BILLY CASPER	68	1T BILLY CASPER	207
1T	Marty Fleckman	68	1T Gary Player	207
3T	Jack Montgomery	69	3T Tommy Aaron	211
3T	Kel Nagle	69	3T Earl Stewart	211
3T	Earl Stewart	69	5T Gene Littler	212
3T	Ken Still	69	5T Lee Trevino	212
3T	Tommy Aaron	69		
At 36		At 72		
1	Gary Player	138	1 BILLY CASPER	275
2	BILLY CASPER	139	2 Gene Littler	280
3	Ken Still	140	3 Tommy Aaron	281
4	Johnny Pott	141	4T Gary Player	283
5T	Earl Stewart	142	4T Lee Trevino	283
5T	Lee Trevino	142		
5T	Dave Stockton	142		
5T	Tommy Bolt	142		

HIGHLIGHTS



Billy Casper

The pre-tournament favorite was Gary Player, and he claimed the lead after two rounds, but Billy Casper tied him on Saturday. Casper bolted out of the gates Sunday morning, fought off windy conditions, and dusted Player by eight shots to become a two-time Colonial champ. He carded the second lowest 72-hole total in NIT history (up to that time), a 275. Casper's previous Colonial victory was in 1964.

The tournament's second ace in history was recorded, by Kermit Zarley on #16.

1967 COLONIAL RESULTS

May 18-21

Rank	Player	1R	2R	3R	4R	Total	Money
1	Dave Stockton	65	66	74	73	278	\$23,000
2	Charles Coody	74	67	70	69	280	13,800
3T	Ben Hogan	67	72	69	73	281	7,187
3T	George Archer	72	68	68	72	281	7,187
5	Gene Littler	71	73	68	71	283	4,945
6T	Gardner Dickinson	71	67	72	73	284	4,140
6T	Arnold Palmer	73	73	67	71	284	4,140
8T	Frank Beard	72	71	68	74	285	3,258
8T	Jack Nicklaus	72	71	72	70	285	3,258
8T	Dan Sikes	70	72	71	72	285	3,258
11T	Bob Charles	72	71	71	72	286	2,369
11T	Bob Goalby	75	68	72	71	286	2,369
11T	Tom Weiskopf	70	65	70	81	286	2,369
11T	Homero Blancas	72	66	73	75	286	2,369
11T	Chi Chi Rodriguez	71	71	72	72	286	2,369
16T	Harold Henning	73	69	71	74	287	1,782
16T	Julius Boros	71	72	71	73	287	1,782
16T	Mason Rudolph	67	76	73	71	287	1,782
16T	Randy Glover	73	71	73	70	287	1,782
20T	Earl Stewart, Jr.	75	67	73	73	288	1,380
20T	Gay Brewer	68	73	71	76	288	1,380
20T	Johnny Pott	73	68	74	73	288	1,380
23T	Bruce Crampton	72	71	71	75	289	933
23T	Deane Beman	71	68	76	74	289	933
23T	Bobby Nichols	67	72	73	77	289	933
23T	Joe Campbell	74	71	71	73	289	933
27T	Miller Barber	73	72	71	74	290	765
27T	Billy Maxwell	71	72	75	72	290	765
27T	Billy Martindale	77	71	70	72	290	765
30T	Don January	74	71	69	77	291	650
30T	Charles Sifford	73	70	72	76	291	650
30T	Dave Hill	70	73	73	75	291	650
30T	Kel Nagle	73	70	73	75	291	650
30T	Al Geiberger	77	69	73	72	291	650
35T	Tommy Aaron	71	69	74	78	292	520
35T	Tommy Bolt	72	74	70	76	292	520
35T	Rocky Thompson	71	68	76	77	292	520
35T	Art Wall	75	70	73	74	292	520
39T	Ken Venturi	73	74	72	74	293	395
39T	Kermit Zarley	70	73	73	77	293	395
39T	Emie Vossler	73	71	73	76	293	395
39T	Dudley Wysong	71	71	79	72	293	395
43T	Ray Floyd	76	75	70	73	294	241
43T	Bruce Devlin	72	75	70	77	294	241
43T	Ken Still	74	73	72	75	294	241
46T	R. H. Sikes	79	70	71	75	295	150
46T	George Knudson	78	69	70	78	295	150
46T	Paul Bondeson	74	71	75	75	295	150
49T	Phil Rodgers	73	74	75	74	296	150
49T	Tom Nieporte	73	74	75	74	296	150
51	Jerry Edwards	73	73	75	76	297	150
52T	Jay Hebert	76	75	74	73	298	150
52T	Terry Dill	77	73	70	78	298	150
52T	Billy Casper	75	72	75	76	298	150
52T	Lionel Hebert	72	75	75	75	298	150
52T	Doug Sanders	73	76	74	75	298	150
52T	Dave Ragan	78	70	80	70	298	150
58T	Ted Makalena	78	73	75	74	300	150
58T	Dave Marr	74	75	78	73	300	150
60	Doug Ford	79	70	76	77	302	150
61T	Jack Burke, Jr.	79	75	73	76	303	150
61T	Bert Yancey	74	75	77	77	303	150
61T	Lou Graham	75	71	76	81	303	150
61T	Jay Dolan	75	73	78	77	303	150
65T	Jacky Cupit	70	73	75	78	306	150
65T	John Schlee	75	80	75	76	306	150
67	Rod Funseth	79	71	76	81	307	150
68	Dow Finsterwald	73	78	77	80	308	150
69T	Dale Douglass	77	75	75	84	311	150
69T	Mike Souchak	80	76	80	75	311	150
71	Bo Winingar	81	73	79	79	312	150
72	Don Massengale	79	77	78	81	315	150

1967 CHAMPIONSHIP RACE

At 18		At 54		
1	DAVE STOCKTON	65	1T DAVE STOCKTON	205
2T	Bobby Nichols	67	1T Tom Weiskopf	205
2T	Mason Rudolph	67	3 Ben Hogan	208
2T	Ben Hogan	67	4 George Archer	209
5	Gay Brewer	68	At 72	
At 36		1	DAVE STOCKTON	278
1	DAVE STOCKTON	131	2 Charles Coody	280
2	Tom Weiskopf	135	3T Ben Hogan	281
3	Homero Blancas	138	3T George Archer	281
		5	Gene Littler	283

HIGHLIGHTS



Dave Stockton

Young Dave Stockton was like the dinner guest who walked away with his host's best silver service. The 25-year-old Stockton was invited to Colonial as a Champions' Choice, then he stole away with first prize of \$23,000 plus a couple of course records. Stockton opened with a record tying 65, backed it up with a neat 66 to lead by four, then found himself tied with Tom Weiskopf going into the final round. Weiskopf took the lead Sunday with two early birdies, but soon collapsed. Stockton's 73 won by two shots over Charles Coody and Ben Hogan. The champ's 36-hole

total of 131 had cracked the old Colonial record by three strokes.

This year, Colonial saw its first 10 recorded on a hole. It was taken by Tommy Armour at the 11th, thanks to a two-shot penalty on his *caddie* for stepping into a bunker.

1966 COLONIAL RESULTS

May 19-22

Rank	Player	1R	2R	3R	4R	Total	Money
1	Bruce Devlin	67	68	70	75	280	\$22,000
2	R. H. Sikes	76	67	67	71	281	12,540
3T	Al Geiberger	70	69	72	71	282	6,765
3T	Tony Lema	71	71	69	71	282	6,765
5T	Ben Hogan	72	72	71	69	284	4,455
5T	Jack McGowan	73	69	68	74	284	4,455
7T	Gardner Dickinson	74	72	70	69	285	2,887
7T	Don January	69	73	70	73	285	2,887
7T	Gene Littler	69	69	70	77	285	2,887
7T	Johnny Pott	70	72	71	72	285	2,887
7T	Peter Thomson	68	72	71	74	285	2,887
7T	Bo Wininger	72	72	71	70	285	2,887
13T	George Archer	72	69	73	72	286	1,760
13T	Randy Glover	70	76	71	69	286	1,760
13T	Harold Henning	70	75	71	70	286	1,760
13T	Gary Player	70	74	72	70	286	1,760
13T	Phil Rodgers	74	73	72	67	286	1,760
13T	Chi Chi Rodriguez	72	76	67	71	286	1,760
13T	Tom Weiskopf	74	68	75	69	286	1,760
20T	Frank Beard	71	73	70	74	288	1,111
20T	Gay Brewer	75	67	68	78	288	1,111
20T	Babe Hiskey	73	73	71	71	288	1,111
20T	Earl Stewart, Jr.	73	71	74	70	288	1,111
20T	Bert Weaver	69	71	73	75	288	1,111
25T	Billy Casper	71	71	73	74	289	838
25T	Bob Goalby	74	70	71	74	289	838
25T	Jay Hebert	75	72	72	70	289	838
25T	George Knudson	72	71	74	72	289	838
25T	Dan Sikes	69	72	76	72	289	838
25T	Mike Souchak	74	71	72	72	289	838
31T	Miller Barber	70	73	72	75	290	701
31T	Julius Boros	73	75	71	71	290	701
31T	Charles Coody	71	73	73	73	290	701
31T	Don Massengale	73	73	69	75	290	701
35T	Raymond Floyd	75	70	71	75	291	605
35T	Ed Furgol	73	70	73	75	291	605
35T	Rocky Thompson	75	75	66	75	291	605
38T	Joe Campbell	72	72	72	76	292	536
38T	Chuck Courtney	72	72	74	74	292	536
40T	Bob Verwey	75	74	75	69	293	462
40T	Bert Yancey	73	78	69	73	293	462
42T	Lionel Hebert	72	73	71	78	294	352
42T	Dave Marr	71	75	76	72	294	352
42T	Ken Venturi	75	74	72	73	294	352
45T	Homero Blancas	76	74	75	70	295	258
45T	Bob Charles	68	74	76	77	295	258
45T	Rod Funseth	74	74	74	73	295	258
45T	Art Wall, Jr.	72	73	73	77	295	258
49T	Tommy Aaron	73	78	71	74	296	205
49T	Butch Baird	74	73	74	75	296	205
49T	Kel Nagle	74	73	73	76	296	205
52T	Bruce Crampton	74	79	69	75	297	165
52T	Jacky Cupit	74	79	70	74	297	165
52T	Dave Ragan	76	71	77	73	297	165
52T	Jack Rule, Jr.	73	74	77	73	297	165
56T	George Bayer	73	76	74	76	299	165
56T	Terry Dil	73	74	75	77	299	165
56T	Jack Montgomery	73	75	75	76	299	165
56T	Charles Sifford	76	77	69	77	299	165
60	Jerry Edwards	77	76	73	74	300	165
61T	Jim Ferree	73	73	83	72	301	165
61T	Ernie Vossler	76	78	72	75	301	165
63T	Dick Crawford	73	73	76	83	305	165
63T	Dow Finsterwald	75	80	76	74	305	165
65	Billy Martindale	80	76	78	72	306	165
66	Al Besselink	75	80	71	82	308	165
67	Johnny Palmer	76	76	81	79	312	165
68T	Tommy Bolt	75	70	71	(36)	wd	
68T	Doug Sanders	70	71	74	(42)	wd	
70	Mason Rudolph	74	70	73	wd		
71	Billy Maxwell	71	72	wd			
72	Byron Nelson	75	wd				

1966 CHAMPIONSHIP RACE

At 18		At 54			
1	BRUCE DEVLIN	67	1	BRUCE DEVLIN	205
2T	Peter Thomson	68	2	Gene Littler	208
2T	Bob Charles	68	3T	R.H. Sikes	210
4T	Don January	69	3T	Jack McGowan	210
4T	Gene Littler	69	3T	Gay Brewer	210
4T	Dan Sikes	69			
4T	Bert Weaver	69			
At 36		At 72			
1	BRUCE DEVLIN	135	1	BRUCE DEVLIN	280
2	Gene Littler	138	2	R.H. Sikes	281
3	Al Geiberger	139	3T	Tony Lema	282
4T	Peter Thomson	140	3T	Al Geiberger	282
4T	Bert Weaver	140			

HIGHLIGHTS



Bruce Devlin

Australian Bruce Devlin tried to give this one away by firing a final round 75, but found no takers, so he pocketed the \$22,000 first prize himself.

A record crowd of 21,000 watched chief challenger Gene Littler card a final round 77, then they saw R. H. Sikes miss a birdie putt on the final hole which would have tied Devlin. The champ was the leader from start to finish.

1965 COLONIAL RESULTS

May 6-11

Rank	Player	1R	2R	3R	4R	Total	Money
1	Bruce Crampton	71	68	71	66	276	\$20,000
2	George Knudson	68	71	70	70	279	11,500
3T	Gardner Dickinson	72	69	71	68	280	5,100
3T	Don January	72	72	68	68	280	5,100
3T	Tony Lema	71	69	70	70	280	5,100
3T	Chi Chi Rodriguez	70	73	69	68	280	5,100
7	Julius Boros	72	68	72	69	281	3,400
8T	Gene Littler	69	71	73	69	282	2,850
8T	Doug Sanders	70	72	70	70	282	2,850
10T	Ben Hogan	69	71	75	69	284	2,233
10T	Billy Martindale	72	72	70	70	284	2,233
10T	Bobby Nichols	73	71	71	69	284	2,233
13T	Al Geiberger	71	74	67	73	285	1,850
13T	Johnny Pott	69	75	70	71	285	1,850
15T	Jerry Edwards	71	71	74	70	286	1,650
15T	Sam Snead	71	72	72	71	286	1,650
17T	Randy Glover	74	70	69	74	287	1,300
17T	Bob Goalby	72	71	73	71	287	1,300
17T	Billy Maxwell	71	73	70	73	287	1,300
17T	Kel Nagle	75	71	71	70	287	1,300
17T	Arnold Palmer	73	74	70	70	287	1,300
22T	Frank Beard	70	73	73	72	288	894
22T	Tommy Bolt	69	78	72	69	288	894
22T	Billy Casper	70	73	73	72	288	894
22T	Bert Yancey	72	71	76	69	288	894
26T	George Archer	75	73	70	71	289	775
26T	Rex Baxter Jr.	72	74	74	69	289	775
26T	Bert Weaver	72	70	77	70	289	775
29	Bo Wininger	71	70	73	76	290	725
30T	Butch Baird	70	77	72	72	291	663
30T	Miller Barber	71	71	73	76	291	663
30T	Dave Marr	72	70	75	74	291	663
30T	Art Wall Jr.	73	75	74	69	291	663
34T	Jack McGowan	74	77	69	72	292	588
34T	Dan Sikes	75	70	75	72	292	588
36T	Chuck Courtney	74	76	71	72	293	538
36T	Mike Souchak	69	75	76	73	293	538
38T	Al Bessellink	74	69	77	74	294	454
38T	Dave Ragan	74	76	74	70	294	454
38T	Phil Rodgers	74	71	74	75	294	454
38T	Mason Rudolph	74	75	73	72	294	454
42T	George Bayer	71	77	72	75	295	303
42T	Gay Brewer	72	72	77	74	295	303
42T	Jim Ferree	75	76	75	69	295	303
42T	Jay Hebert	71	70	80	74	295	303
46T	Bob Charles	72	77	75	72	296	200
46T	Rod Funseth	75	70	75	76	296	200
46T	Lionel Hebert	76	76	74	70	296	200
46T	Dick Mayer	77	76	73	70	296	200
46T	Bob McCallister	79	72	75	70	296	200
46T	Jerry Steelsmith	73	74	77	72	296	200
46T	Ernie Vossler	73	74	74	75	296	200
53	Don Massengale	76	75	71	76	298	150
54T	Joe Campbell	76	73	77	73	299	150
54T	Chris Blocker	74	78	74	73	299	150
56T	Charles Coody	75	77	75	73	300	150
56T	Jacky Cupit	74	79	76	71	300	150
58	Byron Nelson	78	72	74	78	302	150
59	Earl Stewart Jr.	73	80	77	74	304	150
60	Terry Dill	76	73	78	78	305	150
61	Roland Harper	76	83	73	77	309	150
	Tommy Aaron	75	75	78	wd	150	150
	Paul Bondeson	73	76	80	dq	150	150
	Ray Floyd	76	74	71	dq	150	150
	Doug Ford	81	80	76	wd	150	150
	Fred Hawkins	71	76	81	wd	150	150
	Tommy Jacobs	80	74	73	wd	150	150
	Johnny Palmer	78	80	83	wd	150	150
	Bob Rosburg	80	76	72	wd	150	150
	Jack Rule	76	80	74	wd	150	150
	R. H. Sikes	74	80	74	wd	150	150
	Dow Finsterwald	74	80	wd	wd	—	—

1965 CHAMPIONSHIP RACE

At 18		At 36		
1	George Knudson	68	1T BRUCE CRAMPTON	139
2T	Tommy Bolt	69	1T George Knudson	139
2T	Gene Littler	69	3T Julius Boros	140
2T	Ben Hogan	69	3T Gene Littler	140
2T	Mike Souchak	69	3T Ben Hogan	140
2T	Johnny Pott	69	3T Tony Lema	140
7T	Billy Casper	70		
7T	Butch Baird	70	At 54	
7T	Chi Chi Rodriguez	70	1 George Knudson	209
7T	Frank Beard	70	2T BRUCE CRAMPTON	210
7T	Doug Sanders	70	2T Tony Lema	210
12T	BRUCE CRAMPTON	71		
	(tied with 10 others)		At 72	
			1 BRUCE CRAMPTON	276
			2 George Knudson	279
			3T Gardner Dickinson	280
			3T Don January	280
			3T Chi Chi Rodriguez	280
			3T Tony Lema	280

HIGHLIGHTS



Bruce Crampton

Colonial offered its first \$100,000 purse and garnered its second foreign winner. Rain halted the final round of play on Sunday afternoon and all scores were wiped out. On Monday, rain stopped play late in the morning, and after two hours another day was canceled. But when the sun finally broke through on Tuesday it was a race to the finish. Owing the lead at one time or another were Don January, Gardner Dickinson and Tony Lema. But the sun was smiling on Bruce Crampton, who played the last six holes in four under par to shoot 66

and pick up first place money of \$20,000.

It looked like United Nations Day at the pay window as Australian Crampton took first money, Canadian George Knudson grabbed runner-up honors and Puerto Rican Chi Chi Rodriguez tied for third. Knudson joked that this was the first time he had led a tournament for five days and not won. Sam Snead ended a long hiatus from Colonial to finish tied for 15th, and Ben Hogan was honored Thursday by the national and local media as the "Greatest Professional Golfer of All Time."

1963 COLONIAL RESULTS

May 9-12

Rank	Player	1R	2R	3R	4R	Total	Money
1	Julius Boros.....	71	66	71	71	279	\$12,000
2	Gary Player.....	73	71	72	67	283	6,000
3	Jack Nicklaus.....	71	69	74	70	284	3,500
4T	Doug Sanders.....	67	72	72	75	286	2,800
4T	Tony Lema.....	71	69	73	73	286	2,800
6T	Jerry Edwards.....	72	70	75	70	287	2,200
6T	Gene Littler.....	74	71	69	73	287	2,200
8T	Gardner Dickinson.....	71	75	76	66	288	1,850
8T	Jack Burke, Jr.....	74	67	78	69	288	1,850
10T	Jack Fleck.....	72	71	74	72	289	1,550
10T	Phil Rodgers.....	71	71	74	73	289	1,550
10T	Bruce Crampton.....	71	69	74	75	289	1,550
10T	Bobby Nichols.....	73	67	74	75	289	1,550
14	Bob Rosburg.....	69	74	71	76	290	1,300
15T	Jay Hebert.....	76	71	70	74	291	1,150
15T	Dave Ragan.....	75	72	74	70	291	1,150
17T	Billy Maxwell.....	77	76	69	70	292	900
17T	Jacky Cupit.....	75	74	73	70	292	900
17T	Dow Finsterwald.....	77	70	72	73	292	900
17T	Bert Weaver.....	72	75	72	73	292	900
17T	Bill Collins.....	68	76	73	75	292	900
22T	Jerry Pittman.....	73	73	76	71	293	725
22T	Al Johnston.....	72	72	76	73	293	725
24T	Al Geiberger.....	78	70	74	72	294	525
24T	Miller Barber.....	79	69	75	71	294	525
24T	Dutch Harrison.....	79	73	71	71	294	525
24T	Dick Mayer.....	73	71	76	74	294	525
24T	Mike Souchak.....	75	74	71	74	294	525
24T	Bo Wininger.....	72	76	71	75	294	525
30T	Doug Ford.....	77	78	68	72	295	322
30T	Jim Ferree.....	76	73	73	73	295	322
30T	Dan Sikes.....	72	75	74	74	295	322
30T	Kel Nagle.....	74	75	71	75	295	322
34T	Gay Brewer.....	74	72	76	74	296	250
34T	Bob Goalby.....	77	77	67	75	296	250
36T	Charles Coody.....	78	73	74	72	297	
36T	George Bayer.....	78	70	75	74	297	220
36T	Kermit Zarley, Jr.....	78	76	69	74	297	
36T	Ted Kroll.....	73	75	72	77	297	220
36T	Stan Leonard.....	74	73	72	78	297	220
41T	Jerry Steelsmith.....	77	75	75	71	298	195
41T	Labron Harris, Jr.....	79	75	71	73	298	
41T	Art Wall, Jr.....	78	71	71	78	298	195
44T	Fred Marti.....	76	75	76	72	299	
44T	Arnold Palmer.....	74	75	75	75	299	170
44T	Fred Hawkins.....	74	75	73	77	299	170
44T	Earl Stewart, Jr.....	72	74	75	78	299	170
48T	Al Balding.....	75	71	81	73	300	150
48T	Byron Nelson.....	76	77	73	74	300	150
48T	Bob Charles.....	81	71	75	73	300	150
48T	Jerry Barber.....	69	75	81	75	300	150
48T	Johnny Pott.....	77	73	76	74	300	150
53	Cary Middlecoff.....	72	76	79	74	301	150
54T	Ray Floyd.....	74	75	78	75	302	150
54T	Lionel Hebert.....	78	72	73	79	302	150
56T	Joe Campbell.....	75	76	77	75	303	150
56T	Tommy Bolt.....	72	76	75	80	303	150
58	Ernie Vossler.....	75	76	78	76	305	150
59T	Dave Hill.....	80	75	77	74	306	150
59T	Homero Blancas.....	76	76	76	78	306	
59T	Don Fairfield.....	84	74	71	77	306	150
62T	Rex Baxter, Jr.....	79	78	73	77	307	150
62T	Tommy Aaron.....	81	73	71	82	307	150
64T	Don Massengale.....	80	81	73	76	310	150
64T	Tommy Jacobs.....	81	77	72	80	310	150
	Don January.....	dq					

1963 CHAMPIONSHIP RACE

At 18

1	Doug Sanders.....	67
2	Bill Collins.....	68
3T	Jerry Barber.....	69
3T	Bob Rosburg.....	69
5T	JULIUS BOROS.....	71
5T	Bruce Crampton.....	71
5T	Gardner Dickinson.....	71
5T	Tony Lema.....	71
5T	Jack Nicklaus.....	71
10T	Jerry Edwards.....	72
10T	Jack Fleck.....	72
10T	AI Johnston.....	72
10T	Cary Middlecoff.....	72
10T	Phil Rodgers.....	72
10T	Earl Stewart, Jr.....	72
10T	Bert Weaver.....	72
10T	Bo Wininger.....	72

At 36

3T	Bruce Crampton.....	140
3T	Bobby Nichols.....	140
3T	Jack Nicklaus.....	140
6	Jack Burke.....	141
7	Jerry Edwards.....	142
8T	Jack Fleck.....	143
8T	Bob Rosburg.....	143


At 54

1	JULIUS BOROS.....	208
2	Doug Sanders.....	211
3	Tony Lema.....	213
4T	Bruce Crampton.....	214
4T	Gene Littler.....	214
4T	Bobby Nichols.....	214
4T	Jack Nicklaus.....	214
4T	Bob Rosburg.....	214

At 72

1	JULIUS BOROS.....	137
2	Doug Sanders.....	139
1	JULIUS BOROS.....	279
2	Gary Player.....	283
3	Jack Nicklaus.....	284

HIGHLIGHTS



Julius Boros

The field was loaded with hot shots: defending champ Arnold Palmer, Masters and U.S. Open champ Jack Nicklaus, and more. Julius Boros was playing great golf in '63, too — but not winning, until he got to Colonial. Boros became the first man in eight years to beat par for 72 holes as he came in with a winning 279. Staving off Gary Player in the final round, he became the tourney's first double winner outside of Ben Hogan, who won five times. Ironically, this was the first National Invitation missed by Hogan.

Boros went on to capture the U.S. Open the next month, and was named PGA Player of the Year.

Names in italics designate amateurs.

1962 COLONIAL RESULTS

May 10-14

Rank	Player	1R	2R	3R	4R	Total	Money
1	Arnold Palmer	67	72	66	76	281*	\$7,000
2	Johnny Pott	69	70	73	69	281*	3,500
3	Bruce Crampton	71	70	67	74	282	2,500
4	Jack Nicklaus	69	71	74	69	283	2,000
5T	Jim Ferree	71	73	71	69	284	1,750
5T	Gay Brewer	70	75	67	72	284	1,750
7T	Bo Wininger	68	73	72	71	285	1,550
7T	Doug Ford	68	72	69	76	285	1,550
9T	Doug Sanders	71	71	72	72	286	1,350
9T	Gary Player	68	70	70	78	286	1,350
11	Bill Casper	71	72	73	71	287	1,200
12T	Jack Burke, Jr.	72	73	71	72	288	1,017
12T	Don January	70	75	70	73	288	1,017
12T	Billy Maxwell	75	71	69	73	288	1,017
15T	Ben Hogan	72	71	71	75	289	875
15T	Kel Nagle	72	71	71	75	289	875
17T	Earl Stewart	72	72	74	72	290	750
17T	Byron Nelson	73	70	74	73	290	750
17T	Phil Rodgers	70	73	73	74	290	750
20T	Fred Hawkins	70	77	72	72	291	600
20T	Al Geiberger	74	74	71	72	291	600
20T	Julius Boros	74	74	70	73	291	600
23T	Jay Hebert	70	72	75	75	292	427
23T	Jim Ferrier	70	74	73	75	292	427
23T	Dow Finsterwald	70	75	71	76	292	427
23T	Dave Ragan	72	72	73	75	292	427
27	George Bayer	73	74	74	72	293	325
28T	Gene Littler	70	75	76	73	294	262
28T	Bill Collins	69	73	77	75	294	262
28T	Tommy Jacobs	69	75	73	77	294	262
28T	Ernie Vossler	72	74	71	77	294	262
32	Bob Goalby	73	75	72	75	295	200
33T	Tommy Aaron	74	72	76	74	296	141
33T	Ted Kroll	73	73	75	75	296	141
33T	Jacky Cupit	69	78	72	77	296	141
33T	Joe Campbell	71	73	74	78	296	141
37T	Dave Hill	72	74	78	73	297	100
37T	Dave Marr	72	76	74	75	297	100
39T	Eric Monti	73	74	73	78	298	100
39T	Cary Middlecoff	75	73	72	78	298	100
41T	Mason Rudolph	76	73	78	72	299	100
41T	Bob McCallister	70	75	79	75	299	100
41T	Lionel Hebert	73	79	70	77	299	100
44T	George Knudson	74	78	76	73	301	100
44T	Jerry Barber	72	75	76	78	301	100
44T	Don Massengale	76	73	73	79	301	100
47T	Paul Bondeson	73	75	77	77	302	100
47T	Bobby Nichols	75	76	74	77	302	100
47T	Lloyd Mangrum	71	74	75	82	302	100
50	Jerry Steelsmith	72	73	78	80	303	100
51T	Frank Boynton	74	79	76	75	304	100
51T	Tommy Bolt	72	79	76	77	304	100
53	Paul Hamey	75	79	74	77	305	100
54	Gardner Dickinson	79	74	70	83	306	100
	Bob Rosburg	80	81	wd			
	Don Fairfield	83	wd				
	Mike Souchak	dq					
	Ken Venturi	dq					

*In 18-hole playoff: Palmer 69; Pott 73.

1962 CHAMPIONSHIP RACE

At 18		At 54			
1	ARNOLD PALMER	67	1	ARNOLD PALMER	205
2T	Doug Ford	68	2T	Bruce Crampton	208
2T	Gary Player	68	2T	Gary Player	208
2T	Bo Wininger	68	4	Doug Ford	209
5T	Bill Collins	69	5	Johnny Pott	212
5T	Jacky Cupit	69			
				At 72	
5T	Tommy Jacobs	69	1T	ARNOLD PALMER	281
5T	Jack Nicklaus	69	1T	Johnny Pott	281
5T	Johnny Pott	69	3	Bruce Crampton	282
			4	Jack Nicklaus	283
				At 90	
1	Gary Player	138			
2T	ARNOLD PALMER	139	1	ARNOLD PALMER	281-69
2T	Johnny Pott	139	2	Johnny Pott	281-73
4T	Jack Nicklaus	140			
4T	Doug Ford	140			

HIGHLIGHTS



Arnold Palmer

After winning three out of four tournaments, and two in a row, Arnold Palmer was looking to take a week off. Tournament officials persuaded him to play one more week, but it still took an extra day before Palmer could take a break. He duelled for four days with Gary Player, trading the lead many times. A windy Sunday sent scores sky-high, as Player fell out of contention. Meanwhile, Johnny Pott tied Palmer and forced an 18-hole playoff on Monday, which Palmer won 69-73.

Bruce Crampton would have won if he hadn't had so much trouble with the water hazard on No. 18, which became known as "Crampton's Lake." On Saturday, he could have tied the course record of 65 with a par, but hit it into the lake. Nonetheless, he stood tied for second place with Player. On Sunday, a par would have won the event by one shot over Palmer and Pott. But, again, his approach found the lake.

Palmer won eight titles that incredible year, including the Masters and the British Open. He won the Vardon Trophy and PGA Player of the Year honors, as well.

1960 COLONIAL RESULTS


May 12-15

Rank	Player	1R	2R	3R	4R	Total	Money
1	Julius Boros.....	70	71	69	70	280	\$5,000
2T	Gene Littler.....	69	70	70	72	281	2,500
2T	Kel Nagle.....	69	68	72	72	281	2,500
4	Ted Kroll.....	75	69	69	69	282	1,700
5T	Mike Souchak.....	74	69	71	70	284	1,400
5T	Ken Venturi.....	69	74	72	69	284	1,400
5T	Jerry Barber.....	68	72	73	71	284	1,400
8	Ben Hogan.....	69	72	75	69	285	1,200
9T	Tommy Bolt.....	71	77	71	67	286	1,050
9T	Jay Hebert.....	72	75	70	69	286	1,050
11T	Gary Player.....	72	72	70	73	287	845
11T	Doug Sanders.....	69	70	76	72	287	845
11T	Don January.....	69	74	70	74	287	845
14T	Ernie Vossler.....	72	73	74	69	288	498
14T	Jack Burke, Jr.....	73	70	77	68	288	498
14T	Stan Leonard.....	74	73	71	70	288	498
14T	Mason Rudolph.....	70	72	76	70	288	498
14T	Johnny Palmer.....	69	76	72	71	288	498
14T	Doug Ford.....	70	72	76	70	288	498
14T	Bert Weaver.....	73	73	71	71	288	498
14T	Dow Finsterwald.....	72	73	71	72	288	498
22T	Al Geiberger.....	74	71	73	71	289	243
22T	Tommy Jacobs.....	75	72	71	71	289	243
22T	Fred Haas.....	75	75	68	71	289	243
22T	Billy Maxwell.....	67	76	73	73	289	243
22T	Bill Collins.....	70	73	74	72	289	243
22T	Arnold Palmer.....	71	70	73	75	289	243
28T	Tom Nieporte.....	71	77	72	70	290	150
28T	Dan Fairfield.....	72	73	72	73	290	150
30T	Billy Casper.....	70	74	77	70	291	110
30T	Dick Knight.....	74	71	74	72	291	110
32T	Bo Wwinner.....	71	72	78	71	292	100
32T	Dave Marr.....	73	74	71	74	292	100
34T	Chandler Harper.....	73	76	71	73	293	100
34T	Paul Harney.....	72	77	71	73	293	100
34T	Joe Jimenez.....	76	69	74	74	293	100
37T	Byron Nelson.....	72	75	74	73	294	100
37T	Bob Rosburg.....	73	70	74	77	294	100
39T	Don Whitt.....	73	73	76	73	295	100
39T	Fred Hawkins.....	74	71	78	72	295	100
41T	Roberto De Vincenzo.....	75	76	74	72	297	100
41T	Lloyd Mangrum.....	73	75	77	72	297	100
41T	George Bayer.....	74	77	70	76	297	100
44T	Peter Thomson.....	78	70	78	72	298	100
44T	Ed Oliver.....	73	71	79	75	298	100
46T	Earl Stewart, Jr.....	77	75	76	72	300	100
46T	Jack Fleck.....	74	73	77	76	300	100
48T	Joe Campbell.....	75	74	78	74	301	100
48T	Dave Ragan.....	78	72	76	75	301	100
50T	Jim Ferree.....	75	75	79	74	303	100
50T	Pete Cooper.....	75	80	77	71	303	100
52	Lionel Hebert.....	77	77	76	74	304	100
53	Frank Stranahan.....	75	75	76	81	307	100
	Cary Middlecoff.....	75	78	78	wd		100

1960 CHAMPIONSHIP RACE

At 18		At 36		
1	Billy Maxwell.....	67	2T Doug Sanders.....	139
2	Jerry Barber.....	68	4 Jerry Barber.....	140
3T	Ben Hogan.....	69	5T Ben Hogan.....	141
3T	Don January.....	69	5T Arnold Palmer.....	141
3T	Gene Littler.....	69	5T JULIUS BOROS.....	141
3T	Kel Nagle.....	69		
			At 54	
3T	Johnny Palmer.....	69	1T Gene Littler.....	209
3T	Doug Sanders.....	69	1T Kel Nagle.....	209
3T	Ken Venturi.....	69	3 JULIUS BOROS.....	210
10T	JULIUS BOROS.....	70		
			At 72	
10T	Billy Casper.....	70	1 JULIUS BOROS.....	280
10T	Bill Collins.....	70	2T Gene Littler.....	281
10T	Doug Ford.....	70	2T Kel Nagle.....	281
10T	Mason Rudolph.....	70	4 Ted Kroll.....	282
			At 36	
1	Kel Nagle.....	137		
2T	Gene Littler.....	139		

HIGHLIGHTS



Julius Boros

Great weather and big crowds sparked the tourney, and a different player led each day. On Sunday, Julius Boros birdied the 17th hole from 20 feet to break a tie and win by one shot, but not before Kel Nagle's 50-foot putt on the 18th circled the cup and refused to fall for a birdie that would have tied Boros. Mike Souchak made history by firing two eagles in one four-day span.

1959 COLONIAL RESULTS

April 30-May 3

Rank	Player	1R	2R	3R	4R	Total	Money
1	Ben Hogan	69	67	77	72	285*	\$5,000
2	Fred Hawkins	72	69	73	71	285*	3,000
3T	Billy Maxwell	74	71	72	69	286	1,900
3T	Tommy Jacobs	70	70	73	73	286	1,900
5T	Lionel Hebert	67	67	78	75	287	1,500
5T	Ted Kroll	68	71	71	77	287	1,500
7T	Dow Finsterwald	70	73	76	69	288	1,117
7T	Ernie Vossler	73	70	73	72	288	1,117
7T	Bo Wininger	73	69	73	73	288	1,117
10	Peter Thomson	75	72	72	70	289	900
11T	H. R. (Bert) Weaver	73	75	73	69	290	604
11T	Fred Haas	71	74	73	72	290	604
11T	Gary Player	74	71	74	71	290	604
11T	Gardner Dickinson	70	71	75	74	290	604
11T	Jim Ferree	70	69	77	74	290	604
11T	Don January	72	68	75	75	290	604
17T	George Bayer	71	74	74	71	291	331
17T	Stan Leonard	75	72	71	73	291	331
17T	Jay Hebert	71	72	76	72	291	331
17T	Arnold Palmer	73	74	69	75	291	331
21T	Joe Campbell	77	74	72	69	292	213
21T	Gene Littler	71	77	73	71	292	213
21T	John McMullin	73	75	71	73	292	213
21T	Lloyd Mangrum	74	70	74	74	292	213
25	Byron Nelson	76	69	76	72	293	150
26T	Marty Furgol	76	72	74	73	295	100
26T	Bill Collins	73	74	75	73	295	100
26T	Johnny Palmer	75	74	73	74	295	100
29	Mike Souchak	69	78	81	68	296	100
30	Cary Middlecoff	75	77	69	76	297	100
31T	Tommy Bolt	72	76	77	73	298	100
31T	Ed Oliver	73	73	78	73	298	100
33T	Tom Nieporte	74	76	75	75	300	100
33T	Dick Mayer	75	73	73	79	300	100
33T	Bill Johnston	69	75	73	83	300	100
36T	Roberto De Vincenzo	80	73	77	71	301	100
36T	Howie Johnson	76	73	81	71	301	100
36T	Bruce Crampton	74	76	79	72	301	100
36T	Wes Ellis, Jr.	75	74	79	73	301	100
36T	Jack Burke, Jr.	69	79	73	80	301	100
41	Ken Venturi	76	72	79	75	302	100
42T	Johnny Pott	79	75	75	74	303	100
42T	Earl Stewart, Jr.	76	70	77	80	303	100
44	Pete Cooper	75	77	78	75	305	100
45T	Frank Stranahan	79	75	73	79	306	100
45T	Julius Boros	77	76	75	78	306	100
47T	Ed Furgol	70	77	81	73	311	100
47T	Bob Goalby	77	80	78	76	311	100

*In playoff: Ben Hogan 69; Fred Hawkins 73.

1959 CHAMPIONSHIP RACE

At 18		At 36			
1	Lionel Hebert	67	3T Jim Ferree	139	
2	Ted Kroll	68	3T Ted Kroll	139	
3T	Jack Burke	69	5T Tommy Jacobs	140	
3T	BEN HOGAN	69	5T Don January	140	
3T	Bill Johnston	69	7T Gardner Dickinson	141	
3T	Mike Souchak	69	7T Fred Hawkins	141	
7T	Gardner Dickinson	70	At 54		
7T	Jim Ferree	70	1	Ted Kroll	210
7T	Dow Finsterwald	70	2	Lionel Hebert	212
7T	Tommy Jacobs	70	3T	BEN HOGAN	213
11T	George Bayer	71	3T	Tommy Jacobs	213
11T	Fred Haas	71	5	Fred Hawkins	214
11T	Jay Hebert	71	At 72		
11T	Gene Littler	71	1T	BEN HOGAN	285
15T	Tommy Jacobs	72	1T	Fred Hawkins	285
15T	Fred Hawkins	72	At 90		
15T	Don January	72	1	BEN HOGAN	285-69
			2	Fred Hawkins	285-73
At 36					
1	Lionel Hebert	134			
2	BEN HOGAN	136			

HIGHLIGHTS



Ben Hogan

To close out the decade, Ben Hogan claimed his fifth and final Colonial title. He did it in Colonial's first-ever playoff, defeating Fred Hawkins over 18 holes by four shots. It was an emotional, popular win and Colonial founder Marvin Leonard gifted the fabulous Leonard Trophy to Hogan in honor of the achievement. Fittingly, it was the final victory of Hogan's career.

Windy playing conditions made the tournament a horserace from the start. In the playoff, Hawkins took the lead with two early birdies, but Hogan took over after four holes

and never trailed from there. Ironically, Hogan had recently given Hawkins a set of Hogan clubs to play for the tournament.

Hogan's First "Five Of A Kind"

When Ben Hogan won the Colonial National Invitation for the fifth time in 1959, this was his first "five of a kind."

He had previously won the U.S. Open four times (in 1948, 1950, 1951 and 1953, not counting the 1942 Hale America National Open) and teamed with Jimmy Demaret, the Inverness Four-Ball four times (1941, 1946, 1947 and 1948).

Including team championships (in four-ball events), the 1959 Colonial National Invitation was Hogan's 65th victory on the PGA circuit.

1958 COLONIAL RESULTS

May 1-4

Rank	Player	1R	2R	3R	4R	Total	Money
1	Tommy Bolt.....	68	70	70	74	282	\$5,000
2	Ken Venturi.....	72	73	69	69	283	3,000
3T	Gardner Dickinson.....	69	74	72	69	284	1,900
3T	Ted Kroll.....	74	72	68	70	284	1,900
5T	Don January.....	73	72	71	69	285	1,417
5T	Lloyd Mangrum.....	68	73	70	74	285	1,417
5T	Ben Hogan.....	73	69	70	73	285	1,417
8	Dow Finsterwald.....	72	73	70	71	286	1,100
9T	Stan Leonard.....	68	72	72	75	287	950
9T	Ed Oliver.....	70	73	70	74	287	950
11	Fred Hawkins.....	72	69	73	74	288	800
12T	Billy Casper.....	75	75	69	70	289	663
12T	Arnold Palmer.....	65	77	73	74	289	663
14T	Al Besselink.....	73	74	71	72	290	525
14T	Roberto De Vincenzo.....	73	78	68	71	290	525
16T	Billy Maxwell.....	72	73	75	71	291	425
16T	Julius Boros.....	75	73	70	73	291	425
18T	George Bayer.....	76	73	74	69	292	308
18T	Bob Goalby.....	71	74	74	73	292	308
18T	Cary Middlecoff.....	71	73	71	77	292	308
21	Howie Johnson.....	75	75	70	73	293	250
22T	Gary Player.....	73	73	76	72	294	150
22T	Lionel Hebert.....	74	72	74	74	294	150
22T	Bill Johnston.....	75	72	74	73	294	150
22T	Paul Harney.....	69	73	77	75	294	150
22T	Gene Littler.....	70	73	73	78	294	150
27T	Bo Wininger.....	76	74	75	70	295	
27T	Jay Hebert.....	69	75	76	75	295	
27T	Tom Nieporte.....	77	73	70	75	295	
27T	Al Balding.....	73	72	74	76	295	
31T	Frank Stranahan.....	72	76	73	75	296	
31T	Ernie Vossler.....	72	76	72	76	296	
31T	Byron Nelson.....	69	76	72	79	296	
34T	Mike Souchak.....	74	81	72	70	297	
34T	Fred Haas.....	74	73	76	74	297	
36T	J. C. Goosie.....	73	79	73	73	298	
36T	Tony Lema.....	74	73	77	74	298	
38	Johnny Palmer.....	70	78	75	76	299	
39	Jack Fleck.....	71	74	76	79	300	
40T	Joe Conrad.....	72	82	74	73	301	
40T	Earl Stewart, Jr.....	75	78	74	74	301	
40T	Dave Ragan.....	73	76	75	77	301	
43T	Dick Metz.....	77	81	71	73	302	
43T	Rex Baxter, Jr.....	73	80	74	75	302	
45T	Hillman Robbins, Jr.....	75	79	80	73	307	
45T	Dick Mayer.....	77	77	73	80	307	
	Bob Rosburg.....	76	(29)	wd			
	Chandler Harper.....	83	(39)	wd			

Names in italics designate amateurs.

1958 CHAMPIONSHIP RACE

At 18		At 54		
1	Arnold Palmer.....	65	1 TOMMY BOLT.....	208
2T	TOMMY BOLT.....	68	2 Lloyd Mangrum.....	211
2T	Lloyd Mangrum.....	68	3T Ben Hogan.....	212
2T	Stan Leonard.....	68	3T Stan Leonard.....	212
At 36		At 72		
1	TOMMY BOLT.....	138	1 TOMMY BOLT.....	282
2	Stan Leonard.....	140	2 Ken Venturi.....	283
3T	Lloyd Mangrum.....	141	3T Gardner Dickinson.....	284
3T	Fred Hawkins.....	141	3T Ted Kroll.....	284

HIGHLIGHTS



Tommy Bolt

Rain again . . . the weather was so bad Monday through Friday that contestants almost outnumbered spectators on some days. The first round was played under "pick and clean" conditions, helping Palmer tie the tourney record of 65. Round two was wet, rainy and miserable, as Tommy Bolt grabbed the lead. Tony Lema broke his putter on #12, and completed the round by sinking a 27-footer and 40-footer with his driver. The sun finally came out Saturday, and windy conditions made things tough on Sunday. Ken Venturi climbed to within a shot of Bolt

after six holes, but Bolt hung on to win. Ben Hogan was within a shot on #18, but a double-bogey dropped him to fifth.

The difficult conditions induced this fascinating quote from local favorite Byron Nelson after the first round: "The course is too wet to be muddy, and somehow, it's the driest wet I've ever seen."

1957 COLONIAL RESULTS

May 2-5

Rank	Player	1R	2R	3R	4R	Total	Money
1	Roberto De Vicenzo	72	74	68	70	284	\$5,000
2	Dick Mayer	71	72	67	75	285	3,000
3	Ed Furgol	73	70	71	72	286	2,000
4T	Mike Souchak	70	73	72	72	287	1,800
4T	Harvie Ward, Jr.	70	73	71	73	287	
6	Doug Ford	73	72	73	70	288	1,600
7	Jimmy Demaret	74	73	70	72	289	1,400
8T	Gene Littler	68	74	73	75	290	1,116
8T	Bob Rosburg	69	76	73	72	290	1,116
8T	Peter Thomson	72	74	76	68	290	1,116
11T	Paul Harney	73	71	77	70	291	800
11T	Ben Hogan	70	75	73	73	291	800
11T	Art Wall, Jr.	68	72	75	76	291	800
14T	Dutch Harrison	71	72	72	77	292	531
14T	Jay Hebert	73	75	73	71	292	531
14T	Stan Leonard	73	78	67	74	292	531
14T	Ken Venturi	73	71	73	75	292	531
18T	Tommy Bolt	72	76	73	72	293	315
18T	Joe Conrad	72	73	74	74	293	315
18T	Billy Maxwell	69	75	74	75	293	315
18T	Dick Metz	70	77	70	76	293	315
18T	Doug Sanders	72	74	77	70	293	315
23T	Al Balding	73	79	71	71	294	200
23T	George Bayer	72	77	71	74	294	200
23T	Lloyd Mangrum	72	74	76	72	294	200
26	Mike Fetchick	74	73	74	74	295	150
27T	Jack Burke, Jr.	73	74	72	77	296	
27T	Billy Casper	72	76	74	74	296	
27T	Freddie Haas	70	75	77	74	296	
27T	Cary Middlecoff	78	74	70	74	296	
27T	Byron Nelson	77	76	73	70	296	
27T	Bill Trombley	74	74	74	74	296	
33T	Julius Boros	79	75	72	72	298	
33T	Pete Cooper	73	76	74	75	298	
33T	Arnold Palmer	70	74	75	79	298	
33T	Ernie Vossler	75	76	73	74	298	
37	Frank Stranahan	73	77	73	76	299	
38	Johnny Palmer	74	76	74	76	300	
39T	Doug Higgins	77	76	73	75	301	
39T	Don Whitt	74	77	77	73	301	
41T	Don January	74	74	75	79	302	
41T	Fred Hawkins	73	75	77	77	302	
43	Frank (Bud) Holscher	73	78	74	78	303	
44	Gardner Dickinson	75	77	77	75	304	
45	Bo Winingier	73	80	78	77	308	
46	Bob Toski	74	81	78	79	312	
	Chandler Harper	75	(58)	wd			
	Jack Fleck	71	(45)	wd			

Name in italics designate amateur.

1957 CHAMPIONSHIP RACE

At 18		At 36	
1T Gene Littler	68	3T Dick Mayer	143
1T Art Wall, Jr.	68	3T Mike Souchak	143
3T Billy Maxwell	69	3T Harvie Ward, Jr.	143
3T Bob Rosburg	69	8T Paul Harney	144
5T Fred Haas	70	8T Billy Maxwell	144
5T Ben Hogan	70	8T Arnold Palmer	144
5T Dick Metz	70	8T Ken Venturi	144
5T Arnold Palmer	70	12T Joe Conrad	145
5T Mike Souchak	70	12T Doug Ford	145
5T Harvie Ward, Jr.	70	12T Fred Haas	145
11T Jack Fleck	71	12T Ben Hogan	145
11T E. J. Harrison	71	12T Bob Rosburg	145
11T Dick Mayer	71	17T ROB. DE VICENZO	146
14T George Bayer	72	17T Lloyd Mangrum	146
14T Tommy Bolt	72	17T Doug Sanders	146
14T Billy Casper	72	17T Peter Thomson	146
14T Joe Conrad	72		
		At 54	
14T ROB. DE VICENZO	72	1 Dick Mayer	210
14T Lloyd Mangrum	72	2T ROB. DE VICENZO	214
14T Doug Sanders	72	2T Ed Furgol	214
14T Peter Thomson	72	2T Harvie Ward, Jr.	214
		At 72	
1 Art Wall, Jr.	140	1 ROB. DE VICENZO	284
2 Gene Littler	142	2 Dick Mayer	285
3T Ed Furgol	143	3 Ed Furgol	286
3T E. J. Harrison	143		

HIGHLIGHTS



Roberto De Vicenzo

Rain and mud plagued contestants and spectators alike, and Roberto De Vicenzo slipped in the back door for the crown. A Friday rain-out necessitated a 36-hole Sunday. The champ said he didn't even know he was a contender as he fired rounds of 72-74-68-70 to win by the record-high total of 284. Overtaking 16 players in the Sunday rounds, De Vicenzo did not assume the lead until he had just four holes to play. Still, he had to wait for the final group to finish as Dick Mayer bogied 17 to finish one back.

Incredibly, all 48 original invitees played in the tournament, called the "finest field in golf." It included the winners of 35 of the last 36 PGA Tour events. De Vicenzo was Colonial's first foreign champion. The recording of only eight sub-par rounds for the entire tournament is a Colonial record that will likely last forever.

1956 COLONIAL RESULTS

May 3-6

Rank	Player	1R	2R	3R	4R	Total	Money
1	Mike Souchak.....	74	72	65	69	280	\$5,000
2	Tommy Bolt.....	70	72	68	71	281	3,000
3	Gardner Dickinson.....	73	71	67	74	285	2,000
4T	George Bayer.....	73	72	71	70	286	1,700
4T	Stan Leonard.....	72	74	69	71	286	1,700
6T	Jimmy Demaret.....	75	73	69	70	287	1,187
6T	Ben Hogan.....	70	72	73	72	287	1,187
6T	Bo Wininger.....	72	70	70	75	287	1,187
6T	Peter Thomson.....	69	72	73	73	287	1,187
10T	Paul Harney.....	69	74	72	73	288	850
10T	Dow Finsterwald.....	69	72	72	75	288	850
12	Fred Hawkins.....	76	70	73	70	289	700
13	Gene Littler.....	73	71	73	73	290	625
14T	Billy Maxwell.....	76	71	76	68	291	475
14T	Dick Mayer.....	73	78	73	67	291	475
14T	Joe Conrad.....	78	73	71	69	291	
14T	Roberto De Vicenzo.....	72	74	74	71	291	475
14T	Doug Ford.....	74	70	75	72	291	475
19	Hillman Robbins, Jr.....	73	74	72	73	292	
20T	Lloyd Mangrum.....	75	72	74	72	293	308
20T	Bob Rosburg.....	73	76	71	73	293	308
20T	Jack Burke, Jr.....	72	71	75	75	293	308
23T	Johnny Palmer.....	73	76	72	73	294	212
23T	Wally Ulrich.....	74	72	76	72	294	212
23T	Frank Stranahan.....	75	69	77	73	294	212
23T	Al Balding.....	78	72	71	73	294	212
27T	Billy Casper.....	75	73	75	72	295	50
27T	Fred Haas.....	74	74	72	75	295	50
27T	Ted Kroll.....	73	74	74	74	295	50
30T	Chandler Harper.....	76	75	71	74	296	
30T	Arnold Palmer.....	73	71	76	76	296	
30T	Cary Middlecoff.....	73	75	71	77	296	
33T	Lionel Hebert.....	78	75	72	72	297	
33T	Art Wall, Jr.....	74	74	76	73	297	
35T	Bill Mawhinney.....	77	77	73	72	299	
35T	Jerry Barber.....	76	73	74	76	299	
35T	Gordon Brydson.....	72	77	74	76	299	
35T	Murray Tucker.....	81	75	73	70	299	
39	F. (Bud) Holscher.....	73	72	80	75	300	
40	Walker Inman, Jr.....	77	71	76	77	301	
41T	Earl Stewart, Jr.....	73	77	79	73	302	
41T	Byron Nelson.....	70	76	74	82	302	
43T	Jay Hebert.....	75	77	77	74	303	
43T	Bill Kerr.....	75	74	80	74	303	
43T	Harry Todd.....	73	76	81	73	303	
46T	Mike Fetchick.....	79	78	73	74	304	
46T	Don Fairfield.....	74	76	77	77	304	
46T	Doug Higgins.....	77	74	76	77	304	
49	Max Evans.....	78	73	75	79	305	
50T	Ed Hopkins.....	79	78	73	80	310	
50T	Jack Kay.....	80	76	77	77	310	
52	Don January.....	81	80	74	77	312	
	Ernie Vossler.....	76	76	74	81	dq	
	Jack Fleck.....	76	76	78	dq		

Names in italics designate amateurs.

1956 CHAMPIONSHIP RACE

At 18		At 36		
1T	Dow Finsterwald.....	69	1T Dow Finsterwald.....	141
1T	Paul Harney.....	69	1T Peter Thomson.....	141
1T	Peter Thomson.....	69	3T Tommy Bolt.....	142
4T	Tommy Bolt.....	70	3T Ben Hogan.....	142
4T	Ben Hogan.....	70	3T Bob Wininger.....	142
4T	Byron Nelson.....	70	6T Jack Burke.....	143
7T	Gordon Brydson.....	72	6T Paul Harney.....	143
7T	Jack Burke, Jr.....	72	8T Doug Ford.....	144
7T	Roberto De Vicenzo.....	72	8T Gardner Dickinson.....	144
7T	Stan Leonard.....	72	8T Gene Littler.....	144
7T	Bo Wininger.....	72	8T Arnold Palmer.....	144
12T	George Bayer.....	73	8T Frank Stranahan.....	144
12T	Gardner Dickinson.....	73	13TGeorge Bayer.....	145
12T	Bud Holscher.....	73	13TBud Holscher.....	145
12T	Ted Kroll.....	73	15TRoberto De Vicenzo.....	146
12T	Dick Mayer.....	73	15TMIKE SOUCHAK.....	146
12T	Cary Middlecoff.....	73	15TFred Hawkins.....	146
12T	Arnold Palmer.....	73	15TStan Leonard.....	146
12T	Johnny Palmer.....	73	15TWally Ulrich.....	146
12T	Hillman Robbins.....	73		
12T	Bob Rosburg.....	73		
12T	Earl Stewart.....	73		
12T	Harry Todd.....	73		
24T	Don Fairfield.....	74		
24T	Doug Ford.....	74		
24T	Fred Haas.....	74		
24T	MIKE SOUCHAK.....	74		
24T	Wally Ulrich.....	74		
24T	Art Wall.....	74		

HIGHLIGHTS



Mike Souchak

Mike Souchak was buried in 24th place after the first round, but he picked up the champion's paycheck three days later. At that time, it was the farthest back the ultimate winner had ever been in the championship race.

"Moving day" for Souchak was Saturday, when his 65 trailed Tommy Bolt by only one. He then took the lead on the fifth hole Sunday, and had a two-shot lead as Bolt stood on the 18th tee. A near miraculous second shot by Bolt almost went in the hole for eagle and a tie. His birdie left him one shot back of the 28-year-old Souchak, who claimed his third title of the year.

1955 COLONIAL RESULTS

May 5-8

Rank	Player	1R	2R	3R	4R	Total	Money
1	Chandler Harper.....	69	65	70	72	276	\$5,000
2	Dow Finsterwald.....	72	69	69	74	284	3,000
3	Ed Oliver	71	71	72	72	286	2,000
4T	Julius Boros.....	72	69	75	71	287	1,430
4T	Antonio Cerda	74	67	71	75	287	1,430
4T	Fred Hawkins	74	72	71	70	287	1,430
4T	Cary Middlecoff.....	74	71	70	72	287	1,430
4T	Harry Todd	73	70	69	75	287	1,430
9T	Ted Kroll.....	73	70	74	71	288	950
9T	Earl Stewart, Jr.....	76	73	69	70	288	950
11	Ben Hogan	72	73	69	75	289	800
12T	Jack Burke, Jr.....	73	69	76	72	290	593
12T	Byron Nelson	72	71	73	74	290	593
12T	Peter Thomson.....	73	75	72	70	290	593
12T	Wally Ulrich	75	73	73	69	290	593
16T	Gene Littler.....	77	71	70	73	291	425
16T	Johnny Palmer.....	70	74	72	75	291	425
18	Ed Furgol.....	73	70	74	75	292	350
19	Billy Maxwell	74	72	72	75	293	300
20	Bo Winger	75	72	76	71	294	275
21T	Johnny Bulla.....	75	73	72	75	295	225
21T	Fred Haas.....	74	72	75	74	295	225
21T	Art Wall, Jr.	73	73	72	77	295	225
24T	Jack Fleck.....	70	72	75	79	296	108
24T	Doug Ford.....	77	69	75	75	296	108
24T	F. (Bud) Holscher	75	75	73	73	296	108
27T	George Bayer.....	73	72	74	78	297	
27T	Leo Biagetti.....	71	77	74	75	297	
29T	Eric Monti.....	75	74	73	76	298	
29T	Emie Vossler	75	78	68	77	298	
31	Dick Mayer.....	74	80	73	72	299	
32	Doug Higgins	77	73	81	69	300	
33T	Skip Alexander.....	76	71	75	79	301	
33T	Stan Leonard.....	77	74	75	75	301	
35T	Jerry Barber.....	72	76	80	74	302	
35T	Gardner Dickinson	77	72	76	77	302	
37T	Al Besselink	77	76	76	74	303	
37T	<i>Charles Coe</i>	76	79	74	74	303	
37T	Fred Wampler	73	72	81	77	303	
40	Raymond Gafford	77	75	74	78	304	
41	Mike Souchak.....	75	76	74	81	306	
42	Jack Harden.....	74	78	75	83	310	
43	Arnold Palmer	81	79	80	72	312	
	Tommy Bolt	71	72	78	(41)	wd	
	Jimmy Clark.....	75	71	78	(32)	wd	
	Bob Rosburg	80	71	(40)	wd		
	Marty Furgol.....	78	wd				

Names in italics designate amateurs.

1955 CHAMPIONSHIP RACE

At 18		At 54			
1	CHANDLER HARPER	69	1	CHANDLER HARPER	204
2T	Jack Fleck	70	2	Dow Finsterwald	210
2T	Johnny Palmer.....	70	3T	Antonio Cerda	212
			3T	Harry Todd.....	212
At 36		At 72			
1	CHANDLER HARPER	134	1	CHANDLER HARPER	276
2T	Julius Boros.....	141	1	Dow Finsterwald	284
2T	Antonio Cerda	141	2	Ed Oliver	286
2T	Dow Finsterwald.....	141	3		

HIGHLIGHTS



Chandler Harper

Colonial played extremely tough in 1955 for everyone except Chandler Harper — the champion who finished with 276, four under par. His nearest competitor wound up four over par at 284. This was the widest margin of victory in Colonial history. Harper opened with a 69, followed that with a course record-tying 65, then breezed in while everyone else staggered to the finish line.

Twelve golfers finished with scores of 300 or higher and four others didn't even finish the tournament because of their high scores. Among those who did finish was a young man playing in his first Colonial — his name was Arnold Palmer, the reigning U.S. Amateur Champ who had just turned pro, and he placed last among finishers with a 312 total. That was 36 strokes behind Chandler Harper and 32 strokes over par.

1954 COLONIAL RESULTS

May 27-30

Rank	Player	1R	2R	3R	4R	Total	Money
1	Johnny Palmer.....	70	72	69	69	280	\$5,000
2	Fred Haas.....	74	72	68	68	282	3,000
3T	<i>Harvie Ward, Jr.</i>	70	70	71	72	283	
3T	Byron Nelson.....	67	74	69	73	283	2,000
5T	Gardner Dickinson.....	72	74	66	72	284	1,700
5T	Ed Furgol.....	70	73	69	72	284	1,700
7	Jack Burke, Jr.....	74	72	68	72	286	1,400
8T	Peter Thomson.....	66	71	77	73	287	1,175
8T	Dutch Harrison.....	71	70	69	77	287	1,175
10T	Cary Middlecoff.....	75	74	67	72	288	950
10T	Lloyd Mangrum.....	73	69	69	77	288	950
12T	Earl Stewart, Jr.....	80	70	67	72	289	708
12T	Bo Wininger.....	72	72	71	74	289	708
12T	Gene Littler.....	72	74	69	74	289	708
15T	Shelley Mayfield.....	78	71	72	69	290	475
15T	Walter Burkemo.....	73	72	72	73	290	475
15T	Fred Hawkins.....	70	73	69	78	290	475
15T	Mike Souchak.....	72	67	72	79	290	475
19T	Dick Metz.....	76	72	72	71	291	325
19T	Billy Maxwell.....	73	70	72	76	291	325
21T	Leo Biagetti.....	74	74	74	70	292	263
21T	Bob Rosburg.....	75	76	69	72	292	263
23T	Marty Furgol.....	74	75	69	75	293	225
23T	<i>Ernie Vossler</i>	72	73	72	76	293	
25	Bob Toski.....	72	75	72	75	294	200
26T	Jerry Barber.....	74	69	75	77	295	163
26T	Al Besselink.....	74	71	78	72	295	163
28T	Bob Inman.....	72	79	73	73	297	
28T	<i>Don Cherry</i>	75	74	72	76	297	
28T	Harry Todd.....	77	75	73	72	297	
28T	Art Wall, Jr.....	75	74	72	76	297	
32	Tommy Bolt.....	75	73	75	75	298	
33T	Wally Ulrich.....	77	73	73	76	299	
33T	Raymond Gafford.....	76	69	73	81	299	
35T	O'Neal White.....	73	78	73	76	300	
35T	<i>Charles Coe</i>	75	72	78	75	300	
37T	Skip Alexander.....	74	76	72	79	301	
37T	Jimmy Clark.....	72	74	78	77	301	
39	Doug Ford.....	77	76	77	72	302	
40	Fred Wampler.....	73	76	77	77	303	
41	Bud Holscher.....	71	81	78	75	305	
42	Dick Mayer.....	78	78	75	75	306	
43	Pete Fleming.....	78	72	78	80	308	
44	<i>Rex Baxter Jr.</i>	78	76	74	81	309	
45	Bill Nary.....	77	79	77	77	310	
	Ben Hogan.....	69	71	wd			
	Chandler Harper.....	78	wd				

Names in italics designate amateurs.

1954 CHAMPIONSHIP RACE

At 18		At 54		
1	Peter Thomson.....	66	1T Dutch Harrison.....	210
2	Byron Nelson.....	67	1T Byron Nelson.....	210
3	Ben Hogan.....	69	3T JOHNNY PALMER.....	211
4T	JOHNNY PALMER.....	70	3T Lloyd Mangrum.....	211
4T	Ed Furgol.....	70	3T Mike Souchak.....	211
4T	Fred Hawkins.....	70	3T <i>Harvie Ward, Jr.</i>	211
4T	<i>Harvie Ward Jr.</i>	70	7T Gardner Dickinson.....	212
			7T Ed Furgol.....	212
			7T Fred Hawkins.....	212
1	Peter Thomson.....	137	10T Jack Burke, Jr.....	214
2	Mike Souchak.....	139	10T Fred Haas.....	214
3T	Ben Hogan.....	140	10T Peter Thomson.....	214
3T	<i>Harvie Ward Jr.</i>	140		
5T	Dutch Harrison.....	141		
5T	Byron Nelson.....	141	1 JOHNNY PALMER.....	280
7T	JOHNNY PALMER.....	142	2 Fred Haas.....	282

HIGHLIGHTS



Johnny Palmer

Johnny Palmer went 72 holes without three-putting a single green and won by two strokes. He was the first "short hitter" ever to win on the Colonial course. Remarkably, he was only five weeks off of an auto accident injury affecting his knees and back.

Ben Hogan might have won his third consecutive Colonial title, had it not been for illness. Hogan was even par and tied for third place after two rounds, in spite of a bad cold. On Saturday, however, his doctor diagnosed influenza and ordered him to stay in bed, so Hogan withdrew.

Two amateur notes occurred this year: Harvie Ward's third place tie was the best finish ever by an amateur in the NIT; and 18-year-old Rex Baxter Jr., the USGA Junior Champion, was the youngest player ever to compete in the NIT.

Nelson's Best Finish

The great Byron Nelson played in 18 Colonial tournaments, but never managed a victory. His third place tie in 1954 was his best finish here. However, when he did compete here, Nelson always was given the honor of hitting the first ball of the tournament.

Nelson and Ben Hogan, both former dues paying members of Colonial and now honorary members, always were given the first invitations to Colonial.

1953 COLONIAL RESULTS

May 21-24

Rank	Player	1R	2R	3R	4R	Total	Money
1	Ben Hogan	73	71	71	67	282	\$5,000
2T	Doug Ford	73	71	72	71	287	2,500
2T	Cary Middlecoff	72	73	73	69	287	2,500
4T	Ted Kroll	72	72	72	73	289	1,600
4T	Jerry Barber	74	69	72	74	289	1,600
4T	Lloyd Mangrum	71	76	71	71	289	1,600
7	Harry Todd	74	70	74	72	290	1,250
8T	Dutch Harrison	73	74	74	70	291	1,000
8T	Skip Alexander	79	68	70	74	291	1,000
8T	Clayton Heafner	74	66	75	76	291	1,000
11T	Bill Nary	74	73	69	76	292	708
11T	Marty Furgol	75	73	71	73	292	708
11T	Wally Ulrich	74	72	73	73	292	708
14T	Bo Wininger	77	72	75	69	293	475
14T	Jack Burke, Jr.	75	73	70	75	293	475
14T	Buck White	72	73	71	77	293	475
14T	Jim Ferrier	75	70	72	76	293	475
18	Byron Nelson	74	73	73	74	294	350
19T	Al Besselink	73	71	74	78	296	288
19T	Fred Hawkins	71	77	74	74	296	288
21T	Bob Toski	74	73	75	75	297	225
21T	Skee Riegel	78	73	69	77	297	225
21T	Peter Thomson	72	72	75	78	297	225
24	Johnny Palmer	76	72	71	79	298	175
25T	Fred Haas	77	74	72	76	299	50
25T	Chandler Harper	71	73	78	77	299	50
25T	Ed Oliver	74	73	73	79	299	50
28	Shelley Mayfield	77	72	70	81	300	
29T	Fred Wampler	77	72	79	73	301	
29T	Tony Holguin	73	75	75	78	301	
31T	Joe Conrad	84	76	69	73	302	
31T	Raymond Gafford	75	76	74	77	302	
33	Don Cherry	78	78	73	76	305	
34T	Dick Mayer	79	73	78	76	306	
34T	Dick Metz	76	71	78	81	306	
36T	Charles Coe	74	75	80	78	307	
36T	Jack Harden	81	77	73	76	307	
36T	Jimmy Gauntt	81	72	76	78	307	
39T	Billy Erfurth	74	74	80	80	308	
39T	Milon Marusic	76	77	76	79	308	
41T	Jack Shields	78	78	76	77	308	
41T	Art Wall, Jr.	80	75	77	77	309	
43	Earl Stewart, Jr.	74	79	79	78	310	
44	Jimmy Clark	80	78	79	77	314	
	Tommy Bolt	67	81	72	dq		
	Ansel Snow	80	79	74	(42)	wd	
	Johnny Bulla	80	77	wd			
	Jimmy Demaret	79	(43)	wd			

Names in italics designate amateurs.

1953 CHAMPIONSHIP RACE

At 18		At 36			
1	Tommy Bolt	67	1	Clayton Heafner	140
2T	Chandler Harper	71	2	Jerry Barber	143
2T	Fred Hawkins	71	3T	BEN HOGAN	144
2T	Lloyd Mangrum	71	(tied with six others)		
5T	Ted Kroll	72	At 54		
5T	Cary Middlecoff	72	1T	BEN HOGAN	215
5T	Peter Thomson	72	1T	Jerry Barber	215
5T	Buck White	72	1T	Clayton Heafner	215
9T	BEN HOGAN	73	At 72		
9T	Dutch Harrison	73	1	BEN HOGAN	282
9T	Doug Ford	73	2T	Doug Ford	287
9T	Al Besselink	73	2T	Cary Middlecoff	287
9T	Tony Holguin	73			

HIGHLIGHTS



Ben Hogan

Fire destroyed the clubhouse in April and Ben Hogan destroyed the field in May as he romped to his fourth Colonial victory by five shots. The Colonial course was the winner in 1953 as windy conditions prevailed each day. Nearly 40 percent of the field totaled 300 or higher for the four rounds and only six golfers managed to shoot under 290.

Hogan was the champion with a two-over-par 282 — five strokes better than the runners-up. His final round 67 was masterful under the conditions. He carded one eagle and three birdies, versus only two bogeys.

Only 10 sub-par and six even-par rounds were recorded during the tournament (185 rounds were played). And 13 of the rounds were in the 80s. This was one of many triumphs for Hogan in 1953. He had won the Masters before Colonial, then later added the U.S. Open and British Open championships. They continued to call Colonial "Hogan's Alley," and Colonial made Hogan a lifetime honorary member.

After the tourney, '51 Colonial champ Cary Middlecoff remarked, "Maybe one of these days Ben will be too old to play in this tournament and the rest of us will have a chance."

It was this year that Colonial officials began the tradition of having hometown boy Byron Nelson hit the first ball of each tournament. It was also the first year Colonial saw a player withdraw for anything other than injury. Jimmy Demaret picked up in the second round after a 43 on the front nine. That made him 17-over-par for the tournament.

1952 COLONIAL RESULTS

May 22-25

Rank	Player	1R	2R	3R	4R	Total	Money
1	Ben Hogan	74	67	71	67	279	\$4,000
2	Lloyd Mangrum	72	69	70	72	283	2,700
3	Tommy Bolt	70	73	75	67	285	1,875
4T	Raymond Gafford	68	69	69	80	286	1,200
4T	Doug Ford	69	72	74	71	286	1,200
6	Cary Middlecoff	72	68	74	73	287	900
7	Byron Nelson	74	71	72	71	288	850
8T	Jack Burke, Jr.	78	68	69	74	289	750
8T	Jerry Barber	71	73	73	72	289	750
8T	Jimmy Demaret	73	73	73	70	289	750
11T	Jimmy Clark	74	72	77	68	291	650
11T	Wm. C. Campbell	74	77	71	69	291	
13T	Henry Ransom	73	74	71	74	292	575
13T	Harry Todd	75	73	74	70	292	575
15T	Charles Klein	73	75	70	75	293	475
15T	Al Besselink	72	75	76	70	293	475
17T	Dick Mayer	74	74	73	74	295	350
17T	Roberto De Vincenzo	77	74	73	71	295	350
17T	Joe Conrad	68	76	74	77	295	
17T	O'Neal White	74	73	76	72	295	350
21T	Charles Coe	73	73	71	79	296	
21T	Fred Haas	72	71	77	76	296	237
21T	Johnny Palmer	73	71	77	75	296	237
24T	Bob Toski	72	76	76	73	297	187
24T	Julius Boros	75	74	74	74	297	187
26T	Dick Metz	76	74	76	72	298	93
26T	Jack Shields	75	74	75	74	298	93
26T	Bill Nary	73	76	75	74	298	93
26T	Bob Hamilton	73	76	76	73	298	93
30	John Barnum	76	72	74	77	299	
31T	Fred Hawkins	70	80	76	74	300	
31T	Joe Kirkwood, Jr.	76	75	76	73	300	
31T	Dutch Harrison	73	80	74	73	300	
34T	Shelley Mayfield	75	77	72	77	301	
34T	Earl Stewart, Jr.	76	73	75	77	301	
36	Ky Laffoon	80	75	75	74	304	
37	George Schneider	79	75	79	73	306	
38	Al Zimmerman	81	72	77	78	308	
39	Skip Alexander	79	81	75	75	310	
40	Jimmy Thompson	72	80	80	79	311	
41	Bob Duden	77	79	81	75	312	
42	L. M. Crannell, Jr.	77	80	81	79	317	

Names in italics designate amateurs.

1952 CHAMPIONSHIP RACE

At 18		At 18			
1T	Raymond Gafford	68	13T Charles Klein	73	
1T	Joe Conrad	68	21T BEN HOGAN	74	
3	Doug Ford	69	(tied with five others)		
4T	Tommy Bolt	70	At 36		
4T	Fred Hawkins	70	1	Raymond Gafford	137
6	Jerry Barber	71	2	Cary Middlecoff	140
7T	Fred Haas	72	3T	BEN HOGAN	141
7T	Jimmy Thompson	72	3T	Lloyd Mangrum	141
7T	Lloyd Mangrum	72	3T	Doug Ford	141
7T	Al Besselink	72	At 54		
7T	Cary Middlecoff	72	1	Raymond Gafford	206
7T	Bob Toski	72	2	Lloyd Mangrum	211
13TE	J. Harrison	73	3	BEN HOGAN	212
13T	Jimmy Demaret	73	At 72		
13T	Johnny Palmer	73	1	BEN HOGAN	279
13T	Henry Ransom	73	2	Lloyd Mangrum	283
13T	Bill Nary	73	3	Tommy Bolt	285
13T	Charles Coe	73	4T	Raymond Gafford	286
13T	Bob Hamilton	73	4T	Doug Ford	286

HIGHLIGHTS



Ben Hogan

After 54 holes Raymond Gafford held a commanding five-stroke lead . . . 18 holes later he finished fourth, seven strokes off the winning total of 279 by Hogan. After three sub-par rounds Gafford fell to pieces, finishing with an 80. Hogan caught Gafford on the seventh hole of the final round Sunday and took the lead for good on No. 9, as he hit all 18 greens in regulation during his final round 67. Gafford's downfall began on the course's toughest stretch, holes 3, 4 and 5. He played those holes in four-over-par, and the race was on.

The second round was rained out for the second time in Colonial history, requiring a 36-hole Sunday. Joe Conrad became the only amateur to hold or share the lead at Colonial, which he did after the first round. Colonial's ceremonial plaid jacket made its debut this year.

It Was Hogan, Again

Ben Hogan won his third Colonial championship in 1952 and began a string that almost brought him three Colonial championships in a row. After winning in '52 when Raymond Gafford faded after holding a five-stroke lead through 54 holes, Hogan repeated in 1953. Then in 1954 he attempted to make it three in a row. However, he fell ill after 36 holes and had to withdraw from the tournament. At the time he was standing at even par 140 and was two strokes in front of the eventual 1954 winner, Johnny Palmer. Still, Hogan had won four of the first seven Colonial tournaments played.

1951 COLONIAL RESULTS

May 24-27

Rank	Player	1R	2R	3R	4R	Total	Money
1	Cary Middlecoff.....	69	71	69	73	282	\$3,000
2	Jack Burke, Jr.....	75	71	70	67	283	2,000
3	Lloyd Mangrum.....	74	69	71	70	284	1,400
4T	Byron Nelson	71	71	70	73	285	900
4T	Ben Hogan	68	71	74	72	285	900
4T	Ed Oliver	75	67	68	75	285	900
7	Earl Stewart, Jr.....	75	72	71	68	286	700
8	Julius Boros.....	71	71	76	69	287	600
9T	Al Brosch.....	77	72	67	72	288	550
9T	Johnny Palmer.....	71	70	75	72	288	550
9T	Clayton Heafner.....	74	68	75	71	288	550
12T	Henry Ransom	75	71	71	72	289	467
12T	Tommy Barber.....	72	75	69	73	289	467
12T	Jim Ferrier.....	72	71	74	72	289	467
15T	Raymond Gafford	73	76	69	72	290	350
15T	Tommy Bolt	70	72	73	75	290	350
17T	Bob Toski.....	77	69	72	73	291	237
17T	Toney Penna	69	73	76	73	291	237
19T	Fred Haas.....	72	73	75	72	292	75
19T	Jimmy Demaret.....	72	75	76	69	292	75
19T	Robert Riegel	72	73	76	71	292	75
19T	Ed Furgol.....	74	75	72	71	292	75
19T	Sam Snead	71	71	76	74	292	75
24T	Dutch Harrison	71	72	74	76	293	
24T	Bill Nary.....	69	77	77	70	293	
26T	Dave Douglas	78	70	74	73	295	
26T	Doug Ford.....	72	75	76	72	295	
28T	Fred Hawkins	75	74	71	76	296	
28T	Chandler Harper.....	75	75	74	72	296	
30	Jimmy Clark.....	80	76	71	71	298	
31T	Joe Kirkwood, Jr.	76	69	78	77	300	
31T	Harry Todd	73	71	80	76	300	
33	Ky Laffoon.....	77	70	79	75	301	
34	Marty Furgol.....	74	75	75	78	302	
35T	Jack Shields.....	79	77	73	74	303	
35T	Dick Metz.....	76	74	78	75	303	
37	George Schneider	75	78	75	76	304	
38	Glen Teal.....	77	77	74	77	305	
39	Dick Mayer.....	79	77	73	80	309	
40	Lawson Little	78	77	79	76	310	
41	Charles Klein	82	76	76	78	312	
42	Juan Segura.....	86	78	75	81	320	

Names in italics designate amateurs.

1951 CHAMPIONSHIP RACE

At 18		At 54			
1	Ben Hogan	68	1	CARY MIDDLECOFF.....	209
2T	CARY MIDDLECOFF.....	69	2	Ed Oliver	210
2T	Bill Nary	69	At 72		
2T	Toney Penna.....	69	1	CARY MIDDLECOFF.....	282
At 36		2	Jack Burke, Jr.....	283	
1	Ben Hogan	139	3	Lloyd Mangrum	284
2	CARY MIDDLECOFF.....	140			

HIGHLIGHTS



Cary Middlecoff

Colonial saw it's first crowd of 10,000 spectators on a single day and Dr. Cary Middlecoff won the tourney after a fierce battle with Ben Hogan.

The course played so tough that Middlecoff respectfully remarked afterwards, "If I had to play this course every day for a living, I'd go back to pulling teeth."

Middlecoff was the first Colonial champion who first competed in the NIT as an amateur (1946).

Dr. Juan Segura, the Argentina amateur champion, set a record high of 86 which stood until 1964. Tommy Bolt missed a four-inch putt and a fan offered Byron Nelson an extra \$10,000 if he won the tourney. Hogan shot himself out of the tournament with a 74 on Saturday, his highest ever competitive round at Colonial to date. This was also the first year Colonial officials were able to operate their tournament in the black.

Tough Course

Colonial's winner for the first time in 1951 had a winning score of above par — Cary Middlecoff won with a two-over 282. And during the next dozen years, Colonial's champions more often than not found themselves winning with above-par totals for 72 holes. Also, from 1946 until the first player cut was introduced at Colonial in 1969, a substantial number of each field fired totals above 300. During this 22-tournament span, some 252 golfers shot 300 or higher. In 1968, almost one-third of the field carded 300 or higher scores. The next year a player cut was installed after 36 holes and the 300-plus shooters dropped to .013 percent of the finishers.

1950 COLONIAL RESULTS

May 25-28

Rank	Player	1R	2R	3R	4R	Total	Money
1	Sam Snead.....	66	72	66	73	277	\$3,000
2	Skip Alexander.....	66	74	70	70	280	2,000
3T	Dutch Harrison.....	69	73	68	72	282	1,200
3T	Ben Hogan.....	71	73	68	70	282	1,200
5T	Ed Oliver.....	68	71	70	74	283	850
5T	Cary Middlecoff.....	72	69	71	71	283	850
7T	Johnny Palmer.....	70	75	71	70	286	625
7T	Henry Picard.....	70	76	68	72	286	625
7T	Lloyd Mangrum.....	73	69	74	70	286	625
10T	Pete Cooper.....	74	72	72	70	288	525
10T	Norman Von Nida.....	72	72	70	74	288	525
10T	Toney Penna.....	74	73	70	71	288	525
10T	<i>Charles Coe.....</i>	74	72	69	73	288	
14	Jimmy Demaret.....	69	75	73	72	289	475
15	Jim Ferrier.....	76	73	73	68	290	425
16	Lawson Little.....	75	75	69	72	291	375
17	Chandler Harper.....	71	71	76	74	292	325
18T	Dave Douglas.....	75	75	70	73	293	225
18T	Harry Todd.....	70	76	71	76	293	225
18T	Marty Furgol.....	78	67	75	73	293	225
21T	Glenn Teal.....	75	73	72	74	294	87
21T	Buck White.....	72	75	71	76	294	87
23T	Joe Kirkwood.....	72	71	76	76	295	
23T	Paul O'Leary.....	75	75	76	69	295	
25	Ky Lafoon.....	74	78	71	73	296	
26	Dick Metz.....	73	79	71	74	297	
27T	Henry Ransom.....	71	76	77	73	298	
27T	Al Smith.....	80	73	74	71	298	
27T	Byron Nelson.....	74	72	76	76	298	
30	Bill Nary.....	74	79	72	74	299	
31	Raymond Gafford.....	72	74	78	76	300	
32T	Fred Haas Jr.....	76	72	75	78	301	
32T	George Schneider.....	76	76	73	76	301	
32T	Ed Furgol.....	74	78	70	79	301	
35	Clayton Heafner.....	74	77	72	81	304	

Name in italics designates amateur.

1950 CHAMPIONSHIP RACE

At 18		At 54			
1T	SAM SNEAD.....	66	1	SAM SNEAD.....	204
1T	Skip Alexander.....	66	2	Ed Oliver.....	209
3	Ed Oliver.....	68	3T	Skip Alexander.....	210
			3T	E. J. Harrison.....	210
At 36		At 72			
1	SAM SNEAD.....	138	1	SAM SNEAD.....	277
2	Ed Oliver.....	139	2	Skip Alexander.....	280
3	Skip Alexander.....	140			

HIGHLIGHTS



Sam Snead

Some claimed that this was the best 35-man field ever assembled in golf. Sam Snead and Ben Hogan had quite a feud going that year. Snead won this one in Hogan's backyard by three strokes over Skip Alexander and five over Hogan. Snead eagled the first hole on the first day and led the tournament all the way. After the third round he celebrated his 38th birthday while leading the field by five shots.

Snead won an incredible 10 tournaments that year, and took Vardon Trophy honors as well.

Live television coverage made its debut at Colonial this year, with local WBAP-TV broadcasting some of the action to area homes on Saturday and Sunday. Also making its debut was the beautiful, five-foot tall Leonard Trophy.

Snead On Top All The Way

This was the second consecutive time that the ultimate champion broke on top and stayed there in the Colonial National Invitation. But Snead was tied for the lead at the end of the first round, while Clayton Heafner in 1948, Chandler Harper in 1955, Bruce Devlin in 1966, Al Geiberger in 1975, Bruce Lietzke in 1980 and Ian Baker-Finch in 1989 held undisputed top positions all the way.

The tournaments of 1948, 1950, 1955, 1966, 1967, 1975, 1980, 1985, and 1989 are the only ones in Colonial history when the champion was in first after each round.

1948 COLONIAL RESULTS

May 27-30

Rank	Player	1R	2R	3R	4R	Total	Money
1	Clayton Heafner	67	68	68	69	272	\$3,000
2T	Ben Hogan	71	70	65	72	278	1,700
2T	Skip Alexander	71	68	69	70	278	1,700
4T	Lloyd Mangrum	70	68	72	70	280	950
4T	Herman Keiser	68	74	68	70	280	950
6	Byron Nelson	70	69	73	71	283	800
7T	Bobby Locke	70	68	73	73	284	650
7T	Johnny Bulla	70	71	72	70	284	650
9	Jimmy Demaret	70	71	70	76	287	575
10T	Ed Oliver	73	72	72	71	288	525
10T	Johnny Palmer	69	73	70	76	288	525
10T	Toney Penna	68	72	75	73	288	525
13T	Lawson Little	74	72	71	72	289	426
13T	Dick Metz	72	69	74	74	289	426
13T	Chandler Harper	68	74	75	72	289	426
16T	George Schoux	68	75	75	72	290	265
16T	Cary Middlecoff	70	73	69	78	290	265
16T	Ellsworth Vines	73	72	71	74	290	265
19	Vic Ghezzi	73	73	72	73	291	200
20T	Charles Coe	75	74	70	73	292	
20T	Bob Hamilton	71	70	80	71	292	43
20T	Henry Picard	75	71	74	72	292	43
20T	Ky Laffoon	73	74	72	73	292	43
20T	George Fazio	74	73	72	73	292	43
25T	Jim Ferrier	72	77	74	70	293	
25T	Dutch Harrison	78	70	68	77	293	
27T	George Schneider	75	72	71	76	294	
27T	Ed Furgol	75	72	71	76	294	
29	Al Smith	73	71	75	76	295	
30	Harry Todd	73	74	74	76	297	
31	Wilford Wehrle	78	71	74	77	300	
32	Tommy Barnes	77	71	76	78	302	

Names in italics designate amateurs.

1948 CHAMPIONSHIP RACE

		At 18	At 54	
1	CLAYTON HEAFNER	67	1 CLAYTON HEAFNER	203
2T	Herman Keiser	68	2 Ben Hogan	206
2T	Toney Penna	68	At 72	
2T	Chandler Harper	68	1 CLAYTON HEAFNER	272
2T	George Schoux	68	2T Ben Hogan	278
			2T Skip Alexander	278
		At 36		
1	CLAYTON HEAFNER	135		
2	Lloyd Mangrum	138		

HIGHLIGHTS



Clayton Heafner

Colonial officials purposely set up the course short to promote low scoring, and that's just what they got.

Clayton Heafner, a portly pro whom nobody took seriously at first, made the 1948 tournament look easier than skipping rope. Heafner's record-breaking performance in winning the title marked the first time that the Colonial champion held undisputed first from beginning to end. He was also the first to card four consecutive sub-par rounds at Colonial. Leading by one stroke at the end of 18, three at 36 and 54 and six at the end, Heafner not only

led all the way; he ran away from the field. In so doing he set Colonial tournament records for 54 and 72 holes of 203 and 272, respectively. The 272 stood as a record for 27 years until 1975, when Al Geiberger fired a 270.

Ben Hogan's second-place finish was remarkable when you consider that he was coming off the long and difficult match play PGA Championship, including a grueling 36-hole Tuesday in the finals, which he won.

1948 was the first time that Ben Hogan and Byron Nelson were paired with each other in the NIT. They played the third round together, shooting 65 and 73, respectively.

1947 COLONIAL RESULTS

May 15-18

Rank	Player	1R	2R	3R	4R	Total	Money
1	Ben Hogan	68	72	70	69	279	\$3,000
2	Toney Penna	70	70	70	70	280	2,000
3T	Bobby Locke	72	72	67	72	283	1,100
3T	Fred Haas	71	73	70	69	283	1,100
3T	Johnny Palmer	70	69	74	70	283	1,100
6T	Vic Ghezzi	71	68	72	73	284	700
6T	Chick Harbert	74	70	68	72	284	700
6T	Cary Middlecoff	75	70	69	70	284	700
9T	Jimmy Demaret	76	73	70	66	285	562
9T	Lawson Little	69	72	70	74	285	562
11	Dick Metz	77	69	69	72	287	525
12T	Lloyd Mangrum	71	73	72	72	288	466
12T	Lew Worsham	76	70	70	72	288	466
12T	Henry Picard	72	71	69	76	288	466
15T	Johnny Bulla	72	69	75	73	289	350
15T	George Schoux	75	75	70	69	289	350
17T	Ky Laffoon	75	73	69	73	290	225
17T	George Fazio	71	77	70	72	290	225
17T	Ellsworth Vines	72	70	73	75	290	225
20	Harry Todd	74	73	74	71	292	175
21	Herman Keiser	75	72	72	76	295	
22	Herman Barron	74	71	76	75	296	
23	George Schneider	72	73	77	78	300	
24	Wilford Wehrle	77	73	77	75	302	
25	Royal Hogan	74	77	76	76	303	
26	Bob Willits	78	76	77	75	306	
27	Bobby Morris	80	79	78	79	316	

Names in italics designate amateurs.

1947 CHAMPIONSHIP RACE

		At 18	At 54	
1	BEN HOGAN	68	1T BEN HOGAN	210
2	Lawson Little	69	1T Toney Penna	210
3T	Toney Penna	70	3T Bobby Locke	211
3T	Johnny Palmer	70	3T Lawson Little	211
		At 36	3T Vic Ghezzi	211
1T	Vic Ghezzi	139		
1T	Johnny Palmer	139	1 BEN HOGAN	279
2T	BEN HOGAN	140	2 Toney Penna	280
2T	Toney Penna	140		

HIGHLIGHTS



Ben Hogan

Hogan didn't fool around in 1947. He led the first round, was tied for the lead after 54 holes, then won a final round duel with Toney Penna by a shot. Hogan let Penna get close by double-bogeying #18 in the third round. He then staked a three-shot lead after 12 holes in the final round, and held Penna off down the stretch.

Cary Middlecoff carded the first eagle in Colonial history with a two on the 408-yard No. 6 hole during the first round. Bobby Locke of South Africa was the first foreign player here — he was an immediate hit with the galleries. Rain washed out Friday's play, so 36 holes were played Sunday. A players' poll voted Colonial's #3 the toughest third hole in the country.

Colonial's Four-Of-A-Kind

It's not easy to put four-of-a-kind (four identical rounds) back-to-back in any golf tournament — and at Colonial it has been accomplished only five times.

Toney Penna first pulled the trick in 1947 when the National Invitation was only two years old. He fired 70-70-70-70 — 280 which was good for second place and \$2,000.

Ten years later Bill Trombley drew four straight 74's for 296, but finished completely out of the money. In 1964 Bruce Devlin went 74-74-74-74 — 296, but it was good only for a 36th place tie and \$262.50. In 1974 Jerry Heard fired 73-73-73-73 — 292 and won \$575 while tying for 52nd. Then in 1988 Bob Tway shot four 70s for a 280 total, a tie for 22nd place, and \$6,416.67

1946 COLONIAL RESULTS

May 16-19

Rank	Player	1R	2R	3R	4R	Total	Money
1	Ben Hogan	73	72	69	65	279	\$3,000
2	Harry Todd	71	70	70	69	280	2,000
3	Fred Haas	73	73	69	66	281	1,300
4	Sam Snead	71	69	72	70	282	1,000
5T	Henry Picard	74	71	70	68	283	800
5T	Bob Hamilton	71	73	72	67	283	800
5T	Lloyd Mangrum	74	72	68	69	283	800
8	George Schneider	67	74	72	71	284	600
9T	Byron Nelson	72	72	71	70	285	520
9T	Dick Metz	72	72	73	68	285	520
11T	Harold McSpaden	72	73	71	70	286	400
11T	Herman Barron	72	70	73	71	286	400
13T	Vic Ghezzi	73	71	73	71	288	277
13T	Jimmy Hines	74	69	73	72	288	277
13T	Lawson Little	74	74	70	70	288	277
13T	Ellsworth Vines	73	72	74	69	288	277
17T	Jimmy Demaret	73	75	73	69	290	200
17T	Toney Penna	69	75	72	74	290	200
17T	Dutch Harrison	74	70	72	74	290	200
20T	Herman Keiser	72	69	77	73	291	75
20T	Johnny Bulla	72	71	72	76	291	75
22	<i>Wilford Wehrle</i>	71	76	72	75	294	
23	Jimmy Thompson	78	73	75	75	301	
24	Ed Dudley	79	78	77	71	305	
25	<i>Royal Hogan</i>	79	74	77	79	309	
26	<i>Reynolds Smith</i>	78	80	79	73	310	
27	Bob Cochran	79	80	81	74	314	
28	Charley Akcy	84	80	77	83	324	
	<i>Cary Middlecoff</i>	76	wd				

Names in italics designate amateurs.

1946 CHAMPIONSHIP RACE

		At 18	At 36	
1	George Schneider	67	1 Sam Snead	140
2	Toney Penna	69	2T Herman Keiser	141
3T	Harry Todd	71	2T George Schneider	141
3T	Sam Snead	71	2T Harry Todd	141
3T	Bob Hamilton	71	5 Herman Barron	142
3T	<i>Wilford Wehrle</i>	71	6T Jimmy Hines	143
7T	Byron Nelson	72	6T Johnny Bulla	143
7T	Dick Metz	72	8T E.J. Harrison	144
7T	Harold McSpaden	72	8T Bob Hamilton	144
7T	Herman Barron	72	8T Byron Nelson	144
7T	Herman Keiser	72	8T Dick Metz	144
7T	Johnny Bulla	72	8T Vic Ghezzi	144
13T	BEN HOGAN	73	8T Toney Penna	144
	(tied with four others)		14TBEN HOGAN	145
			(tied with two others)	
		At 54		
1	Harry Todd	211		
2	Sam Snead	212		
3	George Schneider	213	1 BEN HOGAN	279
4T	BEN HOGAN	214	2 Harry Todd	280
4T	Lloyd Mangrum	214	3 Fred Haas	281
			At 72	

HIGHLIGHTS



Ben Hogan

It was Dallas vs. Fort Worth in the first Colonial Tournament - Ben Hogan vs. Harry Todd. Inspired by the cheering of his fans from Dallas, Todd took the 54-hole lead at 211 and fired a brilliant final round 69. Sam Snead, who lurked one-shot back, logged a 70. But Hogan came from three strokes back to fire a record 65 and take the championship by a shot over Todd. Hogan caught Todd with birdies on holes #11 and 12, then took the lead on #13. Hogan's 65 was a competitive record at Colonial for 24 years, until 1970.

A very select field teed off in the first Colonial tournament in 1946, and although it was a new event, Colonial's prize money of \$15,000 was surpassed by only two events on the PGA Tour. The first group off the tee in the first annual National Invitation was comprised of Fred Haas and Toney Penna. Another bit of trivia is that Todd was the low amateur in the 1941 U.S. Open at Colonial.

Hogan went on to win 13 events in 1946, an accomplishment that ranks second only to Byron Nelson's record 18 wins the year before. Furthermore, in the 32 events Hogan entered that year, he finished first or second in 20 of them.

1941 U.S. OPEN

When the U.S. Open convened at Colonial in June of 1941, it was a historic event for professional golf. It was the first time the Open was held south of the Mason-Dixon line, and it was to give birth to one of the PGA's most prestigious annual events – the Colonial National Invitation.

The Colonial course, designed by John Bredemus, received its first real test that year. The three holes redesigned by Perry Maxwell especially for the Open (holes 3, 4 and 5) soon became known as the "Horrible Horseshoe," Colonial's toughest stretch.

In the 1941 field were such players as Ben Hogan, Gene Sarazen, Byron Nelson, Craig Wood, Denny Shute, Sam Snead, Paul Runyan, Tommy Armour, Johnny Farrell, Johnny Revolta, Henry Picard, Horton Smith, Vic Ghezzi, Lawson Little, Ralph Guldahl, Olin Dutra, Jimmy Demaret, Chick Harbert, Ed Dudley, Lloyd Mangrum and Billy Burke. Some had already achieved fame; others were still relatively early in their careers.

Famous 1913 U.S. Open champ Francis Ouimet was on hand as a USGA official, along with Joe Dey. Even the immortal Bobby Jones came for the festivities and commented on the largest U.S. Open practice round crowds he had ever seen.

The tournament's list of competitors included winners of 19 U.S. Opens, 22 PGA Championships, four British Opens and 17 Masters tournaments. Individually, there were 12 U.S. Open champions in the field, along with six of the last seven U.S. Amateur Champions. A total of 162 players, including nearly three dozen amateurs, teed up on June 5, 1941. The purse was \$6,000.

Former British Open champ and two-time PGA Championship winner Denny

Shute led off the tournament with a 69 on Thursday. It was the day's only sub-par round, good for a one-stroke lead over Vic Ghezzi and E. J. "Dutch" Harrison.

Friday's round featured violent thunderstorms and two rain delays, and all but two groups completed play. Shute was tied with Clayton Heafner, defending Open champ Lawson Little and Craig Wood at 144. Dick Metz and Paul Runyan were one stroke back. The cut was made at 156, leaving 66 players in the field.

The 39-year-old Wood, who had lost playoffs in the British Open (Shute 1933), Masters (Sarazen 1935) and U.S. Open (Nelson 1939), was gallery favorite to finally rid himself of the bridesmaid tag. He had won the Masters that spring, but injured his back in a freak accident just prior to the Open. His daily Colonial wardrobe included a polo corset. He had started the tournament with a 7 on the first hole Thursday, and unnecessarily played through the rain suspension Friday because he didn't hear the siren.

Beautiful weather returned to Colonial on Saturday, and at the 54-hole turn Wood was two strokes ahead of Shute. Ben Hogan, the year's leading money winner, was making a charge. His morning 68 was the tournament's best round.

But Wood sank long birdie putts on holes 15 and 18 in the afternoon round to put away the competition. He finished at 284, three strokes ahead of Shute and five strokes ahead of Hogan and Johnny Bulla. His winner's check was \$1,000.

The first meeting between Fort Worth and professional golf was a success. So much so that Colonial set about bringing a tournament here annually. The rest is history.

Craig Wood and the U.S. Open Trophy



1941 U.S. OPEN RESULTS

June 5-7

Rank	Player	1R	2R	3R	4R	Total	Money
1	Craig Wood	73	71	70	70	284	\$1,000.00
2	Denny Shute	69	75	72	71	287	800.00
3T	Ben Hogan	74	77	68	70	289	650.00
3T	Johnny Bulla	75	71	72	71	289	650.00
5T	Herman Barron	75	71	74	71	291	412.50
5T	Paul Runyan	73	72	71	75	291	412.50
7T	E.J. "Dutch" Harrison	70	82	71	71	294	216.66
7T	Gene Sarazen*	74	73	72	75	294	216.66
7T	Harold McSpaden	71	75	74	74	294	216.66
10T	Ed Dudley	74	74	74	73	295	125.00
10T	Lloyd Mangrum	73	74	72	76	295	125.00
10T	Dick Metz	71	74	76	74	295	125.00
13T	Sam Snead	76	70	77	73	296	100.00
13T	Henry Ransom	72	74	75	75	296	100.00
13T	Harry Todd	72	77	76	71	296	-
13T	Horton Smith	73	75	73	75	296	100.00
17T	Lawson Little*	71	73	79	74	297	50.00
17T	Byron Nelson*	73	73	74	77	297	50.00
19	Victor Ghezzi	70	79	77	72	298	50.00
20	Gene Kunes	71	79	74	75	299	50.00
21T	Ralph Guldahl*	79	76	72	73	300	50.00
21T	Johnny Palmer	74	76	76	74	300	50.00
21T	Clayton Heafner	72	72	78	78	300	50.00
24	Jimmy Hines	75	74	76	76	301	50.00
25	Joseph Zarhardt	74	76	77	75	302	50.00
26T	Henry Picard	77	79	72	75	303	50.00
26T	Johnny Morris	72	73	81	77	303	50.00
26T	Herman Keiser	74	77	76	76	303	50.00
26T	Sam Byrd	76	78	75	74	303	50.00
30T	Jerry Gianferante	76	77	74	77	304	50.00
30T	Marvin Ward	76	77	75	76	304	-
30T	Jim Ferrier	77	71	81	75	304	50.00
33T	Toney Penna	75	77	76	77	305	
33T	Abe Espinosa	76	75	72	82	305	
33T	Jimmy Turnesa	74	80	77	74	305	
33T	Marvin Stahl	77	76	73	79	305	
33T	Sam Parks Jr.*	73	82	74	76	305	
38	Bill Kaiser	72	78	80	76	306	
39	Willie Klein	73	80	78	76	307	
40T	William Turnesa	75	77	75	81	308	
40T	Bunny Torpey	72	79	78	79	308	
42T	Felix Serafin	76	79	78	76	309	
42T	Jim Foulis	78	78	74	79	309	
42T	Mike Turnesa	77	79	75	78	309	
45T	Jack Ryan	71	82	80	77	310	
45T	Charles Farlow	79	77	77	77	310	
45T	Bob Hamilton	76	79	80	75	310	
45T	Henry Castillo	84	72	77	77	310	
49T	Pat Wilcox	80	75	79	78	312	
49T	Richard Chapman	76	80	76	80	312	
51	Raymond Gafford	76	78	82	77	313	
52	Al Watrous	79	75	81	79	314	
53	Bill Nary	77	76	83	79	315	
54	J. J. Jacobs III	74	77	82	83	316	
55	Verne Stewart	76	78	80	83	317	
56	Tom O'Connor	73	78	79	88	318	
57	Jock Hutchison Jr.	78	78	83	80	319	

Others:

Billy Burke*	74	77	78	WD
Emerick Kocsis	78	78	81	WD
R. E. Barnes	80	76	81	NC
Fred Haas Jr.	78	76	83	WD
Otey Crisman	76	79	83	WD
Ray Mangrum	80	76	82	NC
Billy Bob Coffey	73	80		WD
Bruce Coltart	75	79		NC
Jack Munger	74	81		WD
George Fazio	77	79		NC

Names in italics indicate amateurs.

NC - No card

WD - Withdraw

*indicates former U.S. Open champion

1941 CHAMPIONSHIP RACE

At 18		At 36		
1	Denny Shute	69	8T Byron Nelson	146
2T	Dutch Harrison	70	8T Harold McSpaden	146
2T	Vic Ghezzi	70	8T Herman Barron	146
4T	Jack Ryan	71	8T Sam Snead	146
4T	Gene Kunes	71	8T Henry Ransom	146
4T	Harold McSpaden	71	8T Johnny Bulla	146
4T	Lawson Little	71		
4T	Dick Metz	71		
9T	Bunny Torpey	72		
9T	Harry Todd	72		
9T	Clayton Heafner	72		
9T	Bill Kaiser	72		
9T	Henry Ransom	72		
9T	Johnny Morris	72		
9T	Ted Kroll	72		
16T	CRAIG WOOD	73		
(tied with nine others)				
At 36				
1T	Denny Shute	144		
1T	Lawson Little	144		
1T	Clayton Heafner	144		
1T	CRAIG WOOD	144		
5T	Dick Metz	145		
5T	Paul Runyan	145		
5T	Johnny Morris	145		

Missed the Cut

157 Chick Harbert	160 Tommy Armour*	172 Don Malarkey		
	<i>David Goldman</i>		Joe Burch		Lloyd Sparrow		
	<i>Johnny Goodman*</i>		<i>Jack Burke, Jr.</i>	173 Ralph Arnold		
	<i>Steve Kovacs</i>		Gene Dahlbender	190 <i>Dr. Walter Ratto</i>		
	<i>Charles Penna</i>		Andy Gaspar				
	<i>George Slingerland</i>		Jim Millward				
	<i>Cliff Spencer</i>		Don Schumacher				
	<i>Stephen Warga Jr.</i>		<i>H.A. Van Sickle</i>	75	Jimmy Demaret (NC)		
	<i>Edward White</i>		Jack Wickley	77 Olin Dutra* (NC)		
			Robie Williams		Bob MacDonald (NC)		
158 Sam Bernardi		Vincent Eldred		Bill Rhodes		
	Rut Coffey	161 C. J. Gaddie		Jack Tinnin		
	Leonard Dodson		Andrew Gibson	78 Robert Goldwater		
	<i>Mario Gonzalez</i>		Tony Manero*	79 Jack Stoddard		
	<i>J.C. Hamilton Jr.</i>		Mike Pavella	80 Bob Byrnes (NC)		
	Bill Jelliffe		George Picard		Johnny Revolta (NC)		
	Ted Kroll		162 Johnny Farrell*	Jack Stammer (DQ)		
	Leo Mallory		<i>Henry Pabian</i>		<i>Tyrrell Garth Jr. (NC)</i>		
	W. A. Stackhouse		Bennie Toski	81	.. Fred Haas Sr. (NC)		
	Jimmy Thomson		Leo Walper		Eddie Held		
159 William Clark		Buck White		Labron Harris (NC)		
	<i>Jerry Douglas</i>		Ted Huge		Charles Lacey		
	Lee Roy Garrett	163 <i>Joe Bemolfo Jr.</i>		Leland Gibson		
	Beard Mims		Frank Higgins		Brad Rang		
	Iverson Martin		<i>Leonard White</i>		Morgan Baker		
	Buddy Poteet	164 Charles Kocsis		83 George Howard	
	Sam Schneider		Bill Souter		84 John Manion	
	<i>Wilfred Wehrle</i>		<i>H. O. Young</i>			<i>R. V. Van Kleeck</i>	
	Lew Worsham		165 Sai Di Buono		86 Lorin Shook
			Tom Sockwell				
			<i>Marshall Springer</i>				
			166 James Black			B.Y. Chamberlain
			167 Don Erickson			Zell Eaton
				Lloyd Gullickson			Willie Low
				Morgan Hampton			<i>Charles Shelden</i>
			168 <i>Chick Evans*</i>			
			169 Gene Battistoni			

1991 U.S. WOMEN'S OPEN RESULTS

July 11-14

Rank	Player	1R	2R	3R	4R	Total	Money
1	Meg Mallon	70	75	71	67	283	\$110,000
2	Pat Bradley	69	73	72	71	285	55,000
3	Amy Alcott	75	68	72	71	286	32,882
4	Laurel Kean	70	76	71	70	287	23,996
5T	Dottie Mochrie	73	76	68	71	288	17,642
5T	Chris Johnson	76	72	68	72	288	17,642
7	Joan Pitcock	70	72	72	75	289	14,623
8T	Kristi Albers	76	70	71	73	290	12,252
8T	Jody Anschutz	73	72	72	73	290	12,252
8T	Brandie Burton	75	71	69	75	290	12,252
11T	Beth Daniel	74	76	75	66	291	9,738
11T	Tina Barrett	74	74	72	71	291	9,738
11T	Debbie Massey	72	72	75	72	291	9,738
11T	JoAnne Camer	73	72	73	73	291	9,738
15T	Adele Lukken	75	76	70	71	292	7,665
15T	Patty Sheehan	74	75	72	71	292	7,665
15T	Liselotte Neumann	74	72	74	72	292	7,665
15T	Alice Ritzman	72	71	77	72	292	7,665
15T	Ayako Okamoto	76	72	71	73	292	7,665
15T	Kris Tschetter	77	72	67	76	292	7,665
21T	Colleen Walker	72	77	74	70	292	6,121
21T	Mitzi Edge	75	76	71	71	293	6,121
21T	Tracy Hanson	75	76	71	71	293	6,121
21T	Cathy Gering	76	70	76	71	293	6,121
21T	Nancy Scranton	72	75	73	73	293	6,121
21T	Judy Dickinson	72	74	74	73	293	6,121
21T	Caroline Keggi	74	72	73	74	293	6,121
28T	Betsy King	74	78	74	68	294	5,323
28T	Vicki Goelze	76	75	71	72	294	5,323
28T	Jane Geddes	71	74	76	73	294	5,323
28T	Alison Nicholas	77	72	71	74	294	5,323
32T	Dale Eggeling	77	72	75	71	295	4,882
32T	Amy Benz	73	74	75	73	295	4,882
32T	Gail Graham	77	72	69	77	295	4,882
35	Sandra Palmer	77	75	73	72	296	4,660
36T	Vicki Fergon	77	75	73	72	297	4,330
36T	Dana Lofland	72	77	75	73	297	4,330
36T	Alice Miller	73	73	77	74	297	4,330
36T	Barb Bunkowsky	81	68	73	75	297	4,330
36T	Patti Rizzo	74	74	72	77	298	4,330
41T	Hollis Stacy	73	76	78	71	298	3,946
41T	Missy Berteotti	75	73	75	75	298	3,946
41T	Sarah Ingram	71	77	76	74	298	3,563
44T	Kay Kennedy	77	75	73	74	299	3,563
44T	Jan Stephenson	76	73	76	74	299	3,563
44T	Alison Munt	78	72	74	75	299	3,563
44T	Sally Little	72	74	76	77	299	3,563
44T	Laura Davies	77	72	71	79	299	3,563
49T	Caroline Pierce	79	72	75	74	300	3,125
49T	Amy Read	82	70	72	76	300	3,125
49T	Tammie Green	75	77	71	77	300	3,125
52T	Marta Figueras-Dotti	76	75	77	73	301	2,797
52T	Maggie Will	74	77	74	76	301	2,797
52T	Tani Tatum	76	72	75	78	301	2,797
55	Martha Foyer	80	72	76	74	302	2,467
55T	Ok-Hee Ku	75	73	79	75	302	2,467
55T	Cindy Rarick	77	73	75	77	302	2,467
55T	Danielle Ammaccapane	72	73	74	83	302	2,467
59T	Marci Bozarth	75	74	79	75	303	2,348
59T	Kathy Postlewait	78	72	75	78	303	2,348
59T	Kelly Robbins	76	75	74	78	303	2,289
62T	Rosie Jones	76	76	75	77	304	2,289
62T	Noelle Daghe	73	77	76	78	304	2,289
62T	Robin Weiss	79	72	76	77	304	2,253
65T	Cheryl Stacy	75	76	77	77	305	2,253
65T	Cindy Mueller Riess	73	77	77	78	305	2,253
65T	Marlene Floyd	74	78	74	79	305	2,253
65T	Missie McGeorge	72	79	75	79	305	2,253
65T	Therese Hession	75	74	74	82	306	2,253
65T	Barb Mucha	76	74	71	84	305	2,253
71T	Sue Fogleman	75	77	78	76	306	2,253
71T	Pearl Sinn	76	74	79	77	306	2,253
71T	Mindy Moore	72	79	73	82	306	2,253
74	Susan Sanders	76	75	79	79	309	2,253

1991 CHAMPIONSHIP RACE

At18		At 54			
1	Pat Bradley	69	1T	Pat Bradley	214
2T	MEGMALLON	70	1T	Joan Pitcock	214
2T	Joan Pitcock	70	3T	Brandie Burton	215
2T	Laurel Kean	70	3T	Amy Alcott	215
5T	Sarah Ingram	71	5T	MEGMALLON	216
5T	Jane Geddes	71	5T	Kris Tschetter	216
1T	Pat Bradley	142	5T	Chris Johnson	216
1T	Joan Pitcock	142	At72		
3T	Alice Ritzman	143	1	MEGMALLON	283
3T	Amy Alcott	143	2	Pat Bradley	285
5	Debbie Massey	144	3	Amy Alcott	286
6T	MEGMALLON	145	4	Laurel Kean	287
(tied with 4 others)		5T	5T	Dottie Mochrie	288
		5T	5T	Chris Johnson	288

Pros Who Missed the Cut

Kathy Guadagnino	Sherri Turner	Lynn Adams
Elaine Crosby	Judi Pavon	Margaret Platt
Sheila Luginbuel	Cindy Figg-Currier	Karen Noble
Susan Slaughter	Jane Crafter	Dawn Coe
Michelle McGann	Pat Hurst	Mary Lawrence
Sherri Steinhauer	Jerilyn Britz	Julie Kintz
Trish Johnson	Jackie Gallagher	Sue Ertl
Cathy Johnston	Marianne Morris	Jodi Figley
Kris Monaghan	Lisa DePaulo	Julie Larsen
Mary Murphy	Peggy Kirsch	Lisa Grimes
Barb Thomas	Cheryl Pontious	Ginny Burkey
Juli Inkster	Lisa Walters	Donna Andrews
Kris Hanson	Gina Hull	Michelle Dobek
Deb Richard	Helen Alfredsson	Muffin Spencer-Devlin
Lori Garbacz	Pamela Wright	Julie Hennessy
Cathy Reynolds	Lynn Connelly	Cathy Edelen
Elizabeth Smart	Dina Ammaccapane	Jane Egan
Kathy Whitworth	Beth Egly	Jodi Kraflka
MaryBeth Zimmerman	Jacque Vigil	Kelly Holland
Penny Hammel	Marjorie Jones	Leslie Brown
Paige Phillips	Patricia Baxter	Karen Gray
Cynthia Jennings	Dawn Darter	Krista Tucek
Lea Alvey	Cindy Lincoln	Nancy Ramsbottom

HIGHLIGHTS



Meg Mallon

28-year-old Meg Mallon confirmed that she was for real on the women's pro circuit by capturing her second major in a row. Fresh off her win at the LPGA Championship two weeks earlier, Mallon posted a final round, 4-under-67 to overtake Pat Bradley and Amy Alcott in the Texas summer heat.

It was a frustrating finish for Bradley, who had led for three rounds, and for Alcott, who was seeking her 30th Tour victory and automatic Hall of Fame status. But it was nonetheless a popular win, as Mallon had recently been voted the Tour's most popular player.

The story coming into the \$600,000 tournament was two-time defending champion Betsy

King's quest for a three-peat. She was never a factor, however, surviving the cut (152) by just one shot and finishing in a tie for 28th thanks to a final round 68.

Mallon's total of one-under-283 (par 71, with hole No. 3 a par five) was one shot better than Craig Wood's 284 fifty years prior. Ben Hogan helped celebrate the 50th anniversary by showing up on Sunday to help root on protegee and hometown favorite Kris Tschetter. Tschetter had set a women's course record of 67 on Saturday, only to see Beth Daniel lower it one shot on Sunday.

Susan Sanders' ace on No. 4 was a feat never accomplished in 45 years (and still counting) of Colonial's annual men's event. She used a 4-iron on the 195-yard hole.

In spite of temperatures in the upper 90s, consistent crowds made Colonial's Women's Open one of the three best attended in history. Quite an accomplishment for the first U.S. Women's Open in Texas.

BEST PREVIOUS FINISH HERE

Name	Previous Times Here	Best Finish Here	Name	Previous Times Here	Best Finish Here
Tommy Aaron	1	73rd, 1968	David Berganio Jr.	2	Missed Cut, 2002
Rick Acton	1	Missed Cut, 1974	Daniel Berger	7	Champion, 2020
Blake Adams	3	Tie 16, 2011	Shane Bertsch	2	Tie 30, 2006
John Adams	5	Tie 47, 1984	Christiaan Bezuidenhout	5	Tie 15, 2022
Sam Adams	2	Missed Cut, 1974	Al Besselink	8	Tie 14, 1958
Charley Akey	1	28th, 1946	Matt Bettencourt	2	Tie 46, 2009
Tyler Aldridge	1	Tie 25, 2016	Akshay Bhatia	3	Tie 22, 2025
Skip Alexander	6	2nd, 1950	Leo Biagetti	2	Tie 21, 1954
Tyson Alexander	2	Missed Cut, 2023-24	Don Bies	10	Tie 10, 1972
Bob Allard	1	Missed Cut, 1974	Henrik Bjornstad	1	Tie 40, 2006
Fulton Allem	23	Champion, 1993	Ronnie Black	8	Tie 9, 1986
Michael Allen	2	Tie 45, 1993	Woody Blackburn	5	Tie 20, 1977
Ras Allen	1	Missed Cut, 1974	Phil Blackmar	10	Tie 33, 1991
Robert Allenby	9	Tie 15, 2001	Zac Blair	7	Tie 55, 2020
Bud Allin	9	Tie 11, 1974, 1975	Jay Don Blake	11	Tie 15, 1995
Jason Allred	1	Tie 51, 2005	Homero Blancas	17	Champion, 1970
Stephen Ames	11	3rd, 2004	Richard Bland	1	Missed Cut, 2022
Byeong-Hun An	5	Tie 21, 2023	Kris Blanks	3	Tie 10, 2011
Abraham Ancer	5	Tie 14, 2020-21	Ryan Blaum	3	Tie 24, 2017
Mark Anderson	1	Missed Cut, 2012	Jonas Blixt	6	5th, 2019
Billy Andrade	15	Tie 12, 2002	Michael Block	3	Missed Cut, 2023-25
Isao Aoki	1	Tie 8, 1989	Chris Blocker	7	Tie 30, 1968
Kiradech Aphibarnrat	1	Missed Cut, 2019	Martin Bohan	1	Missed Cut, 1974
Stuart Appleby	12	Tie 8, 2002	Jason Bohn	11	Tie 2, 2015
George Archer	17	Tie 3, 1967	Justin Bolli	1	Missed Cut, 2013
Ryan Armour	3	Tie 14, 2018	Charles Bolling	1	Tie 52, 1986
Tommy Armour III	11	Tie 10, 2008	Tommy Bolt	21	Champion, 1958
Wally Armstrong	7	Tie 9, 1977	Paul Bondeson	3	Tie 46, 1967
Arjun Atwal	3	Tie 16, 2011	Eric Booker	1	Tie 77, 1999
Emlyn Aubrey	2	Tie 16, 1996	Jim Booros	2	Tie 28, 1982
John Augenstein	1	Tie 20, 2021	Guy Boros	5	Tie 22, 1994
Woody Austin	11	4th, 1995	Julius Boros	27	Champion 1960, 1963
Eric Exley	1	Tie 24, 2007	Craig Bowden	1	Missed Cut, 2004
Paul Azinger	7	Tie 8, 1989	Steven Bowditch	6	Tie 16, 2011
Aaron Baddeley	12	Tie 6, 2005	Frank Brontton	2	Tie 37, 1969
Sang-Moon Bae	3	Tie 76, 2013	Dominic Bozzelli	2	69th, 2017
Briny Baird	9	Tie 15, 2008	Keegan Bradley	3	Tie 2, 2024
Butch Baird	9	Tie 6, 1977	Michael Bradley	5	Tie 44, 2011
Ian Baker-Finch	11	Champion 1989	Jospeh Bramlett	4	Tie 37, 2024
Al Balding	6	Tie 23, 1956, 1957	Mike Brannan	1	Missed Cut, 1980
Seve Ballesteros	1	Tie 18, 1984	David Branshaw	1	Withdrew, 2006
Bob Barbarossa	1	72nd, 1973	Alan Bratton	1	Missed Cut, 1999
Aaron Barber	1	Missed Cut, 2003	Jeff Brehaut	2	Tie 74, 2003
Blayne Barber	2	Tie 34, 2016	Ryan Brehm	1	Missed Cut, 2022
David Barber	1	Tie 61, 1974	Gay Brewer	17	Tie 4, 1964
Jerry Barber	10	Tie 4, 1953	Jacob Bridgeman	1	Missed Cut, 2025
Miller Barber	20	Tie 6, 1977	*Danny Briggs	1	Missed Cut, 1982
Paul Barjon	1	Missed Cut, 2022	D.J. Brigman	1	Missed Cut, 2004
Craig Barlow	1	Tie 54, 2001	Mike Brisky	3	Tie 14, 1998
Erik Barnes	1	Missed Cut, 2024	Bill Britton	6	Tie 33, 1993
Ricky Barnes	7	Tie 7, 2010	Mark Brooks	28	Tie 4, 1992
*Tommy Barnes	1	32nd, 1948	Al Brosch	1	Tie 9, 1951
John Barnum	1	30th, 1952	Billy Ray Brown	7	Tied 51, 1990
Dave Barr	11	Tie 12, 1987	Blades Brown	1	Missed Cut, 2025
*Ray Barr	2	Missed Cut, 1980-81	Ken Brown	1	Tie 72, 1986
Herman Barron	2	Tie 11, 1946	Pete Brown	4	Tie 12, 1964
Brian Bateman	4	Tie 14, 2004	Scott Brown	9	Tie 12, 2017
Pat Bates	2	Tie 5, 2003	Olin Browne	14	Champion, 1999
Rex Baxter, Jr.	6	Tie 26, 1965	*Julien Brun	1	Missed Cut, 2014
George Bayer	12	Tie 4, 1956	Wesley Bryan	3	Tie 48, 2017
Andy Bean	8	6th, 1980	Bart Bryant	4	Tie 26, 2008
Frank Beard	12	Tie 8, 1967	Brad Bryant	9	Tie 23, 1995
Chip Beck	16	Tie 9, 1988	Gordon Bryson	1	Tie 35, 1956
Cameron Beckman	5	Tie 19, 2002	Andrew Buckle	1	Missed Cut, 2007
Rich Beem	10	Tie 26, 2001	Hayden Buckley	4	Tie 5, 2024
Notah Begay III	4	Missed Cut, 1999-2000, '02, '04	Johnny Bulla	5	Tie 7, 1948
Russell Beiersdorf	2	Tie 53, 1993	Bronson Burgoon	3	Tie 38, 2020
Charlie Beljan	2	Missed Cut, 2013, '15	Jack Burke, Jr.	15	2nd, 1951
Deane Beman	8	Tie 17, 1972	Patrick Burke	2	Tie 22, 1997
			Walter Burkemo	1	Tie 15, 1954
			Bob Burns	3	Tie 33, 2002

*indicates amateur

BEST PREVIOUS FINISH HERE

Name	Previous Times Here	Best Finish Here	Name	Previous Times Here	Best Finish Here
George Burns	7	Tie 15, 1982	Michael Connell	2	69th, 2011
Sam Burns	4	Champion, 2022	Frank Conner	7	6th, 1981
Bob Byman	2	Tie 36, 1980	Corey Conners	4	Tie 8, 2018
Jonathan Byrd	11	Tie 8, 2002	Joe Conrad	5	Tie 14, 1956
Curt Byrum	5	Tie 29, 1990	Charles Coody	25	2nd, 1967
Tom Byrum	14	Tie 9, 1987	Parker Coody	1	Missed Cut, 2024
Angel Cabrera	7	Tie 31, 2013	Pierceson Coody	3	Tie 5, 2024
Rafa Cabrera Bello	2	Tie 23, 2020	Austin Cook	3	Tie 19, 2019
George Cadle	6	Tie 20, 1977	John Cook	18	5th, 1998
Steve Cain	1	Missed Cut, 1974	Pete Cooper	5	Tie 10, 1950
Mark Calcavecchia	18	Tie 2, 1988	Franklin Corpening	4	Tie 14, 2013
Rex Caldwell	8	Tie 11, 1984	Chris Couch	3	Missed Cut, 2006-07, '10
Bil Calfee	2	Missed Cut, 1978, '80	Fred Couples	13	4th, 1996
Brian Campbell	1	Missed Cut, 2025	Chuck Courtney	11	3rd, 1974
Chad Campbell	18	2nd, 2004	Bruce Crampton	16	Champion, 1965
Joe Campbell	7	Tie 21, 1959	Ben Crane	13	Tie 3, 2010
*William Campbell	1	Tie 11, 1952	*L.M. Crannell, Jr.	1	42nd, 1952
Jorge Campillo	1	Missed Cut, 2024	Dick Crawford	7	Tie 14, 1969
Rafael Campos	2	Missed Cut, 2024-25	Ben Crenshaw	33	Champion, 1977, 1990
David Canipe	1	Tie 40, 1988	Quade Cummins	1	Tie 36, 2025
Patrick Cantlay	2	Missed Cut, 2018	Jacky Cupit	11	Tie 17, 1961, 1963
Frankie Cappan III	1	Tie 77, 2025	Jeff Curl	1	Tie 63, 2014
Miguel Angel Carballo	1	Tie 66, 2012	Rod Curl	31	Champion, 1974
Mark Carnevale	2	Tie 63, 1994	Jon Curran	2	Tie 33, 2015
*Chip Carter	1	Missed Cut, 1988	Ben Curtis	5	Tie 29, 2007
Jim Carter	8	Tie 11, 1999	MJ Daffue	1	Missed Cut, 2023
Paul Casey	6	5th, 2009	Joel Dahmen	8	Tie 19, 2020
Billy Casper	17	Champion, 1964, 1968	John Daly	8	Tie 41, 2012
Ricky Castillo	1	Tie 59, 2025	Robert Damron	6	Tie 39, 1999
Roberto Castro	5	Tie 19, 2012	Brian Davis	8	2nd, 2010
Bud Cauley	7	3rd, 2025	Cameron Davis	6	Tie 7, 2022
Alex Cejka	7	Tie 26, 2008	Sonny Davis	1	Missed Cut, 1974
Antonio Cerda	1	Tie 4, 1955	Marco Dawson	4	Tie 13, 2003
Ron Cerrudo	8	Tie 24, 1971	Glen Day	13	4th, 2001
Greg Chalmers	9	Tie 15, 2001	Jason Day	5	4th, 2009
Brandel Chamblee	9	Tie 21, 2003	Brendon de Jonge	6	Tie 22, 2013
Cameron Champ	4	Tie 14, 2020	Bryson DeChambeau	5	Tie 3, 2020
Warren Chancellor	1	Withdrew, 1974	Graham DeLaet	6	Tie 14, 2014
Will Chandler	1	76th, 2025	Jay Delsing	3	Tie 48, 1990
Kevin Chappell	6	Tie 10, 2014	Roberto De Vicenzo	8	Champion, 1957
Bob Charles	12	Tie 4, 1969	Jimmy Demaret	10	Tie 6, 1956
Don Cherry	6	Tie 28, 1954	Clark Dennis	9	Tie 14, 1998
K.J. Choi	6	Tie 13, 2010	Jim Dent	6	Tie 38, 1974
Daniel Chopra	5	Tie 40, 2006, 2008	Thomas Detry	2	Tie 21, 2023
Gary Christian	1	Tie 70, 2012	Bruce Devlin	19	Champion, 1966
Stewart Cink	19	Tie 2, 2000	Gardner Dickinson	18	Champion, 1969
Brian Claar	6	Tie 16, 1992	Bob Dickson	10	Tie 4, 1975
Bobby Clampett	6	Tie 12, 1983	Taylor Dickson	1	Missed Cut, 2025
Jimmy Clark	5	Tie 11, 1952	Terry Diehl	7	Tie 35, 1976
Michael Clark II	1	Missed Cut, 2001	Terry Dill	9	Tie 13, 1968
Tim Clark	10	Tie 2, 2008, 2009	Chris DiMarco	10	Tie 15, 2008
Wyndham Clark	4	Tie 20, 2021	Trevor Dodds	2	Missed Cut, 1993, '98
Will Claxton	1	Tie 47, 2012	Jay Dolan	1	Tie 61, 1967
Keith Clearwater	34	Champion, 1987	Mike Donald	11	Tie 11, 1985
Lennie Clements	9	Tie 5, 1982	Luke Donald	6	Tie 13, 2009
Jose Coceres	3	Tie 34, 2001	Zecheng Dou	1	Tie 63, 2023
Bob Cochran	1	27th, 1946	Ed Dougherty	6	Tie 25, 1992
Russ Cochran	12	Tie 11, 1988, 1990	Dave Douglas	2	Tie 18, 1950
*Charles Coe	7	Tie 10, 1950	Dale Douglass	9	Tie 12, 1970
Jim Colbert	14	Champion, 1983	Allen Doyle	1	Tie 46, 1996
Bobby Cole	7	Tie 23, 1978	James Driscoll	4	Tie 27, 2009
Eric Cole	3	Tie 28, 2025	Bob Duden	1	41st, 1952
Bill Collins	6	Tie 17, 1961, 1963	Ed Dudley	1	24th, 1946
Chad Collins	4	Tie 34, 2016	Jason Dufner	13	2nd, 2012, 2014
Joe Collins	1	Missed Cut, 1974	Michael Dugger	1	Missed Cut, 1974
Ross Collins	1	Tie 65, 1968	Ken Duke	8	Tie 26, 2012
Tim Collins	1	Tie 71, 1975	Doug Dunakey	1	Missed Cut, 1999
Erik Compton	6	Tie 20, 2021	Tyler Duncan	5	Tie 15, 2022
Byron Comstock	1	Missed Cut, 1974	Scott Dunlap	2	Tie 35, 2000
			Joe Durant	10	Tie 3, 2005

*indicates amateur

BEST PREVIOUS FINISH HERE

Name	Previous Times Here	Best Finish Here	Name	Previous Times Here	Best Finish Here
David Duval	9	Tie 12, 1995-96	Dylan Frittelli	4	Missed Cut, 2020-22
R. W. Eaks	1	68th, 1998	David Frost	28	Champion, 1997
Bob Eastwood	10	Tie 5, 1982	Edward Fryatt	2	Missed Cut, 2000-01
Nicolas Echavarria	2	Tie 59, 2025	Fred Funk	17	Tie 5, 1991
Austin Eckroat	3	Tie 16, 2023	Rod Funseth	9	Tie 17, 1970
Danny Edwards	12	Tie 9, 1982	Ed Furgol	8	3rd, 1957
David Edwards	20	2nd, 1989, 1991	Marty Furgol	6	Tie 11, 1953
Jerry Edwards	7	Tie 6, 1963	Jim Furyk	23	2nd, 1998, 2007
Joel Edwards	7	Tie 12, 2002	Raymond Gafford	7	Tie 4, 1952
Dave Eichelberger	14	Tie 40, 1977	Tommy Gainey	3	3rd, 2012
Brad Elder	3	Tie 26, 2001	Jeff Gallagher	3	Tie 10, 1996
Lee Elder	13	4th, 1973	Jim Gallagher Jr.	11	3rd, 1992
Steve Elkington	21	Tie 15, 1995	Robert Gamez	13	Tie 5, 2004
Danny Ellis	1	Missed Cut, 2004	Sergio Garcia	10	Champion, 2001
Richard Ellis	1	Missed Cut, 1974	Scott Gardiner	1	Missed Cut, 2013
Wes Ellis, Jr.	1	Tie 36, 1959	Buddy Gardner	10	Tie 7, 1985
Ernie Els	2	Tie 67, 1996	Brice Garnett	7	Tie 30, 2014
Harrison Endycott	1	Missed Cut, 2023	Bill Garrett	2	70th, 1970
John Engler Jr.	1	Missed Cut, 2006	Robert Garrigus	3	Tie 64, 2008
Harris English	10	2nd, 2016	Bobby Gates	3	Tie 66, 2012
*Billy Eurfurth	1	Tie 39, 1953	Jimmy Gauntt	1	Tie 36, 1953
Randy Erskine	2	Tie 21, 1975	Brian Gay	18	Tie 2, 2001
Derek Ernst	2	Tie 46, 2013	*Bobby Gee	1	Missed Cut, 1990
Bob Estes	21	Tie 6, 2000	Al Geiberger	26	Champion, 1975, 1979
Tom Evans	2	Missed Cut, 1974-75	Brent Geiberger	8	Tie 24, 2000
Max Evans	1	49th, 1956	Ryan Gerard	1	Tie 73, 2025
Matt Every	6	Tie 4, 2013	Vic Ghezzi	3	Tie 6, 1947
Jack Ewing	2	Tie 11, 1974	Doug Ghim	6	Tie 14, 2021
Brad Fabel	3	Tie 30, 1987	Kelly Gibson	2	Missed Cut, 1993
Don Fairfield	6	Tie 28, 1960	Gibby Gilbert	12	Tie 17, 1970
Nick Faldo	3	Tie 23, 1989	Bob Gilder	14	Tie 5, 1976
Derek Fathauer	4	Tie 42, 2018	*Vinnie Giles	1	Missed Cut, 1973
Brad Faxon	16	Tie 2, 1997	Tom Gillis	4	Tie 19, 2012
George Fazio	2	Tie 17, 1947	Bill Glasson	13	Tie 20, 1997
David Feherty	1	Tie 56, 1994	Dave Glenz	1	Missed Cut, 1975
Rick Fehr	6	Tie 4, 1992	Michael Gligic	1	Missed Cut, 2021
Keith Fergus	12	Tie 14, 1979	Lucas Glover	17	Tie 8, 2021
Jim Ferree	8	Tie 5, 1962	Randy Glover	4	Tie 13, 1966
Jim Ferrier	6	Tie 12, 1951	Bob Goalby	17	Tie 11, 1967
Mike Fetchick	2	26th, 1957	Bob Goetz	1	Missed Cut, 1974
Forrest Fezler	6	Tie 29, 1976	Matt Gogel	4	Tie 36, 2002
Tony Finau	9	2nd, 2019	Mathew Goggin	4	Tie 46, 2008
Dow Finsterwald	13	2nd, 1955	Joel Goldstrand	1	Tie 35, 1970
Dow Finsterwald Jr.	4	Missed Cut, 1990-92, '94	Fabian Gomez	4	Tie 27, 2015
Ed Fiori	12	Tie 9, 1980	Andres Gonzales	1	Tie 71, 2015
Patrick Fishburn	1	Missed Cut, 2025	Ernie Gonzalez	1	Missed Cut, 1987
Steven Fisk	1	Tie 66, 2025	Talor Gooch	5	Tie 14, 2021
Matthew Fitzpatrick	2	Tie 32, 2020	Relief Goosen	1	Missed Cut, 2015
Pat Fitzsimons	2	Tie 38, 1974	J. C. Goosie	1	Tie 36, 1958
Nick Flanagan	1	Missed Cut, 2008	Will Gordon	3	Tie 52, 2023
John Flannery	1	Missed Cut, 1993	Jason Gore	4	Missed Cut, 2007-08, '16
Jack Fleck	7	Tie 10, 1963	David Gossett	1	Tie 48, 2002
Marty Fleckman	6	Tie 21, 1976	Chris Gotterup	2	Tie 28, 2025
Tommy Fleetwood	3	Tie 4, 2025	Paul Goydos	13	Tie 2, 1999
Bruce Fleisher	7	Tie 10, 1992	Braden Grace	3	Tie 19, 2020
Pete Fleming	1	43rd, 1954	*John Grace	1	Missed Cut, 1976
Steve Flesch	19	Champion, 2004	Wayne Grady	9	Tie 7, 1991
Martin Flores	6	Tie 14, 2013	David Graham	18	Tie 6, 1988
Ray Floyd	26	Tie 7, 1981	Lou Graham	14	Tie 7, 1974
David Ford	1	Missed Cut, 2025	*John Granger	1	Tie 62, 1973
Doug Ford	16	Tie 2, 1953	Thomas Gray	1	Tie 12, 1983
Dan Forsman	13	Tie 10, 1998	Ken Green	5	Tie 11, 1988
John Fought III	4	Tie 16, 1980	Hubert Green	11	3rd, 1975
Rickie Fowler	12	Tie 5, 2012	Jimmy Green	1	Tie 50, 2000
Ryan Fox	2	Tie 21, 2023	Nathan Green	5	Tie 4, 2006
*Steven Fox	1	Missed Cut, 2013	Bert Greene	7	6th, 1972
Carlos Franco	2	Missed Cut, 2000	Bobby Greenwood	2	Missed Cut, 1970, 75
Harrison Frazer	14	4th, 1998	Max Greyselman	2	Tie 22, 2025
Robin Freeman	3	Tie 35, 2000	Cody Gribble	4	Tie 41, 2017
Bob Friend	1	Tie 51, 1999	Ben Griffin	3	Champion, 2025
			Lanto Griffin	2	Missed Cut, 2020, 25

*indicates amateur

BEST PREVIOUS FINISH HERE

Name	Previous Times Here	Best Finish Here	Name	Previous Times Here	Best Finish Here
Emiliano Grillo	10	Champion, 2023	Harry Higgs	5	Tie 38, 2020
Gary Groh	2	Missed Cut, 1975-76	Joe Highsmith	1	Missed Cut, 2025
Mathias Gronberg	3	Tie 54, 2004	Dave Hill	11	Tie 6, 1969
Scott Gump	3	Tie 49, 1992	Mike Hill	7	Tie 21, 1975
Luke Guthrie	3	Tie 27, 2013	Jimmy Hines	1	Tie 13, 1946
Bill Haas	12	Tie 8, 2011	Lon Hinkle	12	Tie 3, 1983
Fred Haas	14	2nd, 1954	Larry Hinson	8	Tie 17, 1970
Hunter Haas	5	Tie 44, 2005	Ryo Hisatsune	2	Tie 6, 2025
Jay Haas	15	Tie 18, 2003	Babe Hiskey	6	Tie 20, 1966
Jerry Haas	1	Missed Cut, 1991	Gabriel Hjertstedt	2	Tie 53, 1998
Chesson Hadley	7	Tie 20, 2018	Scott Hoch	17	Tie 2, 1991
Adam Hadwin	6	Tie 5, 2015	Lee Hodges	4	Tie 12, 2024
Brandon Hagy	2	Missed Cut, 2017, '21	Rico Hoey	1	Tie 66, 2025
James Hahn	6	Missed Cut, 2013-15, '17, '21, '22	Charley Hoffman	16	Tie 3, 2021
Paul Haley II	2	5th, 2023	Morgan Hoffmann	2	Tie 12, 2017
Harry Hall	3	Tie 3, 2023	Ben Hogan	21	Champion, 1946, 1947, 1952, 1953, 1959
Gary Hallberg	14	Tie 5, 1983	*Royal Hogan	2	25th, 1946, 1947
Dan Halldorson	7	Tie 33, 1991	Tom Hoge	9	Tie 17, 2016, '24
Jim Hallet	4	Tie 11, 1991	Nicolai Hojgaard	1	Missed Cut, 2024
Bob Hamilton	3	Tie 5, 1946	Tony Holguin	1	Tie 29, 1953
Todd Hamilton	6	Tie 44, 2004	Mike Holland	2	Missed Cut, 1982-83
Cole Hammer	1	Missed Cut, 2023	J.B. Holmes	2	Tie 71, 2009
Laurie Hammer	1	Tie 41, 1968	Frank (Bud) Holscher	4	Tie 24, 1955
Donnie Hammond	8	Tie 35, 1985	Max Homa	6	Tie 9, 2023
Phil Hancock	4	Missed Cut, 1978-79	Wilf Homenuik	2	Tie 12, 1971
Chick Harbert	1	Tie 6, 1947	Herb Hooper	1	Missed Cut, 1972
Jack Harden	2	Tie 36, 1953	*Ed Hopkins	1	Tie 50, 1956
Nick Hardy	3	Tie 11, 2025	Billy Horschel	6	Tie 19, 2019
Brandon Harkins	1	Tie 66, 2018	P. H. Horgan III	1	Tie 43, 1990
Brian Harman	13	Tie 7, 2017	Kazuhiko Hosokawa	3	Tie 22, 1997
Paul Harney	6	Tie 9, 1961	Beau Hossler	8	Tie 21, 2022
Chandler Harper	11	Champion, 1955	Viktor Hovland	3	Tie 16, 2023
Roland Harper	5	Tie 53, 1968	*Ralph Howe III	1	Missed Cut, 1989
Scott Harrington	1	Missed Cut, 2020	Charles Howell III	2	Tie 49, 2020
*John Harris	1	Tie 50, 1994	Mark Hubbard	7	Tie 9, 2023
Labron Harris, Jr.	7	Tie 12, 1973	Bradley Hughes	2	Tie 65, 1999
Dutch Harrison	10	Tie 3, 1950	Mackenzie Hughes	6	Tie 8, 2019
Dudley Hart	12	4th, 2002	John Huh	8	Tie 5, 2012
Morris Hatalsky	7	Tie 31, 1989	Mike Hulbert	16	Tie 5, 1990
Tyrrell Hatton	1	Tie 8, 2019	Ed Humenik	2	Missed Cut, 1992-93
Fred Hawkins	15	2nd, 1959	Billy Hurley III	4	Tie 30, 2014
Dale Hayes	1	Missed Cut, 1977	John Huston	15	Tie 6, 1993
J.P. Hayes	6	Tie 52, 2003	Yuta Ikeda	2	Tie 53, 2017
Mark Hayes	14	Tie 27, 1979	Sungjae Im	6	Tie 9, 2024
Ted Hayes	2	Tie 50, 1972	Ryuji Imada	3	Missed Cut, 2010-11
Clayton Heafner	4	Champion, 1948	Trevor Immelman	7	Tie 19, 2012
Vance Heafner	5	Tie 11, 1981	Bob Inman	1	Tie 28, 1954
Jerry Heard	10	Champion, 1972	Joe Inman	8	Tie 5, 1982
David Hearn	8	Tie 13, 2012	John Inman	4	Tie 11, 1988
Jay Hebert	14	Tie 9, 1960, 1961	Walker Inman, Jr.	1	40th, 1956
Lionel Hebert	20	Tie 5, 1959	Hale Irwin	22	2nd, 1981
Mike Heinen	3	Tie 30, 1994	Tripp Isenhour	2	Missed Cut, 2004, '07
Scott Hend	3	Tie 6, 2005	Ryo Ishikawa	4	Tie 43, 2015
Russell Henley	2	Tie 16, 2023	Don Iverson	4	Tie 21, 1975
Nolan Henke	7	Tie 16, 1992	Hiroshi Iwata	1	Tie 67, 2016
Harold Henning	5	Tie 6, 1968	Tony Jacklin	3	Tie 19, 1968
Brian Henninger	7	Tie 8, 1998	John Jacobs	3	Tie 52, 1972
Bunky Henry	3	Tie 43, 1970	Tommy Jacobs	9	2nd, 1964
J.J. Henry	20	Tie 22, 2009	Peter Jacobsen	24	Champion, 1984
Mark Hensby	4	Tie 12, 2007	Freddie Jacobson	11	Tie 30, 2014
Lucas Herbert	2	Tie 48, 2022	Barry Jaeckel	11	Tie 12, 1976
Jim Herman	3	Tie 33, 2015	Stephan Jaeger	2	Tie 68, 2023
Tim Herron	23	Champion, 2006	Jim Jamieson	4	Tie 42, 1973
Jeff Hewes	1	Tie 68, 1979	Jazz Janewattananond	2	Missed Cut, 2017, '20
Kramer Hickok	6	Tie 14, 2021	Don January	27	Tie 2, 1979
Justin Hicks	2	Tie 62, 2013	Lee Janzen	16	Tie 11, 1993
Doug Higgins	3	32nd, 1955	Tom Jenkins	7	Tie 21, 1981
Mike Higgins	1	Withdrew, 1974	Joe Jimenez	1	Tie 34, 1960
Garrick Higgs	3	Missed Cut, 2022-24	Brandt Jobe	11	4th, 2003
			Per-Ulrik Johansson	3	Tie 11, 2001

*indicates amateur

BEST PREVIOUS FINISH HERE

Name	Previous Times Here	Best Finish Here	Name	Previous Times Here	Best Finish Here
Dustin Johnson3Tie 14, 2014	Ky Laffoon517th, 1947
George Johnson3Tie 7, 1972	Anirban Lahiri5Tie 6, 2016
Howie Johnson6Tie 9, 1970	Martin Laird10Tie 10, 2010-11
Richard Johnson1Tie 33, 2008	Derek Lamely2Tie 44, 2010
Richard S. Johnson42nd, 2006	Neal Lancaster8Tie 33, 1995
Zach Johnson19Champion, 2010, 2012	Ralph Landrum1Tie 52, 1985
Al Johnston1Tie 22, 1963	Andrew Landry4Tie 49, 2020
Bill Johnston3Tie 22, 1958	Bernhard Langer5Tie 2, 2007
Ralph Johnston3Tie 26, 1972	Franklin Langham4Tie 32, 1996
Grier Jones11Tie 8, 1976	Scott Langley5Tie 27, 2015
Kent Jones2Tie 50, 2004	Nate Lashley7Tie 32, 2021
Matt Jones11Tie 12, 2022	Stephen Leaney2Tie 27, 2004
Steve Jones9Tie 6, 1996	Steve LeBrun1Missed Cut, 2013
Peter Jordan24th, 1994	D.H. Lee1Withdrawn, 2013
Mike Kallam1Missed Cut, 1974	Danny Lee106th, 2017
Craig Kanada1Missed Cut, 2007	K.H. Lee5Tie 32, 2024
Takumi Kanaya1Missed Cut, 2025	Min Woo Lee3Tie 24, 2024
Sung Kang6Tie 37, 2012	Richard H. Lee2Tie 35, 2013
Robert Karlsson2Tie 5, 2011	Stan Lee1Tie 26, 1977
Monty Kaser1Tie 31, 1974	Ian Leggatt2Tie 61, 2002
Smylie Kaufman2Missed Cut, 2016, '18	Tom Lehman18Champion, 1995
Ryoken Kawagishi1Missed Cut, 1991	Marc Leishman8Tie 13, 2016
Jack Kay1Tie 50, 1956	Tony Lema5Tie 3, 1965, 1966
*Jack Kay, Jr.1Missed Cut, 1986	Justin Leonard22Tie 2, 2003
Jonathan Kaye8Tie 34, 2001	Stan Leonard8Tie 4, 1956
Martin Kaymer1Tie 40, 2019	Michael Letzig1Missed Cut, 2008
Herman Keiser3Tie 4, 1948	Thomas Levet1Missed Cut, 2006
Jerry Kelly17Tie 7, 2007	Wayne Levi6Tie 8, 1979
Spike Kelley1Tie 55, 1975	Spencer Levin5Tie 44, 2010
Skip Kendall8Tie 5, 2004	J. L. Lewis7Tie 27, 2004
J.J. Killeen1Tie 37, 2012	Jack Lewis2Tie 60, 1971
Bill Kerr1Tie 43, 1956	Tom Lewis2Missed Cut, 2020-21
Anthony Kim4Tie 18, 2007	Frank Lickliter II8Tie 12, 2002
Chan Kim2Missed Cut, 2024-25	Bruce Lietzke27Champion, 1980, 1992
Michael Kim6Tie 6, 2023	*Thomas Lim1Missed Cut, 2015
S.H. Kim2Tie 61, 2024	Nicholas Lindheim1Tie 32, 2018
Si Woo Kim9Tie 23, 2025	Pat Lindsey172nd, 1984
Tom Kim2Tie 24, 2024	David Lingmerth6Tie 5, 2014
Whee Kim4Tie 34, 2017	David Lipsky4Tie 9, 2024
Chris Kirk13Champion, 2015	Luke List6Tie 36, 2025
Joe Kirkwood, Jr.3Tie 23, 1950	John Lister4Tie 15, 1975
Kevin Kisner12Champion, 2017	Lawson Little5Tie 9, 1947
Kurt Kitayama3Tie 22, 2025	Gene Littler29Champion, 1971
Tom Kite30Tie 3, 1981	Edward Loar1Tie 73, 2012
Patton Kizzire9Tie 3, 2021	Bobby Locke2Tie 3, 1947
Jeff Klauk1Tie 63, 2009	Bob Lohr9Tie 2, 1991
Charles Klein4Tie 15, 1952	Peter Lonard7Tie 3, 2005
Jake Knapp1Missed Cut, 2025	Adam Long5Tie 19, 2019
Harold Kneece1Tie 31, 1964	Lyn Lott6Tie 4, 1977
Dick Knight1Tie 30, 1960	Dick Lotz6Tie 7, 1970
Colt Knost7Tie 10, 2015	John Lotz2Tie 33, 1968
Kenny Knox7Tie 35, 1990	Andrew Loupe2Tie 45, 2014
Russell Knox8Tie 8, 2019	Davis Love III262nd, 1987, 2000
George Knudson132nd, 1965	Dru Love1Missed Cut, 2019
Gary Koch10Tie 5, 1983	Tom Lovelady1Tie 58, 2018
Satoshi Kodaira1Tie 20, 2018	*Jamie Lovemark1Missed Cut, 2008
Brooks Koepka22nd, 2018	Justin Lower3Tie 57, 2023
Ben Kohles3Tie 62, 2013	Steve Lowery13Tie 33, 1995
Jason Kokrak8Champion, 2021	Shane Lowry1Missed Cut, 2020
Greg Kraft11Tie 2, 1999	Curtis Luck1Tie 34, 2017
Kelly Kraft3Tie 18, 2017	Bill Lunde2Withdrawn, 2009
Bill Kratzert8Tie 19, 1985	Bob Lunn7Tie 6, 1969
Cliff Kresge3Tie 29, 2007	Mark Lye14Tie 11, 1984, 1988
Ted Kroll9Tie 3, 1958	Jarrod Lyle2Tie 74, 2015
Matt Kuchar152nd, 2013	Sandy Lyle1Missed Cut, 1997
Hank Kuehne2Missed Cut, 2004	Robert MacIntyre2Tie 6, 2025
*Trip Kuehne1Missed Cut, 1995	Will Mackenzie2Tie 52, 2007
Massy Kuramoto1Tie 27, 1993	Andrew Magee13Tie 7, 1990
Doug Labelle II3Tie 36, 2007	Jeff Maggert163rd, 1993
Greg Ladehoff1Tie 68, 1986	John Mahaffey22Tie 2, 1990
			Hunter Mahan14Tie 10, 2011

*indicates amateur

BEST PREVIOUS FINISH HERE

Name	Previous Times Here	Best Finish Here	Name	Previous Times Here	Best Finish Here
Ted Makalena	1	Tie 58, 1967	James McLean	1	Missed Cut, 2003
John Mallinger	4	Tie 13, 2010	B. R. McLendon	8	Tie 11, 1977
Bill Mallon	1	.68th, 1977	John McMullin	1	Tie 21, 1959
Peter Malnati	7	Tie 29, 2023	Maverick McNealy	7	Tie 17, 2024
Roger Maltbie	18	Tie 15, 1982	George McNeill	8	Tie 5, 2015
Lloyd Mangrum	15	.2nd, 1952	Artie McNickle	4	Tie 36, 1980
Bob Mann	1	Missed Cut, 1979	Mark McNulty	2	Tie 5, 1983
Stephen Marino	6	Tie 2, 2009	Spike McRoy	2	Tie 40, 2003
Dave Marr	12	Tie 10, 1964	Harold McSpaden	1	Tie 11, 1946
Graham Marsh	1	Tie 48, 1977	Rocco Mediate	21	.3rd, 1996
Fred Marti	11	.2nd, 1972	Mac Meissner	2	Tie 5, 2024
Ben Martin	7	Tie 10, 2015	Steve Melnyk	12	Tie 4, 1978
Casey Martin	1	Tie 62, 2000	Bob Menne	3	Tie 26, 1974
Doug Martin	3	Tie 18, 1998	John Merrick	7	Tie 26, 2013
Billy Martindale	5	Tie 10, 1965	Troy Merritt	6	.7th, 2021
Milton Marusic	1	Tie 39, 1953	Hajime Meshiai	2	Tie 63, 1994
John Mahaffey	22	Tie 2, 1990	Dick Metz	10	Tie 9, 1946
Hunter Mahan	14	Tie 10, 2011	Dennie Meyer	1	Missed Cut, 1976
Ted Makalena	1	Tie 58, 1967	Shaun Micheel	4	Tie 45, 2003
John Mallinger	4	Tie 13, 2010	Phil Mickelson	17	Champion, 2000, 2008
Bill Mallon	1	.68th, 1977	Cary Middlecoff	18	Champion, 1951
Peter Malnati	5	Tie 29, 2023	*Danny Mijovic	1	Missed Cut, 1984
Roger Maltbie	18	Tie 15, 1982	Allen Miller	3	Tie 50, 1975
Lloyd Mangrum	15	.2nd, 1952	Johnny Miller	7	Tie 17, 1972
Bob Mann	1	Missed Cut, 1979	Lindy Miller	6	Tie 8, 1979
Stephen Marino	6	Tie 2, 2009	Zack Miller	1	Missed Cut, 2011
Dave Marr	12	Tie 10, 1964	Jon Mills	1	Tie 46, 2008
Graham Marsh	1	Tie 48, 1977	Bobby Mitchell	8	Tie 19, 1974
Fred Marti	11	.2nd, 1972	Jeff Mitchell	4	.3rd, 1980
Ben Martin	6	Tie 10, 2015	Keith Mitchell	4	Tie 36, 2025
Casey Martin	1	Tie 62, 2000	Larry Mize	14	.6th, 1985
Doug Martin	3	Tie 18, 1998	Bryce Molder	8	Tie 5, 2010
Billy Martindale	5	Tie 10, 1965	*Edoardo Molinari	1	Missed Cut, 2006
Milton Marusic	1	Tie 39, 1953	Francesco Molinari	1	Tie 53, 2019
Shigeki Maruyama	9	Tie 5, 2001	Jack Montgomery	7	Tie 13, 1968
Don Massengale	8	Tie 31, 1966	Eric Monti	2	Tie 29, 1955
Rik Massengale	7	Tie 11, 1977	Orville Moody	9	Tie 3, 1971
Jim Masserio	4	Tie 17, 1977	Ryan Moore	10	Tie 26, 2012
Dick Mast	2	Tie 22, 1993	Taylor Moore	4	Tie 73, 2025
David Mathis	2	Tie 55, 2012	Paul Moran	1	Missed Cut, 1974
Hideki Matsuyama	2	Tie 10, 2014	Gil Morgan	22	.3rd, 1984
Troy Matteson	3	Missed Cut, 2006, '09, '13	Collin Morikawa	5	.2nd, 2020
Len Mattiace	8	Tie 8, 2000	Mike Morley	7	.2nd, 1976
Terry Mauney	2	Tie 16, 1980	Bobby Morris	1	.27th, 1947
Bill Mawhinney	1	Tie 35, 1956	John Morse	3	Tie 16, 1996
Billy Maxwell	19	Tie 3, 1959	William Mouw	1	Missed Cut, 2025
Bob May	2	Tie 52, 2001	Larry Mowry	1	Tie 11, 1969
Dick Mayer	12	.2nd, 1957	Jodie Mudd	8	Tie 37, 1988
Billy Mayfair	26	.2nd, 2005	Trey Mullinax	4	Tie 40, 2019
Shelley Mayfield	4	Tie 15, 1954	Sebastian Munoz	3	Tie 3, 2021
Rives McBee	3	Tie 67, 1970	Bob Murphy	18	.2nd, 1985
Blaine McCallister	14	Tie 23, 1991	Sean Murphy	1	Tie 62, 1996
Bob McCallister	3	Tie 40, 1962	Grayson Murray	2	Missed Cut, 2018
Scott McCarron	7	Tie 18, 1998	Kevin Na	16	Champion, 2019
Denny McCarthy	6	Tie 24, 2024	Kel Nagle	11	.2nd, 1961
Matt McCarty	1	Missed Cut, 2025	Tommy Nakajima	2	Tie 43, 1988
Gary McCord	7	Tie 7, 1974	Bill Nary	5	Tie 11, 1953
Mike McCullough	6	Tie 36, 1983	Jim Nelford	5	Tie 18, 1983
Mark McCumber	9	Tie 5, 1995	Byron Nelson	18	Tie 3, 1954
Tyler McCumber	2	Tie 50, 2021	Larry Nelson	15	Tie 15, 1985
Graeme McDowell	3	Tie 29, 2017	Matthew NeSmith	5	Tie 24, 2024
Jerry McGee	9	Tie 7, 1971	Dwight Nevil	4	Tie 62, 1973
William McGirt	8	Tie 21, 2014	Dave Newquist	1	Missed Cut, 1976
Jim McGovern	2	Tie 46, 1995	Jack Newton	3	Tie 60, 1979
Jack McGowan	5	Tie 5, 1966	Bobby Nichols	11	Tie 7, 1972
Pat McGowan	6	Tie 47, 1984	Gary Nicklaus	1	Missed Cut, 2000
Max McGreevey	2	Tie 52, 2022	Jack Nicklaus	11	Champion, 1982
Rory McIlroy	1	Tie 32, 2020	Mike Nicolette	2	Tie 40, 1984
Parker McLachlin	2	Tie 59, 2008	Joaquin Niemann	4	Tie 8, 2018
			Tom Nieporte	5	Tie 27, 1958

*indicates amateur

BEST PREVIOUS FINISH HERE

Name	Previous Times Here	Best Finish Here	Name	Previous Times Here	Best Finish Here
James Nitties	2	Tie 54, 2009	Mark Pfeil	7	Tie 4, 1984
Frank Nobilo	5	Tie 33, 1998	Mark Pflingston	1	Disqualified, 1989
Seung-Yul Noh	5	Tie 31, 2012	Chandler Phillips	2	Tie 12, 2024
Alex Noren	2	Tie 29, 2023	Henry Picard	4	Tie 5, 1946
Henrik Norlander	5	Tie 50, 2021	Scott Piercy	12	Tie 7, 2017
Greg Norman	5	2nd, 1993	Martin Piller	3	Tie 6, 2016
Tim Norris	4	Tie 11, 1985	Scott Pinckney	1	Tie 65, 2015
Vincent Normman	2	Tie 48, 2023	*James Piot	1	Missed Cut, 2022
Andy North	17	2nd, 1982	Jerry Pittman	1	Tie 22, 1963
Andrew Novak	3	Tie 11, 2025	Gary Player	17	2nd, 1963, 1969
Vern Novak	1	Missed Cut, 1974	Dan Pohl	23	Champion, 1986
Arron Oberholser	5	Tie 4, 2006	D.A. Points	4	75th, 2021
*Alberto Ochoa	1	Missed Cut, 1997	Don Pooley	7	Tie 35, 1985
Joe Ogilvie	7	Tie 14, 2004	Joe Porter	3	Tie 8, 1975
Geoff Ogilvy	13	Tie 7, 2008	J.T. Poston	9	Tie 10, 2020
Brett Ogle	4	Tie 15, 1995	Aldrich Potgieter	1	Tie 6, 2025
*Andy Ogletree	1	Missed Cut, 2020	Johnny Pott	11	2nd, 1962
Mac O'Grady	6	Tie 16, 1988	Ted Potter Jr.	3	Tie 18, 2013
David Ogrin	10	Tie 2, 1997	Ian Poulter	8	Tie 3, 2021
Sean O'Hair	10	Tie 2, 2017	Seamus Power	3	Tie 59, 2025
Nick O'Hern	5	Tie 12, 2006-07	Greg Powers	1	Tie 28, 1982
Aki Ohmachi	1	Missed Cut, 1988	Aron Price	2	Tie 50, 2010
Paul O'Leary	1	Tie 23, 1950	Nick Price	17	Champion, 1994, 2002
Thorbjorn Olesen	1	Tie 46, 2025	Dicky Pride	3	Tie 54, 2013
Ed Oliver	8	3rd, 1955	Alex Prugh	3	Tie 65, 2015
Mark O'Meara	17	Tie 4, 1985	Dillard Pruitt	3	Tie 6, 1992
Peter Oosterhuis	9	Tie 18, 1976, 1984	Ted Purdy	6	Tie 13, 2005
Steve Oppermann	1	Tie 53, 1968	Tom Purtzer	26	Champion, 1991
Louis Oosthuizen	6	Tie 5, 2018	Andrew Putnam	7	Tie 3, 2019
Carlos Ortiz	5	Tie 40, 2021	Michael Putnam	3	Tie 36, 2007
Jeff Overton	8	Tie 3, 2010	Brett Quigley	11	Tie 4, 2006
Greg Owen	5	Tie 31, 2012	Jeff Quinney	3	Tie 7, 2008
Joe Ozaki	7	Tie 12, 1996	Sammy Rachels	2	Tie 15, 1984
Roy Pace	5	Tie 47, 1972	Dave Ragan	9	Tie 15, 1963
John Pak	2	Tie 28, 2025	Jon Rahm	4	Tie 2, 2017
Arnold Palmer	16	Champion, 1962	Aaron Rai	4	Tie 12, 2023
Johnny Palmer	18	Champion, 1954	Chad Ramey	4	Tie 12, 2023
Ryan Palmer	22	Tie 3, 2016	*Richie Ramsay	1	Missed Cut, 2007
Rod Pampling	15	Tie 2, 2008	Ross Randall	1	Tie 57, 1974
C.T. Pan	7	Tie 3, 2019	Sam Randolph	4	Tie 52, 1989
Brenden Pappas	2	Tie 62, 2003	Henry Ransom	3	Tie 5, 1946
S.J. Park	1	Missed Cut, 2015	Charles Raulerson	1	Tie 31, 2000
Roger Parker	1	72nd, 1974	Mike Reasor	1	Missed Cut, 1975
Jesper Parnevik	6	Tie 11, 2001	Chez Reavie	13	Tie 5, 2011
Craig Parry	10	3rd, 1995	Doc Redman	3	Tie 58, 2020
Jerry Pate	12	Tie 2, 1978	Patrick Reed	6	Tie 7, 2020
Steve Pate	16	Tie 16, 1988	Dean Refram	2	Missed Cut, 1969, 1976
*Chris Patton	1	Missed Cut, 1990	Victor Regalado	9	Tie 36, 1980
Jeremy Paul	1	Tie 59, 2025	Mike Reid	22	Tie 5, 1983
Carl Paulson	4	Tie 24, 2000	Steve Reid	3	Tie 46, 1968
Dennis Paulson	5	Tie 31, 2004	Kyle Reifers	5	5th, 2016
Corey Pavin	33	Champion, 1985, 1996	Jack Renner	10	Tie 8, 1979
Bob Payne	2	Tie 34, 1975	Jim Renner	1	Missed Cut, 2014
Eddie Pearce	5	Tie 64, 1976	Rick Rhoads	1	Tie 70, 1974
Calvin Peete	2	Tie 33, 1986	Dick Rhyhan	3	Tie 46, 1971
Toney Penna	5	2nd, 1947	Tad Rhyhan	1	75th, 1993
David Peoples	6	Tie 33, 1991	Tag Ridings	2	Tie 64, 2008
Cameron Percy	2	Missed Cut, 2017, '21	Robert (Skee) Riegel	2	Tie 19, 1951
Mito Pereira	1	Tie 7, 2022	John Riegger	1	Withdraw, 2004
Pat Perez	17	4th, 2007	Chris Riley	5	Tie 14, 2004
Victor Perez	3	Tie 50, 2024	Davis Riley	4	Champion, 2024
Craig Perks	5	4th, 2004	Larry Rinker	10	Tie 40, 1992
Tom Pernice Jr.	10	Tie 33, 1999	Lee Rinker	2	Tie 53, 1998
Chris Perry	6	Tie 23, 1991	Wes Roach	1	Missed Cut, 2014
Kenny Perry	24	Champion, 2003, 2005	*Hillman Robbins, Jr.	2	19th, 1956
Peter Persons	3	Tie 29, 1991	Loren Roberts	17	Tie 4, 1993
John Peterson	2	Tie 26, 2013	Patrick Rodgers	9	Tie 14, 2020
Tim Petrovic	9	Tie 5, 2004	Phil Rodgers	14	4th, 1972
Carl Pettersson	13	Tie 22, 2010	*Anthony Rodriguez	1	Missed Cut, 1995
			Chi Chi Rodriguez	21	Tie 3, 1965
			Bill Rogers	15	Tie 3, 1986

*indicates amateur

BEST PREVIOUS FINISH HERE

Name	Previous Times Here	Best Finish Here	Name	Previous Times Here	Best Finish Here
John Rollins	12	Tie 4, 2013	Heath Slocum	12	Tie 26, 2005
Andres Romero	3	Tie 66, 2012	Jeff Sluman	20	2nd, 1996, 1999
Bob Rosburg	15	Tie 7, 1971	Alex Smalley	4	Tie 27, 2022
Clarence Rose	7	5th, 1988	Al Smith	2	Tie 27, 1950
Justin Rose	11	Champion, 2018	Bob E. Smith	12	Tie 8, 1976
Kevin Roy	1	Tie 46, 2025	Cameron Smith	3	Missed Cut, 2017-18, '20
Hugh Royer	1	Missed Cut, 1971	Chris Smith	3	Missed Cut, 2001, '03
Hugh Royer III	1	Missed Cut, 1996	Jerry Smith	1	75th, 2006
Mason Rudolph	13	Tie 4, 1975	Mike Smith	3	Tie 11, 1985
Jack Rule, Jr.	3	Tie 12, 1964	*Reynolds Smith	1	26th, 1946
Dave Rummells	8	Tie 22, 1988	Austin Smotherman	3	Tie 21, 2023
Sam Ryder	6	Tie 53, 2025	J. C. Snead	11	Tie 34, 1975
Charlie Rymer	1	Tie 58, 1995	Sam Snead	4	Champion, 1950
Rory Sabbatini	23	Champion, 2007	Brandt Snedeker	13	Tie 2, 2015
Ed Sabo	1	Tie 64, 1977	Ed Snead	12	Tie 6, 1977
Jamie Sadlowski	1	Missed Cut, 2017	Ansel Snow	1	Withdrew, 1953
Isaiah Salinda	1	wd, 2025	Joey Snyder III	1	Missed Cut, 2005
Bill Sander	4	Tie 37, 1987	*Jim Sorenson	1	Missed Cut, 1986
Doug Sanders	18	Champion, 1961	Annika Sorenstam	1	Missed Cut, 2003
Cesar Sanudo	3	Missed Cut, 1972-73	Ramon Sota	1	Tie 42, 1964
Gene Sauers	10	Tie 6, 1986	Mike Souchak	15	Champion, 1956
Sam Saunders	3	Tie 24, 2017	J.J. Spaun	6	Tie 6, 2025
Xander Schauffele	4	Tie 3, 2020	Jordan Spieth	13	Champion, 2016
Scottie Scheffler	6	2nd, 2022, '24	Mike Sposa	2	Tie 11, 2001
Adam Schenk	8	2nd, 2023	Steve Spray	4	Tie 23, 1968
John Schlee	10	Tie 12, 1976	Hayden Springer	2	Tie 77, 2025
Matt Schmid	2	2nd, 2025	Mike Springer	3	Tie 30, 1994
Ollie Schneiderjans	3	Tie 29, 2017	Craig Stadler	15	Tie 10, 1992
George Schneider	6	8th, 1946	Kevin Stadler	7	7th, 2011 S
Steve Schneider	1	Missed Cut, 1996	cott Stallings	11	Tie 4, 2013
George Schoux	2	Tie 15, 1947	Mike Standly	6	Tie 29, 1995
John Schroeder	13	2nd, 1977	Jimmy Stanger	1	Missed Cut, 2024
Ted Schulz	3	Tie 45, 1993	Kyle Stanley	8	Tie 8, 2021
Matthias Schwab	2	Tie 57, 2022	Paul Stankowski	6	Tie 66, 1995
Charl Schwartzel	2	Tie 25, 2016	Bobby Stanton	4	Tie 53, 1969
Adam Scott	7	Champion, 2014	Nate Starks	1	Tie 55, 1975
*Juan Segura	1	42nd, 1951	Brendan Steele	4	Missed Cut, 2011, '13, '19-20
Chase Seiffert	1	Missed Cut, 2021	Jerry Steelsmith	4	Tie 41, 1963
John Senden	16	Tie 5, 2014	Shawn Stefani	5	Tie 19, 2015
Shubhankar Sharma	1	Tie 20, 2018	Brett Stegmaier	1	Tie 65, 2016
Bob Shaw	1	Missed Cut, 1972	Henrik Stenson	4	Tie 27, 2010
Tom Shaw	8	Tie 7, 1970	Richard Sterne	1	Missed Cut, 2015
Bob Shearer	4	Tie 14, 1979	Sam Stevens	3	Tie 28, 2025
Patrick Sheehan	4	Tie 28, 2003	Earl Stewart, Jr.	18	Tie 6, 1968
Robby Shelton	5	Tie 9, 2024	Payne Stewart	15	2nd, 1984, 1986
Jack Shields	3	Tie 26, 1952	Darron Stiles	1	Missed Cut, 2013
Conrad Shindler	1	Tie 32, 2018	Ken Still	13	Tie 13, 1968
Neal Shipley	1	Missed Cut, 2025	Dave Stockton	28	Champion, 1967
Wes Short Jr.	1	Tie 37, 2006	Dave Stockton Jr.	7	Tie 30, 1994
Tom Sieckmann	5	77th, 1990	Andre Stolz	1	Missed Cut, 2005
Charles Sifford	8	Tie 15, 1973	Bob Stone	2	Tie 52, 1972
Curtis Sifford	3	Missed Cut, 1973-75	Tyler Stratfaci	1	Missed Cut, 2022
Grayson Sigg	4	Missed Cut, 2022-25	Sepp Straka	4	Tie 5, 2024
Dan Sikes	8	Tie 8, 1967	Frank Stranahan	5	Tie 23, 1956
R. H. Sikes	8	2nd, 1966	Curtis Strange	16	Tie 3, 1981
Tony Sills	4	Tie 4, 1984	Robert Streb	8	Tie 19, 2015
Larry Silveira	1	Missed Cut, 1991	Ron Streck	8	Tie 11, 1981
Ben Silverman	4	Tie 11, 2018	Kevin Streelman	15	Tie 10, 2011
Michael Sim	2	Tie 27, 2010	Steve Stricker	13	Champion, 2009
*Randy Simmons	1	Missed Cut, 1974	Chris Stroud	9	Tie 7, 2013
Jim Simons	11	Tie 15, 1974	Brian Stuard	9	Tie 22, 2013
Scott Simpson	17	2nd, 1994	Larry Stubblefield	1	Missed Cut, 1974
Tim Simpson	12	Tie 3, 1989	Jackson Suber	1	Tie 53, 2025
Webb Simpson	9	Tie 3, 2016	Justin Suh	2	Tie 16, 2023
Joey Sindelar	23	Tie 2, 1988	Mike Sullivan	12	Tie 6, 1986
Jeev Milkha Singh	1	Missed Cut, 2010	Daniel Summerhays	7	Tie 35, 2013
Vijay Singh	14	Tie 6, 2009	David Sutherland	1	Missed Cut, 1998
David Skins	1	Missed Cut, 2024	Kevin Sutherland	10	Tie 9, 2009
Roger Sloan	1	Tie 31, 2019	Hal Sutton	16	Tie 5, 2003
			Adam Svensson	3	Tie 40, 2022

*indicates amateur

BEST PREVIOUS FINISH HERE

Name	Previous Times Here	Best Finish Here	Name	Previous Times Here	Best Finish Here
Jesper Svensson	1	Tie 46, 2025	Kris Ventura	1	Tie 16, 2025
Andrew Svoboda	2	Tie 24, 2024	Ken Venturi	10	2nd, 1958
Hudson Swafford	4	Tie 45, 2021	Scott Verplank	21	Tie 5, 2010
Hidemichi Tanaka	1	Withdraw, 2004	Bob Verwey	4	Tie 35, 1970
Alan Tapie	6	Tie 20, 1979	Karl Vilips	1	Tie 11, 2025
Callum Tarren	2	Tie 70, 2024	Camilo Villegas	9	Tie 26, 2013
Phil Tataurangi	2	Tie 5, 2002	Ellsworth Vines	3	Tie 13, 1946
Ben Taylor	2	Missed Cut, 2023-24	Michael Visacki	1	Missed Cut, 2021
Nick Taylor	9	Tie 27, 2015	*Mitch Voges	1	Missed Cut, 1992
Vaughn Taylor	12	Tie 17, 2006	Norman Von Nida	1	Tie 10, 1950
Glen Teal	2	Tie 21, 1950	Ernie Vossler	19	Tie 7, 1959
Josh Teater	7	Tie 16, 2011	Bobby Wadkins	19	Tie 5, 1983
Brian Tennyson	3	Tie 7, 1990	Lanny Wadkins	22	Champion, 1988
Doug Tewell	18	Tie 4, 1980	Tucker Wadkins	1	Missed Cut, 2019
Roland Thatcher	2	Missed Cut, 2011	Fred Wadsworth	1	Tie 18, 1987
Sahith Theegala	2	Tie 57, 2022	Grant Waite	4	Tie 41, 1997
Justin Thomas	3	Tie 10, 2020	Johnson Wagner	8	Tie 34, 2016
Barney Thompson	2	Tie 57, 1981	Duffy Waldorf	17	Tie 4, 1993
Davis Thompson	2	Tie 17, 2024	Danny Walker	1	Missed Cut, 2025
Jimmy Thompson	2	23rd, 1946	Jimmy Walker	10	Tie 10, 2014
Leonard Thompson	14	Tie 6, 1979	Art Wall, Jr.	19	Tie 11, 1957
Michael Thompson	9	Tie 10, 2014	Matt Wallace	4	Tie 22, 2025
Nicholas Thompson	5	Tie 3, 2014	Bobby Walzel	6	Tie 42, 1979
Rocky Thompson	6	22nd, 1968	Fred Wampler	3	Tie 29, 1953
Peter Thomson	9	Tie 6, 1956	*Harvie Ward, Jr.	2	Tie 3, 1954
Michael Thorbjørnsen	1	wd, 2025	Charles Warren III	3	Tie 58, 2007
Chuck Thorpe	1	Tie 60, 1972	Aaron Watkins	1	Missed Cut, 2013
Jim Thorpe	13	Tie 22, 1993	Nick Watney	10	Tie 8, 2019
Chris Tidland	1	Withdraw, 2010	Bubba Watson	3	Tie 7, 2020
Brendon Todd	9	3rd, 2022	Denis Watson	11	Tie 43, 1986
Harry Todd	10	2nd, 1946	Tom Watson	24	Champion, 1998
Esteban Toledo	7	Tie 8, 2002	Brian Watts	5	Tie 11, 1999
Tommy Tolles	4	Tie 6, 1996	DeWitt Weaver, Jr.	7	Tie 46, 1971
David Toms	20	Champion, 2011	H. R. (Bert) Weaver	5	Tie 11, 1959
Bob Toski	5	Tie 17, 1951	Boo Weekley	10	Champion, 2013
Alejandro Tosti	2	Tie 17, 2024	*Wilford Wehrle	3	22nd, 1946
Peter Townsend	1	Missed Cut, 1970	D. A. Weibring	21	3rd, 1995
D. J. Trahan	8	Tie 7, 2007	Matt Weibring	2	Missed Cut, 2009
Martin Trainer	2	Tie 52, 2022	Mike Weir	13	Tie 8, 2000
Lee Trevino	21	Champion, 1976, 1978	Tom Weiskopf	20	Champion, 1973
Cameron Tringale	9	Tie 32, 2021	Richy Werenski	5	Tie 45, 2021
Kirk Triplett	17	Tie 13, 2000	Kyle Westmoreland	1	Missed Cut, 2023
Bill Trombley	1	Tie 27, 1957	Lee Westwood	1	Missed Cut, 2021
Ted Tryba	4	Missed Cut, 1994-95, 2000	Brett Wetterich	3	Tie 52, 2007-08
Mike Tschetter	1	Missed Cut, 1988	Vincent Whaley	3	Tie 11, 2025
Chris Tucker	1	Missed Cut, 1992	Steve Wheatcroft	1	Tie 74, 2015
Murray Tucker	1	Tie 35, 1956	O'Neal (Buck) White	4	Tie 17, 1952
Jerod Turner	1	Tie 59, 2010	Tom Whitney	1	Missed Cut, 2024
Marc Turnesa	2	Missed Cut, 2009, '11	Don Whitt	3	Tie 4, 1961
Bob Tway	22	Tie 6, 1997	Charlie Wi	6	2nd, 2011
Kevin Tway	8	Tie 18, 2017	Mark Wiebe	11	Tie 6, 1988
Greg Twiggs	2	Tie 59, 1993	Jim Wiechers	5	11th, 1973
Howard Twitty	15	Tie 14, 1979	Terry Wilcox	1	Tie 29, 1970
Tray Tyner	1	Tie 46, 1987	Will Wilcox	1	Missed Cut, 2016
Peter Uihlein	4	Tie 14, 2020	Tim Wilkinson	2	Tie 47, 2016
Tom Ulozas	1	Missed Cut, 1973	Danny Willett	3	Missed Cut, 2020, 23, 25
Wally Ulrich	4	Tie 11, 1953	Chris Williams	1	Missed Cut, 2014
Hai Underwood	1	Tie 60, 1971	Lee Williams	1	Missed Cut, 2013
Bob Unger	2	Missed Cut, 1974-75	Jay Williamson	3	Tie 28, 2003
Brett Upper	1	Missed Cut, 1986	Garrett Willis	1	Disqualified, 2002
Omar Uresti	5	Tie 38, 1996	*Bob Willits	1	26th, 1947
Stan Utley	4	Tie 7, 1991	Brian Wilson	1	Tie 62, 2001
Tommy Valentine	3	Tie 34, 1982	Dean Wilson	7	Tie 12, 2006
Sami Valimaki	2	Missed Cut, 2024-25	Mark Wilson	7	Tie 10, 2008
Tyrone Van Aswegen	4	Tie 14, 2018	Bo Wininger	14	Tie 6, 1956
Erik van Rooyen	4	Tie 36, 2025	Aaron Wise	1	Missed Cut, 2018
Bo Van Pelt	12	3rd, 2011	Casey Wittenberg	2	Missed Cut, 2005, '13
Harold Varner III	4	Tie 19, 2020	Bob Wolcott	1	71st, 1991
Jhonattan Vegas	8	Tie 31, 2019	Matt Wolff	1	54th, 2020
			Randy Wolf	2	Tie 24, 1971
			Willie Wood	9	Tie 7, 1985

*indicates amateur

BEST PREVIOUS FINISH HERE

Name	Previous Times Here	Best Finish Here	Name	Previous Times Here	Best Finish Here
Larry Wood	3	Tie 31, 1972			
Gary Woodland	5	9th, 2020			
Jeff Woodland	1	Missed Cut, 1994			
Tiger Woods	1	Tie 4, 1997			
Jim Woodward	1	Missed Cut, 1992			
Lew Worsham	1	Tie 12, 1947			
Robert Wrenn	4	Tie 31, 1989			
Brandon Wu	2	Missed Cut, 2022, '24			
Dylan Wu	3	Tie 70, 2025			
Bob Wynn	4	Tie 70, 1977			
Mike Wynn	1	Tie 45, 1975			
Dudley Wysong	4	Tie 9, 1968			
Bert Yancey	10	2nd, 1971			
*Gunn Yang	1	Tie 65, 2015			
Y.E. Yang	6	Tie 31, 2013			
Kaname Yokoo	3	Tie 55, 2000			
Carson Young	3	Tie 21, 2023			
Kevin Yu	2	Tie 61, 2024			
Carl Yuan	1	Missed Cut, 2024			
Bruce Zabriski	1	Missed Cut, 1992			
Will Zalatoris	2	Tie 59, 2021			
Kermit Zarley, Jr.	15	Tie 6, 1973			
Bob Zender	3	Missed Cut, 1974-75, '79			
Xinjun Zhang	3	73rd, 2021			
Larry Ziegler	9	Tie 17, 1970			
Al Zimmerman	1	38th, 1952			
Billy Ziobro	2	Missed Cut, 1974-75			
Fuzzy Zoeller	21	Champion, 1981			
Richard Zokol	5	Tie 16, 1992			

INDIVIDUAL PLAYER PERFORMANCES

Listed here are player performances of all the golfers who have competed at Colonial during the past 10 tournaments, plus all former champions.

Name	Year	Score	Rounds	Finish	Money	Name	Year	Score	Rounds	Finish	Money
Tyson Alexander	2023	(142)	72 - 70	Cut		Blayne Barber	2016	279	72 - 68 - 71 - 68	34 - T	32,411
	2024	(144)	71—73	Cut			2017	(149)	74 - 75	Cut	
Fulton Allem	1988	(150)	77 - 73	Cut		Paul Barjon	2022	(151)	80 - 71	Cut	
	1989	279	66 - 73 - 69 - 71	12 - T	19,600	Ricky Barnes	2010	265	66 - 66 - 67 - 66	7 - T	199,950
Champion 1993	1990	290	71 - 76 - 75 - 69	67 - T	2,050		2011	(142)	72 - 70	Cut	
	1992	273	69 - 65 - 71 - 68	10 - T	28,817		2012	(145)	74 - 71	Cut	
	1993	264	66 - 63 - 68 - 67	1	234,000		2013	(141)	68 - 73	Cut	
	1994	(144)	73 - 71	Cut			2014	282	68 - 71 - 73 - 70	60 - T	13,952
	1995	(144)	71 - 73	Cut			2016	280	68 - 71 - 68 - 73	42 - T	23,450
	1996	(148)	4 - 74	Cut			2017	278	75 - 68 - 67 - 68	18 - T	86,940
	1997	277	67 - 69 - 67 - 74	33 - T	8,100	Daniel Berger	2015	(142)	68 - 74	Cut	
	1998	282	69 - 69 - 72 - 72	53 - T	5,156		2019	284	71 - 67 - 71 - 75	53 - T	16,819
	1999	289	72 - 73 - 72 - 72	75 - T	5,292	Champion 2020	2020	265	65 - 67 - 67 - 66	1	1,350,000
	2000	(77)	77 - x				2021	276	68 - 68 - 72 - 68	20 - T	68,437
	2001	278	68 - 73 - 67 - 70	26 - T	27,800		2022	279	71 - 70 - 69 - 69	23 - T	77,700
	2002	(148)	73 - 75	Cut			2024	282	69 - 70 - 71 - 72	45 - T	27,100
	2003	293	75 - 66 - 74 - 78	76	9,400		2025	(142)	72 - 70	Cut	
	2004	(144)	70 - 74	Cut		Christiaan Bezuidenhout	2020	(139)	69 - 70	Cut	
	2005	(142)	71 - 71	Cut			2022	277	68 - 68 - 69 - 72	15 - T	132,300
	2006	y					2023	279	70 - 68 - 71 - 71	21 - T	82,324
	2007	(147)	76 - 71	Cut			2024	278	68 - 72 - 70 - 68	17 - T	120,835
	2008	214	72 - 69 - 73 - cut	74 - T	11,468		2025	275	69 - 69 - 68 - 69	16 - T	140,125
	2009	(146)	74 - 72	Cut		Akshay Bhatia	2023	284	69 - 68 - 70 - 77	56	20,271
	2011	(152)	77 - 75	Cut			2024	(145)	73 - 72	Cut	
	2012	(147)	73 - 74	Cut			2025	276	67 - 66 - 69 - 74	22 - T	88,667
						Zac Blair	2015	281	66 - 71 - 70 - 74	62 - T	13,910
							2016	(142)	69 - 73	Cut	
							2017	(148)	73 - 75	Cut	
							2020	279	71 - 65 - 75 - 68	55 - T	17,475
							2023	(149)	73 - 76	Cut	
							2025	(142)	72 - 70	Cut	
Byeong-Hun An	2010*	(141)	71 - 70	Cut		Homero Blancas	1963*	306	76 - 76 - 76 - 78	59 - T	high am
	2019	287	69 - 72 - 77 - 69	68	14,892		1966	295	76 - 74 - 75 - 70	45 - T	258
	2020	281	67 - 71 - 69 - 74	60 - T	16,650	Champion 1970	1967	286	72 - 66 - 73 - 75	11 - T	2,369
	2021	280	67 - 71 - 70 - 72	50 - T	18,325		1968	292	76 - 77 - 67 - 72	23 - T	975
	2023	279	67 - 66 - 72 - 74	21 - T	82,324		1969	295	72 - 71 - 78 - 74	64 - T	200
Abraham Ancer	2018	277	70 - 68 - 66 - 73	52 - T	16,472		1970	273	69 - 68 - 69 - 67	1	25,000
	2019	285	68 - 72 - 75 - 70	58 - T	15,987		1971	286	67 - 73 - 71 - 75	7 - T	3,412
	2020	270	64 - 70 - 66 - 70	14 - T	129,375		1972	285	77 - 67 - 70 - 71	17 - T	1,750
	2021	275	70 - 71 - 67 - 67	14 - T	125,625		1973	290	70 - 72 - 78 - 70	35 - T	741
	2022	(142)	70 - 72	Cut			1974	292	74 - 69 - 74 - 75	52 - T	575
Kiradech Aphibarnrat	2019	(146)	75 - 71	Cut			1975	(150)	77 - 73	Cut	
Ryan Armour	2004	283	67 - 72 - 74 - 70	64 - T	12,420		1976	(148)	74 - 74	Cut	
	2018	273	68 - 68 - 66 - 71	14 - T	117,150		1977	(152)	78 - 74	Cut	
	2019	(145)	72 - 73	Cut			1978	292	72 - 69 - 73 - 78	65 - T	355
John Augenstein	2021	276	69 - 68 - 69 - 70	20 - T	68,437		1979	(149)	69 - 80	Cut	
Aaron Baddeley	2004	284	68 - 71 - 74 - 71	50 - T	12,905		1980	286	70 - 72 - 73 - 71	53 - T	691
	2005	270	69 - 66 - 67 - 68	6 - T	163,600		1987	(147)	74 - 73	Cut	
	2006	(146)	73 - 73	Cut		Richard Bland	2022	(145)	74 - 71	Cut	
	2012	287	71 - 70 - 73 - 73	63 - T	13,568	Ryan Blaum	2017	279	70 - 72 - 70 - 67	24 - T	57,270
	2013	(147)	74 - 73	Cut			2018	(153)	72 - 81	Cut	
	2014	280	68 - 67 - 71 - 74	51 - T	15,061		2019	(147)	73 - 74	Cut	
	2015	(145)	72 - 73	Cut		Jonas Blixt	2012	277	73 - 67 - 66 - 71	10 - T	160,000
	2016	282	71 - 70 - 69 - 72	55 - T	15,008		2013	271	67 - 68 - 67 - 69	11 - T	147,200
	2017	(146)	75 - 70	Cut			2015	(148)	74 - 74	Cut	
	2018	(145)	75 - 70	Cut			2016	282	67 - 69 - 75 - 71	55 - T	25,008
	2019	(283)	73 - 69 - 71 - 70	48 - T	18,571		2019	273	67 - 64 - 74 - 68	5	292,000
	2023	279	70 - 71 - 71 - 67	21 - T	82,324	Michael Block	2023	(155)	81 - 74	Cut	
Erik Barnes	2024	(149)	76—73	Cut			2024	(144)	71 - 73	Cut	
Ian Baker-Finch	1985	285	71 - 71 - 69 - 74	52 - T	1,143		2025	(143)	68 - 75	Cut	
	1989	270	65 - 70 - 65 - 70	1	180,000	Jason Bohn	2006	280	72 - 68 - 72 - 68	56 - T	13,260
Champion 1989	1990	279	73 - 71 - 71 - 64	15 - T	16,000		2007	272	68 - 66 - 70 - 68	18 - T	75,600
	1991	272	70 - 65 - 71 - 66	7 - T	36,150		2008	281	73 - 67 - 70 - 71	52 - T	14,082
	1992	276	71 - 67 - 69 - 69	30 - T	8,255		2009	272	69 - 65 - 68 - 70	22 - T	59,520
	1993	277	74 - 67 - 68 - 68	33 - T	6,034		2010	268	63 - 65 - 68 - 72	13 - T	99,889
	1994	(145)	70 - 75	Cut			2011	(142)	73 - 69	Cut	
	1995	(152)	76 - 76	Cut			2012	286	70 - 70 - 71 - 75	57 - T	14,144
	1996	x					2014	(151)	78 - 73	Cut	
	2001	(151)	74 - 77	Cut			2015	269	69 - 69 - 68 - 63	2T	485,333
	2009	(146)	68 - 78	Cut			2016	279	68 - 72 - 70 - 69	34 - T	32,411
							2017	(152)	78 - 74	Cut	

x - withdrew after nine holes.

*indicates amateur

INDIVIDUAL PLAYER PERFORMANCES

Name	Year	Score	Rounds	Finish	Money	Name	Year	Score	Rounds	Finish	Money
Paul Casey	2009	265	66 - 67 - 66 - 66	5	244,000	Wyndham Clark	2019	(147)	76 - 71	Cut	
	2010	268	66 - 70 - 66 - 66	13 - T	99,889		2020	(141)	71 - 70	Cut	
	2014	(142)	70 - 72	Cut			2021	276	70 - 70 - 68 - 68	20 - T	68,437
	2015	278	69 - 71 - 69 - 69	43 - T	18,993		2022	(142)	69 - 73	Cut	
	2017	276	69 - 72 - 68 - 63	10 - T	179,400	Keith Clearwater	1987	266	67 - 71 - 64 - 64	1	108,000
	2019	(69)	69 - x	wd			1988	(146)	75 - 71	Cut	
			<i>x - withdrew after 18 holes due to illness</i>				Champion				
Billy Casper	1956	295	75 - 73 - 75 - 72	27 - T	50	1987	1989	283	68 - 72 - 70 - 73	31 - T	5,800
	1957	296	72 - 76 - 74 - 74	27 - T			1990	292	71 - 75 - 76 - 70	69	2,020
Champion	1958	289	75 - 75 - 69 - 70	12 - T	662		1991	273	68 - 64 - 69 - 72	11 - T	27,600
1964	1960	291	70 - 74 - 77 - 70	30 - T	110		1992	272	70 - 67 - 70 - 66	6 - T	42,087
1968	1961	283	69 - 72 - 69 - 73	3	2,500		1993	270	71 - 61 - 69 - 69	9 - T	36,400
	1962	287	71 - 72 - 73 - 71	11	1,200		1994	283	70 - 68 - 67 - 78	50 - T	3,409
	1964	279	72 - 67 - 70 - 70	1	14,000		1995	(145)	71 - 74	Cut	
	1965	288	70 - 73 - 73 - 72	22 - T	894		1996	293	70 - 73 - 75 - 75	71 - T	2,925
	1966	289	71 - 71 - 73 - 74	25 - T	838		1997	(145)	71 - 74	Cut	
	1967	298	75 - 72 - 75 - 76	52 - T	150		1998	(149)	71 - 78	Cut	
	1968	275	68 - 71 - 68 - 68	1	25,000		1999	(146)	75 - 71	Cut	
	1969	297	71 - 74 - 76 - 76	68 - T	200		2000	282	67 - 71 - 73 - 71	46 - T	9,355
	1973	291	75 - 73 - 74 - 69	42 - T	555		2001	286	72 - 70 - 68 - 76	66	8,320
	1974	292	68 - 76 - 74 - 74	52 - T	575		2002	(77)	x	wd	
	1975	286	73 - 68 - 73 - 72	15 - T	4,000		2003	(76)	y	dq	
	1976	(149)	74 - 75	Cut			2004	(148)	74 - 74	Cut	
Ricky Castillo	2025	282	68 - 70 - 67 - 77	59 - T	20,995		2005	(144)	71 - 73	Cut	
Roberto Castro	2012	279	67 - 74 - 68 - 70	19 - T	72,229		2006	(156)	81 - 75	Cut	
	2013	279	67 - 68 - 73 - 71	46 - T	16,864		2007	(148)	75 - 73	Cut	
	2014	(149)	73 - 76	Cut			2008	(151)	76 - 75	Cut	
	2016	284	73 - 68 - 69 - 74	65 - T	14,003		2009	(143)	70 - 73	Cut	
	2019	(149)	76 - 73	Cut			2011	(144)	70 - 74	Cut	
Bud Cauley	2012	(144)	71 - 73	Cut			2012	(159)	78 - 81	Cut	
	2013	272	67 - 69 - 66 - 70	14 - T	112,000		2013	(155)	75 - 70	Cut	
	2014	276	70 - 69 - 69 - 68	21 - T	58,453		2014	(157)	79 - 78	Cut	
	2017	282	74 - 66 - 71 - 71	41 - T	24,150		2015	(153)	76 - 77	Cut	
	2019	(143)	71 - 72	Cut			2016	(153)	77 - 76	Cut	
	2020	273	71 - 67 - 67 - 68	29 - T	51,375		2017	(149)	75 - 74	Cut	
	2025	271	66 - 69 - 69 - 67	3	655,500		2018	(165)	83 - 82	Cut	
Alex Cejka	2003	277	70 - 70 - 65 - 72	35 - T	24,650		2019	(145)	71 - 74	Cut	
	2005	(144)	68 - 76	Cut			2020	(155)	76 - 79	Cut	
	2007	275	67 - 65 - 72 - 71	36 - T	25,230		2021	(154)	80 - 74	Cut	
	2008	277	67 - 72 - 67 - 71	26 - T	43,310						
	2009	(141)	70 - 71	Cut		Jim Colbert	1968	303	74 - 75 - 76 - 78	59 - T	166
	2011	277	69 - 69 - 66 - 73	31 - T	33,687		1969	298	71 - 72 - 82 - 73	71 - T	200
	2018	280	66 - 69 - 76 - 69	66 - T	14,484	Champion	1970	289	71 - 73 - 73 - 72	50 - T	211
Greg Chalmers	2000	280	73 - 69 - 68 - 70	35 - T	15,922	1983	1975	(77)	x	wd	
	2001	275	71 - 69 - 67 - 68	15 - T	64,000		1978	(147)	71 - 76	Cut	
	2002	(145)	72 - 73	Cut			1979	276	70 - 73 - 64 - 69	4 - T	13,200
	2003	281	68 - 71 - 72 - 70	56 - T	11,200		1980	282	69 - 66 - 71 - 76	31 - T	1,779
	2010	273	70 - 65 - 70 - 68	44 - T	14,839		1981	283	70 - 73 - 71 - 69	11 - T	6,150
	2011	277	71 - 66 - 73 - 67	31 - T	33,687		1982	(150)	75 - 75	Cut	
	2012	284	70 - 69 - 72 - 73	47 - T	16,240		1983	278	69 - 67 - 70 - 72	1*	72,000
	2013	282	67 - 72 - 70 - 73	66 - T	13,248		1984	283	70 - 69 - 73 - 71	33 - T	2,585
	2014	(146)	76 - 70	Cut			1985	(145)	73 - 72	Cut	
	2017	(146)	73 - 73	Cut			1986	210	72 - 70 - 68	13 - T	10,920
Cameron Champ	2019	285	70 - 72 - 72 - 71	58 - T	15,987		1987	279	69 - 70 - 69 - 71	30 - T	3,566
	2020	270	66 - 71 - 65 - 68	14 - T	129,375						
	2021	(145)	75 - 70	Cut							
	2023	286	70 - 71 - 73 - 72	63 - T	18,705						
Will Chandler	2025	287	72 - 68 - 74 - 73	76	18,335	Eric Cole	2023	(143)	69 - 74	Cut	
Stewart Cink	1997	274	69 - 66 - 76 - 72	15 - T	25,600		2024	(143)	72 - 71	Cut	
	1998	280	68 - 72 - 67 - 73	41 - T	7,626		2025	277	70 - 69 - 66 - 72	28 - T	60,978
	1999	276	70 - 72 - 70 - 64	21 - T	29,120	Erik Compton	2012	(150)	72 - 68	Cut	
	2000	270	70 - 64 - 65 - 71	2 - T	290,400		2013	285	68 - 71 - 72 - 74	73 - T	12,288
	2001	278	71 - 70 - 67 - 70	26 - T	27,800		2015	276	73 - 65 - 69 - 69	33 - T	31,525
	2002	281	72 - 69 - 69 - 71	33 - T	24,295		2021	276	65 - 68 - 70 - 73	20 - T	68,437
	2003	273	67 - 70 - 66 - 70	13 - T	91,000		2022	(147)	73 - 74	Cut	
	2004	277	66 - 70 - 71 - 70	14 - T	72,422	Corey Connors	2023	286	69 - 70 - 78 - 69	63 - T	18,705
	2005	280	72 - 67 - 69 - 72	57 - T	12,432		2018	271	71 - 68 - 63 - 69	8 - T	205,900
	2006	271	64 - 67 - 72 - 68	4 - T	209,571		2019	281	69 - 73 - 71 - 68	31 - T	39,663
	2007	272	67 - 69 - 66 - 70	18 - T	75,600		2020	271	66 - 67 - 67 - 71	19 - T	95,625
	2009	272	71 - 66 - 68 - 67	22 - T	59,520		2021	276	70 - 67 - 68 - 71	20 - T	68,437
	2010	269	69 - 68 - 66 - 66	22 - T	59,520		2023	(143)	71 - 72	Cut	
	2011	276	64 - 71 - 72 - 69	16 - T	67,787		2024	275	67 - 65 - 69 - 74	5 - T	323,619
	2013	(144)	74 - 70	Cut			2025	275	69 - 67 - 69 - 70	16 - T	140,125
	2016	(147)	72 - 75	Cut		Parker Coody	2024	285	70 - 72 - 71 - 72	61 - T	20,111
	2017	276	71 - 66 - 69 - 66	10 - T	179,400	Austin Cook	2018	(143)	71 - 72	Cut	
	2018	278	67 - 70 - 69 - 72	58 - T	15,549		2019	278	72 - 67 - 65 - 74	19 - T	79,387
	2022	(142)	71 - 71	Cut			2021	(142)	75 - 67	Cut	

INDIVIDUAL PLAYER PERFORMANCES

Name	Year	Score	Rounds	Finish	Money	Name	Year	Score	Rounds	Finish	Money	
Franklin Corpening	2013	272	68 - 70 - 72 - 62	14 - T	112,000	Rod Curl	1973	299	72 - 74 - 75 - 78	69 - T	243	
	2014	(145)	74 - 71	Cut			1974	276	70 - 67 - 71 - 68	1	50,000	
	2016	(144)	75 - 69	Cut		Champion 1974	1975	(149)	76 - 73	Cut		
	2020	(147)	71 - 76	Cut			1976	286	70 - 70 - 75 - 71	29 - T	1,272	
	Bruce Crampton	1959	301	74 - 76 - 79 - 72	36 - T		100	1977	286	68 - 77 - 71 - 70	34 - T	1,010
1962		282	71 - 70 - 67 - 74	3	2,500		1978	(147)	75 - 72	Cut		
Champion 1965		1963	289	71 - 69 - 74 - 75	10 - T		1,550	1979	287	71 - 72 - 66 - 78	54 - T	694
		1964	303	75 - 75 - 78 - 75	56 - T	155	1980	(78)	78 - x		x	
		1965	276	71 - 68 - 71 - 66	1	20,000	1981	282	67 - 73 - 74 - 68	9 - T	8,400	
		1966	297	74 - 79 - 69 - 75	52 - T	165	1982	(151)	74 - 77	Cut		
		1967	289	72 - 71 - 71 - 75	23 - T	932	1983	(151)	77 - 74	Cut		
		1968	(228)	72 - 81 - 75 - x	x		1986	(147)	74 - 73	Cut		
		1969	283	70 - 69 - 69 - 75	6 - T	3,890	1987	(145)	72 - 73	Cut		
		1970	289	72 - 72 - 70 - 75	50 - T	211	1988	292	74 - 71 - 71 - 76	69 - T	1,515	
		1971	289	72 - 71 - 73 - 73	24 - T	877	1989	291	76 - 69 - 77 - 69	60 - T	2,180	
		1972	282	66 - 74 - 71 - 71	7 - T	3,687	1990	(149)	74 - 75	Cut		
		1973	277	66 - 69 - 69 - 73	2 - T	13,875	1991	(154)	76 - 78	Cut		
		1974	(219)	71 - 73 - 75 - x	x		1992	(151)	70 - 81	Cut		
		1975	290	75 - 72 - 69 - 74	34 - T	1,263	1993	(152)	84 - 68	Cut		
		1976	(157)	81 - 76	Cut		1995	(154)	78 - 76	Cut		
					<i>x - withdrew after 54 holes.</i>			1996	(157)	77 - 80	Cut	
		Ben Crane	2004	(77)	x			1997	(156)	81 - 75	Cut	
	2005		273	69 - 66 - 70 - 68	17 - T	81,200	1998	(156)	78 - 78	Cut		
2006	271		71 - 65 - 71 - 64	4 - T	209,571	1999	(152)	77 - 75	Cut			
2008	270		68 - 68 - 67 - 67	5	244,000	2000	(74)	74 - x	wd			
2009	276		71 - 68 - 70 - 67	46 - T	16,337	2001	(152)	80 - 72	Cut			
2010	263		68 - 64 - 64 - 67	3 - T	359,600	2002	(83)	83 - x	wd			
2011	(150)		75 - 75	Cut		2003	(154)	78 - 76	Cut			
2012	277		70 - 71 - 68 - 68	10 - T	160,000	2004	(160)	79 - 81	Cut			
2013	(140)		72 - 68	Cut		2005	(161)	82 - 79	Cut			
2015	283		66 - 73 - 72 - 72	71 - T	12,935	2007	(86)	86 - x	wd			
2016	278		70 - 69 - 69 - 70	29 - T	43,550			<i>x - withdrew after 18 holes</i>				
2018	271		66 - 69 - 68 - 68	8 - T	205,900	MJ Daffue	2023	(145)	73 - 72	Cut		
2019	286		75 - 67 - 71 - 73	64 - T	15,257	Joel Dahmen	2018	274	68 - 69 - 68 - 69	20 - T	64,196	
				<i>x - withdrew after 18 holes.</i>			2019	(143)	74 - 69	Cut		
Ben Crenshaw	1971*		289	69 - 72 - 73 - 75	24 - T	low am	2020	271	68 - 65 - 70 - 68	19 - T	95,625	
	1972*		284	71 - 72 - 69 - 72	15 - T	low am	2021	(145)	74 - 71	Cut		
	Champion 1977 1990		1973*	286	75 - 71 - 73 - 67	18 - T	low am	2022	286	71 - 70 - 70 - 75	63 - T	18,228
		1974	(150)	70 - 80	Cut		2023	287	72 - 69 - 70 - 76	68 - T	18,096	
	1975	294	73 - 72 - 74 - 75	55 - T	538	2024	284	70 - 70 - 68 - 76	56 - T	20,839		
	1976	288	74 - 70 - 74 - 70	42 - T	680	2025	(145)	74 - 71	Cut			
	1977	272	65 - 70 - 68 - 69	1	40,000	Cameron Davis	2020	(141)	73 - 68	Cut		
	1978	(148)	73 - 75	Cut			2021	279	70 - 70 - 71 - 68	45 - T	22,335	
	1979	281	70 - 70 - 70 - 71	14 - T	4,950		2022	275	66 - 68 - 69 - 72	7 - T	246,540	
	1980	272	67 - 66 - 70 - 69	2	32,400		2023	(142)	68 - 74	Cut		
	1981	(146)	70 - 76	(Rain cut)	591		2024	284	69 - 70 - 69 - 76	56 - T	20,839	
	1982	284	72 - 72 - 70 - 70	20 - T	3,531		2025	(147)	76 - 71	Cut		
	1983	291	69 - 69 - 80 - 73	58 - T	884		Jason Day	2008	(144)	77 - 67	Cut	
	1984	277	69 - 71 - 68 - 69	4 - T	18,850	2009	264	65 - 65 - 65 - 69	4	297,600		
	1985	(154)	75 - 79	Cut		2010	274	66 - 71 - 68 - 69	50 - T	14,839		
	1986	212	70 - 72 - 70	25 - T	4,387	2011	277	71 - 68 - 70 - 68	31 - T	33,687		
	1987	273	67 - 69 - 65 - 72	6 - T	20,100	2020	(142)	70 - 72	Cut			
	1988	271	69 - 67 - 68 - 67	2 - T	56,000	Bryson DeChambeau	2016	(143)	70 - 73	Cut		
	1989	286	71 - 73 - 69 - 73	44 - T	3,023		2017	(145)	74 - 71	Cut		
	1990	272	69 - 65 - 72 - 66	1	180,000		2018	276	68 - 67 - 71 - 70	42 - T	21,811	
	1991	(145)	70 - 75	Cut			2019	(144)	72 - 72	Cut		
	1992	273	70 - 67 - 70 - 66	10 - T	28,817	2020	266	65 - 65 - 70 - 66	3 - T	366,094		
	1993	277	72 - 69 - 68 - 68	33 - T	6,034	Graham DeLaet	2010	271	68 - 68 - 68 - 67	33 - T	33,480	
1994	275	69 - 69 - 69 - 68	12 - T	29,400	2012		(144)	72 - 72	Cut			
1995	(150)	75 - 75	Cut		2014		275	69 - 70 - 68 - 68	14 - T	102,400		
1996	278	71 - 71 - 70 - 66	6 - T	48,562	2013		274	64 - 67 - 69 - 74	22 - T	64,000		
1997	(143)	73 - 70	Cut		2015		279	70 - 68 - 67 - 74	53 - T	14,976		
1998	(146)	75 - 71	Cut		2017		285	69 - 74 - 71 - 71	57 - T	15,387		
1999	(148)	72 - 76	Cut		Thomas Detry	2023	279	70 - 68 - 71 - 70	21 - T	82,324		
2000	(150)	77 - 73	Cut			2024	284	69 - 71 - 71 - 73	56 - T	20,839		
2001	(147)	76 - 71	Cut		Roberto De Vicenzo	1952	295	77 - 74 - 73 - 71	17 - T	350		
2002	(146)	72 - 74	Cut			1956	291	72 - 74 - 74 - 71	14 - T	475		
2006	285	73 - 67 - 74 - 71	71 - T	11,760		Champion 1957	1957	284	72 - 74 - 68 - 70	1	5,000	
Quade Cummins	2025	278	68 - 68 - 70 - 72	36 - T			38,675	1958	290	73 - 78 - 68 - 71	14 - T	525
							1959	301	80 - 73 - 77 - 71	36 - T	100	
							1960	297	75 - 76 - 74 - 72	41 - T	100	
							1961	294	71 - 76 - 72 - 75	28 - T	315	
						1970	283	70 - 66 - 74 - 73	17 - T	1,456		

*Indicates amateur

INDIVIDUAL PLAYER PERFORMANCES

Name	Year	Score	Rounds	Finish	Money	Name	Year	Score	Rounds	Finish	Money
Bruce Devlin	1964	296	74 - 74 - 74 - 74	36 - T	262	Harris English	2012	275	65 - 70 - 73 - 67	5 - T	216,960
	1966	280	67 - 68 - 70 - 75	1	22,000		2013	(144)	71 - 73	Cut	
Champion	1967	294	72 - 75 - 70 - 77	43 - T	241		2014	277	66 - 70 - 73 - 68	30 - T	37,200
1966	1968	296	75 - 71 - 72 - 78	37 - T	487		2016	266	67 - 69 - 64 - 66	2	723,600
	1969	286	72 - 69 - 75 - 70	14 - T	1,937		2017	280	72 - 68 - 71 - 69	29 - T	44,850
	1970	288	68 - 76 - 74 - 70	43 - T	355		2018	274	68 - 67 - 69 - 70	20 - T	64,196
	1971	290	73 - 72 - 72 - 73	37 - T	554		2020	(139)	72 - 67	Cut	
	1972	283	72 - 68 - 72 - 71	10 - T	2,650		2023	277	65 - 66 - 70 - 76	12 - T	178,350
	1974	285	71 - 71 - 73 - 70	15 - T	3,875		2024	(143)	69 - 74	Cut	
	1975	298	73 - 73 - 73 - 79	69	387		2025	281	69 - 69 - 72 - 71	53 - T	22,262
	1976	(148)	73 - 75	Cut		Matt Every	2007	283	69 - 66 - 75 - 73	64 - T	12,420
	1977	284	69 - 74 - 71 - 70	20 - T	1,983		2012	(147)	73 - 74	Cut	
	1978	284	70 - 70 - 72 - 72	28 - T	1,301		2013	269	65 - 69 - 66 - 69	4 - T	264,533
	1979	282	70 - 69 - 71 - 72	20 - T	3,250		2014	(147)	72 - 75	Cut	
	1980	281	71 - 71 - 69 - 70	26 - T	2,220		2017	(147)	74 - 73	Cut	
	1981	(145)	71 - 74	(Rain cut)	627		2019	277	70 - 69 - 69 - 69	17 - T	113,150
	1982	293	71 - 73 - 75 - 74	71 - T	686	Derek Fathauer	2009	280	68 - 69 - 70 - 73	68 - T	12,524
	1983	282	73 - 69 - 70 - 70	18 - T	4,700		2016	283	69 - 72 - 69 - 73	62 - T	14,338
	1984	(153)	76 - 77	Cut			2017	283	65 - 74 - 77 - 67	48 - T	17,554
Gardner Dickinson	1954	284	72 - 74 - 66 - 72	5 - T	1,700		2018	276	67 - 70 - 66 - 73	42 - T	21,811
	1955	302	77 - 72 - 76 - 77	35 - T		Tony Finau	2015	273	67 - 72 - 66 - 68	19 - T	78,780
Champion	1956	285	73 - 71 - 67 - 74	3	2,000		2016	279	68 - 67 - 73 - 71	34 - T	32,411
1969	1957	304	75 - 77 - 77 - 75	44			2017	280	72 - 65 - 73 - 70	29 - T	44,850
	1958	284	69 - 74 - 72 - 69	3 - T	1,900		2019	271	64 - 68 - 71 - 68	2	788,400
	1959	290	70 - 71 - 75 - 74	11 - T	604		2020	272	68 - 69 - 67 - 68	23 - T	65,250
	1961	288	71 - 73 - 68 - 76	9 - T	1,158		2021	276	69 - 67 - 68 - 72	20 - T	68,437
	1962	306	79 - 74 - 70 - 83	54	100		2022	273	71 - 68 - 67 - 67	4 - T	353,500
	1963	288	71 - 75 - 76 - 66	8 - T	1,850		2023	(142)	72 - 70	Cut	
	1964	294	72 - 77 - 71 - 74	31 - T	387		2024	278	66 - 69 - 68 - 75	17 - T	120,835
	1965	280	72 - 69 - 71 - 68	3 - T	5,100	Patrick Fishburn	2025	(144)	74 - 70	Cut	
	1966	285	74 - 72 - 70 - 69	7 - T	2,887	Matthew Fitzpatrick	2019	286	69 - 71 - 75 - 71	64 - T	15,257
	1967	284	71 - 67 - 72 - 73	6 - T	4,140		2020	274	68 - 69 - 68 - 69	32 - T	41,875
	1968	289	71 - 73 - 70 - 75	13 - T	2,225	Tommy Fleetwood	2022	281	70 - 69 - 73 - 69	35 - T	41,832
	1969	278	71 - 68 - 73 - 66	1	25,000		2023	(142)	70 - 72	Cut	
	1970	301	73 - 73 - 80 - 75	75	192		2025	272	67 - 67 - 70 - 68	4 - T	427,500
	1971	292	72 - 70 - 74 - 76	52 - T	192	Steve Flesch	1998	274	68 - 66 - 72 - 68	10 - T	55,200
	1973	290	70 - 71 - 75 - 74	35 - T	741		1999	281	66 - 74 - 66 - 75	47 - T	7,532
Taylor Dickson	2025	(152)	73 - 79	Cut		Champion	2000	278	71 - 67 - 70 - 70	31 - T	20,955
Luke Donald	2002	284	73 - 69 - 69 - 73	48 - T	10,589	2004	2001	281	69 - 69 - 69 - 74	46 - T	10,880
	2003	285	68 - 71 - 73 - 73	71 - T	9,800		2002	276	68 - 67 - 70 - 71	8 - T	120,400
	2004	287	69 - 74 - 73 - 71	63 - T	11,130		2003	273	69 - 66 - 69 - 69	13 - T	91,000
	2009	270	68 - 65 - 67 - 70	13 - T	112,840		2004	269	66 - 69 - 67 - 67	1	954,000
	2022	282	69 - 69 - 71 - 73	40 - T	30,660		2005	(150)	79 - 71	Cut	
	2023	281	71 - 69 - 69 - 72	40 - T	31,755		2006	275	69 - 68 - 67 - 71	25 - T	46,800
Zecheng Dou	2023	286	70 - 69 - 75 - 72	63 - T	18,705		2007	280	70 - 69 - 69 - 72	61 - T	12,960
Jason Dufner	2007	(142)	73 - 69	Cut			2008	216	72 - 70 - 74 - cut	79	11,102
	2009	278	69 - 71 - 65 - 73	59 - T	13,516		2009	(141)	71 - 70	Cut	
	2011	(144)	68 - 76	Cut			2010	(144)	73 - 71	Cut	
	2012	269	65 - 64 - 66 - 74	2	691,200		2011	279	69 - 70 - 70 - 70	44 - T	17,918
	2013	279	67 - 71 - 71 - 70	46 - T	16,864		2012	(148)	73 - 75	Cut	
	2014	271	67 - 69 - 69 - 66	2	691,200		2013	274	68 - 64 - 69 - 73	22 - T	64,000
	2015	278	68 - 72 - 67 - 71	43 - T	18,993		2014	282	71 - 70 - 69 - 72	60 - T	13,952
	2016	271	66 - 69 - 66 - 70	6 - T	216,912		2015	281	71 - 69 - 68 - 73	62 - T	13,910
	2017	(145)	74 - 71	Cut			2016	282	70 - 68 - 73 - 71	55 - T	15,008
	2018	(145)	68 - 77	Cut		Martin Flores	2010	(142)	72 - 70	Cut	
	2019	282	67 - 68 - 72 - 75	40 - T	26,280		2012	280	68 - 73 - 70 - 69	26 - T	
	2020	285	68 - 69 - 70 - 78	67	15,825		2013	272	66 - 70 - 65 - 71	14 - T	112,000
	2021	284	72 - 66 - 72 - 72	65 - T	16,050		2015	279	72 - 69 - 68 - 70	53 - T	14,976
	2022	(143)	76 - 67	Cut			2017	(150)	75 - 75	Cut	
Tyler Duncan	2018	281	72 - 69 - 71 - 69	71 - T	13,987		2018	(145)	71 - 74	Cut	
	2020	275	65 - 70 - 70 - 70	28 - T	36,625	David Ford	2025	(144)	72 - 72	Cut	
	2022	277	71 - 67 - 72 - 67	15 - T	132,300	Rickie Fowler	2010	272	70 - 67 - 64 - 71	38 - T	26,040
	2023	(146)	75 - 71	Cut			2011	276	63 - 69 - 73 - 71	16 - T	67,787
	2024	284	71 - 69 - 75 - 69	56 - T	20,839		2012	275	68 - 68 - 70 - 69	5 - T	216,960
Nico Echavarria	2024	(143)	70 - 73	Cut			2013	280	69 - 69 - 70 - 72	54 - T	14,400
	2025	282	70 - 70 - 69 - 73	59 - T	20,995		2014	(155)	80 - 75	Cut	
Austin Eckroat	2023	278	69 - 66 - 72 - 71	16 - T	132,675		2018	273	67 - 69 - 69 - 68	14 - T	117,150
	2024	(144)	72 - 72	Cut			2019	(143)	74 - 69	Cut	
	2025	280	73 - 67 - 72 - 68	46 - T	25,881		2020	(142)	73 - 69	Cut	
Harrison Endycott	2023	(145)	74 - 71	Cut			2022	285	69 - 70 - 71 - 75	57 - T	18,984
							2023	275	68 - 71 - 69 - 67	6 - T	293,625
							2025	275	70 - 64 - 67 - 74	16 - T	140,125
							2023	279	67 - 71 - 69 - 72	21 - T	82,324
						Ryan Fox	2020	(142)	70 - 72	Cut	
						Dylan Frittelli	2021	(143)	72 - 71	Cut	
							2022	281	67 - 70 - 70 - 74	35 - T	41,832
							2023	(142)	67 - 75	Cut	

INDIVIDUAL PLAYER PERFORMANCES

Name	Year	Score	Rounds	Finish	Money	Name	Year	Score	Rounds	Finish	Money	
David Frost	1985	(150)	74 - 76	Cut		Brian Gay	2000	281	70 - 70 - 70 - 71	41 - T	12,210	
Champion 1997	1986	208	70 - 71 - 67	6 - T	20,100	2001	269	66 - 69 - 69 - 65	2 - T	352,000		
	1987	278	69 - 69 - 69 - 71	25 - T	4,680	2002	292	70 - 66 - 78 - 78	68 - T	8,729		
	1988	277	74 - 66 - 69 - 68	9 - T	21,000	2003	279	68 - 69 - 76 - 66	45 - T	14,014		
	1989	276	70 - 66 - 71 - 69	3 - T	58,000	2004	277	70 - 67 - 65 - 75	14 - T	72,433		
	1990	281	72 - 70 - 68 - 71	25 - T	7,975	2005	280	71 - 70 - 70 - 69	57 - T	12,432		
	1991	(146)	74 - 72	Cut		2006	273	67 - 67 - 73 - 66	17 - T	117,600		
	1992	(145)	77 - 68	Cut		2007	(143)	72 - 71	Cut			
	1993	272	68 - 66 - 71 - 67	17	20,800	2008	275	69 - 65 - 69 - 72	10 - T	140,300		
	1994	276	65 - 68 - 75 - 68	15 - T	23,800	2009	273	68 - 71 - 70 - 64	27 - T	42,160		
	1995	279	69 - 72 - 70 - 68	15 - T	20,335	2010	271	68 - 69 - 68 - 66	33 - T	33,480		
	1996	(147)	77 - 70	Cut		2011	277	64 - 71 - 68 - 74	31 - T	33,687		
	1997	265	66 - 63 - 69 - 67	1	288,000	2012	(146)	74 - 72	Cut			
	1998	275	68 - 69 - 69 - 69	14 - T	40,250	2013	(72)	72 - x	wd			
	1999	288	73 - 71 - 72 - 72	74	5,376	2014	281	71 - 69 - 72 - 69	57 - T	14,336		
	2000	279	67 - 69 - 69 - 74	33 - T	19,057	2017	281	69 - 69 - 71 - 72	34 - T	34,106		
	2001	282	73 - 69 - 70 - 70	52 - T	9,520	2019	276	69 - 71 - 67 - 69	13 - T	136,875		
	2002	284	72 - 67 - 73 - 72	48 - T	10,589	2020	(141)	72 - 69	Cut			
	2003	283	69 - 71 - 75 - 68	62 - T	10,650	2021	(144)	73 - 71	Cut			
	2004	(150)	78 - 72	Cut		<i>x - withdrew after 18 holes.</i>						
	2005	(160)	78 - 82	Cut		Al Geiberger	1960	289	74 - 71 - 73 - 71	22 - T	243	
	2006	280	73 - 67 - 73 - 67	56 - T	13,260	1961	289	73 - 73 - 75 - 68	15 - T	875		
	2007	(145)	71 - 74	Cut		Champion 1975 1979						
	2008	(143)	72 - 71	Cut		1962	291	74 - 74 - 71 - 72	20 - T	600		
	2011	(141)	70 - 71	Cut		1963	294	78 - 70 - 74 - 72	24 - T	525		
	2013	279	69 - 70 - 71 - 69	46 - T	16,864	1964	296	71 - 70 - 77 - 78	36 - T	262		
	2020	(155)	77 - 78	Cut		1965	285	71 - 74 - 67 - 73	13 - T	1,850		
	2025	(153)	77 - 76	Cut		1966	282	70 - 69 - 72 - 71	3 - T	6,765		
Jim Furyk	1995	(144)	74 - 70	Cut		1967	291	77 - 69 - 73 - 72	30 - T	649		
1996	285	68 - 73 - 70 - 74	38 - T	6,000	1970	285	74 - 70 - 69 - 72	29 - T	815			
1997	270	64 - 67 - 67 - 72	8	49,600	1971	293	70 - 75 - 73 - 75	57 - T	192			
1998	267	66 - 67 - 66 - 68	2	248,400	1972	287	71 - 72 - 70 - 74	26 - T	1,006			
1999	283	74 - 69 - 70 - 70	55 - T	6,272	1973	290	74 - 73 - 73 - 70	35 - T	741			
2000	274	69 - 66 - 72 - 67	8 - T	89,100	1974	(147)	75 - 72	Cut				
2001	277	65 - 71 - 69 - 72	22 - T	40,000	1975	270	66 - 68 - 67 - 69	1	50,000			
2002	(144)	73 - 71	Cut		1976	287	74 - 72 - 71 - 70	35 - T	944			
2003	270	68 - 65 - 69 - 68	5 - T	175,625	1977	277	65 - 71 - 73 - 68	4 - T	8,800			
2005	275	69 - 68 - 67 - 71	26 - T	40,600	1978	284	70 - 73 - 71 - 70	28 - T	1,301			
2006	274	66 - 67 - 73 - 68	17 - T	75,900	1979	274	68 - 69 - 64 - 73	1	54,000			
2007	266	65 - 66 - 68 - 67	2 - T	528,000	1980	287	72 - 71 - 72 - 72	58 - T	660			
2008	(145)	71 - 74	Cut		1981	(145)	75 - 70	(Rain cut)	627			
2009	269	68 - 69 - 67 - 65	9 - T	161,200	1982	288	73 - 72 - 73 - 70	42 - T	1,018			
2010	(139)	72 - 67	Cut		1983	284	71 - 70 - 69 - 74	28 - T	2,720			
2011	277	67 - 69 - 72 - 69	31 - T	33,687	1984	291	72 - 72 - 70 - 77	68 - T	1,015			
2012	274	69 - 69 - 68 - 68	4	307,200	1985	(146)	74 - 72	Cut				
2013	276	69 - 66 - 70 - 71	31 - T	38,800	1986	216	74 - 69 - 73	52 - T	1,392			
2014	280	69 - 69 - 71 - 71	51 - T	15,061	1987	(145)	75 - 70	Cut				
2016	(143)	75 - 68	Cut		Ryan Gerard	2025	285	67 - 72 - 73 - 73	73 - T	18,810		
2018	280	70 - 70 - 71 - 69	66 - T	14,484	Doug Ghim	2019	(144)	75 - 69	Cut			
2019	276	69 - 66 - 68 - 73	13 - T	136,875	2020	(141)	71 - 70	Cut				
2020	277	67 - 69 - 67 - 74	49 - T	18,885	2021	275	68 - 71 - 66 - 70	14 - T	125,625			
Sergio Garcia	2001	267	69 - 69 - 66 - 63	1	720,000	2022	(151)	77 - 74	Cut			
Champion 2001	2002	(150)	76 - 74	Cut		2024	283	69 - 71 - 70 - 73	50 - T	22,234		
	2003	(143)	72 - 71	Cut		2025	280	69 - 65 - 73 - 73	64 - T	25,881		
	2004	281	72 - 67 - 73 - 69	35 - T	25,572	Michael Gligic	2021	(150)	77 - 73	Cut		
	2005	(142)	69 - 73	Cut		Lucas Glover	2004	(148)	75 - 73	Cut		
	2011	276	66 - 73 - 67 - 70	16 - T	67,787	2005	(142)	71 - 71	Cut			
	2012	278	66 - 73 - 71 - 68	13 - T	113,067	2006	(143)	69 - 74	Cut			
	2017	277	69 - 66 - 68 - 73	12 - T	131,100	2007	274	67 - 68 - 68 - 71	29 - T	37,329		
	2020	(139)	69 - 70	Cut		2008	276	70 - 70 - 65 - 71	15 - T	80,409		
	2021	276	63 - 69 - 68 - 76	20 - T	68,437	2009	275	70 - 65 - 66 - 74	41 - T	22,940		
	2025	278	67 - 67 - 75 - 69	36 - T	38,675	2010	273	72 - 65 - 70 - 66	44 - T	18,745		
Brice Garnett	2014	277	67 - 66 - 74 - 70	30 - T	37,200	2011	278	71 - 64 - 72 - 71	40 - T	24,800		
2015	(142)	72 - 72	Cut		2012	(150)	74 - 76	Cut				
2018	(145)	71 - 74	Cut		2014	(144)	73 - 71	Cut				
2019	282	73 - 66 - 73 - 70	40 - T	26,280	2015	278	70 - 71 - 69 - 68	43 - T	18,993			
2020	(141)	67 - 74	Cut		2016	(142)	73 - 69	Cut				
2021	281	70 - 67 - 74 - 70	56 - T	17,325	2017	(150)	76 - 74	Cut				
2025	278	67 - 67 - 75 - 69	36 - T	38,675	2020	272	67 - 70 - 69 - 66	23 - T	65,250			
Robert Garrigus	2007	(143)	72 - 71	Cut		2021	274	74 - 67 - 65 - 68	8 - T	196,875		
2008	283	70 - 69 - 67 - 77	64 - T	12,688	2022	282	70 - 67 - 70 - 75	40 - T	30,660			
2018	(74)	x	wd		2024	277	69 - 70 - 71 - 67	12 - T	180,635			
					<i>x - withdrew after 18 holes.</i>							
					Fabian Gomez	2013	(143)	74 - 69	Cut			
					2015	275	70 - 69 - 67 - 69	27 - T	45,175			
					2016	(73)	73 - x	wd				
					2017	(145)	72 - 73	Cut				
					<i>x - withdrew after 18 holes.</i>							

INDIVIDUAL PLAYER PERFORMANCES

Name	Year	Score	Rounds	Finish	Money	Name	Year	Score	Rounds	Finish	Money	
Talor Gooch	2018	(147)	73 - 74	Cut		Cole Hammer	2023	(144)	72 - 72	Cut		
	2019	280	72 - 70 - 71 - 67	29 - T	50,735	Nick Hardy	2023	282	72 - 69 - 71 - 70	48 - T	22,881	
	2020	276	68 - 70 - 69 - 69	43 - T	24,425		2024	287	72 - 70 - 70 - 75	65 - T	19,292	
	2021	275	67 - 69 - 68 - 71	14 - T	125,625		2025	274	68 - 67 - 67 - 72	11 - T	203,775	
	2022	280	72 - 69 - 67 - 72	27 - T	56,332	Brandon Harkins	2018	280	69 - 69 - 73 - 69	66 - T	14,484	
Will Gordon	2021	(152)	75 - 77	Cut		Brian Harman	2012	(148)	76 - 72	Cut		
	2023	283	71 - 68 - 69 - 75	52 - T	20,837		2014	277	69 - 67 - 68 - 73	30 - T	37,200	
	2025	(144)	72 - 72	Cut			2015	271	68 - 66 - 69 - 68	10 - T	134,875	
Jason Gore	2006	(66)	66 - x	wd			2016	277	71 - 70 - 68 - 68	25 - T	53,432	
	2007	(142)	71 - 71	Cut			2017	274	69 - 69 - 71 - 65	7 - T	215,050	
	2008	(143)	70 - 73	Cut			2018	273	72 - 67 - 64 - 70	14 - T	117,150	
	2016	(142)	76 - 69	Cut			2019	281	70 - 69 - 72 - 70	31 - T	39,663	
	<i>x - withdrew after 20 holes with injury.</i>							2020	272	65 - 69 - 70 - 68	23 - T	65,520
Chris Gotterup	2024	(146)	76 - 70	Cut			2021	274	69 - 66 - 69 - 70	8 - T	196,875	
	2025	277	67 - 65 - 75 - 70	28 - T	60,978		2022	(143)	77 - 66	Cut		
Branden Grace	2019	284	71 - 71 - 72 - 70	53 - T	16,819		2023	280	70 - 69 - 67 - 74	29 - T	50,104	
	2020	271	66 - 66 - 66 - 73	19 - T	95,625		2024	279	66 - 69 - 72 - 72	24 - T	70,866	
	2021	(76)	76 - x	wd			2025	280	67 - 73 - 66 - 74	46 - T	25,881	
	<i>x - withdrew after 18 holes with injury.</i>						Chandler Harper	1948	289	68 - 74 - 75 - 72	13 - T	426
Max Greyserman	2024	(146)	73 - 73	Cut			1950	292	71 - 71 - 76 - 74	17	325	
	2025	276	70 - 67 - 71 - 68	22 - T	88,667	Champion	1951	296	75 - 75 - 74 - 72	28 - T		
Cody Gribble	2015	(144)	75 - 69	Cut		1955	1953	299	71 - 73 - 78 - 77	25 - T	50	
	2017	282	69 - 73 - 69 - 71	41 - T	24,150		1954	(78)	78 - x	wd		
	2018	(145)	71 - 74	Cut			1955	276	69 - 65 - 70 - 72	1	5,000	
	2023	286	70 - 68 - 75 - 73	63 - T	18,705		1956	296	76 - 75 - 71 - 74	30 - T		
Ben Griffin	2023	283	67 - 69 - 75 - 72	52 - T	20,837		1957	(75)	75 - y	wd		
Champion	2024	(143)	71 - 72	Cut			1958	(83)	83 - z	wd		
2025	2025	271	66 - 63 - 68 - 71	1	1,710,000		1960	293	73 - 76 - 71 - 73	34 - T	100	
Lanto Griffin	2020	(150)	77 - 73	Cut			1970	(154)	74 - 80	Cut		
	2025	(145)	70 - 75	Cut			<i>x - illness forced withdrawal after 18 holes.</i>					
Emiliano Grillo	2016	282	69 - 69 - 71 - 73	55 - T	15,008		<i>y - bad back forced withdrawal after 30 holes.</i>					
	2017	279	72 - 69 - 65 - 73	24 - T	57,270		<i>z - picked up after 27 holes.</i>					
Champion	2018	264	64 - 67 - 69 - 64	3	482,800	Scott Harrington	2020	(150)	76 - 74	Cut		
2023	2019	278	69 - 70 - 68 - 71	19 - T	79,387	Tyrrell Hatton	2019	275	71 - 66 - 69 - 69	8 - T	197,100	
	2020	(143)	73 - 70	Cut		Clayton Heafner	1948	272	67 - 68 - 68 - 69	1	3,000	
	2021	274	70 - 68 - 68 - 68	8 - T	196,875	Champion	1950	304	74 - 77 - 72 - 81	35		
	2022	286	69 - 68 - 71 - 78	63 - T	18,228	1948	1951	288	74 - 68 - 75 - 71	9 - T	550	
	2023	272	67 - 65 - 72 - 68	1	1,566,000		1953	291	74 - 66 - 75 - 76	8 - T	1,000	
	2024	286	74 - 68 - 73 - 71	64	19,747	Jerry Heard	1971	290	69 - 75 - 75 - 71	37 - T	554	
	2025	275	68 - 66 - 70 - 71	16 - T	140,125		1972	275	69 - 66 - 67 - 73	1	25,000	
Bill Haas	2006	292	66 - 75 - 73 - 78	77	11,160	Champion	1973	277	69 - 69 - 71 - 68	2 - T	13,875	
	2008	(143)	71 - 72	Cut		1972	1974	292	73 - 73 - 73 - 73	52 - T	575	
	2010	268	65 - 68 - 64 - 71	13 - T	99,889		1975	288	77 - 69 - 69 - 73	21 - T	2,206	
	2011	274	67 - 67 - 71 - 69	8 - T	186,000		1978	272	67 - 66 - 71 - 68	2 - T	18,500	
	2012	285	72 - 71 - 70 - 72	55 - T	14,656		1979	(151)	72 - 79	Cut		
	2014	276	70 - 68 - 69 - 69	21 - T	58,453		1981	282	74 - 65 - 72 - 71	9 - T	8,400	
	2016	281	67 - 70 - 74 - 70	47 - T	17,001		1982	290	71 - 73 - 72 - 74	58 - T	774	
	2017	277	69 - 69 - 68 - 71	12 - T	131,100		1983	294	71 - 71 - 72 - 80	68 - T	820	
	2018	273	67 - 73 - 69 - 64	14 - T	117,150	David Hearn	2011	279	68 - 70 - 70 - 71	44 - T	17,918	
	2019	283	69 - 71 - 72 - 71	48 - T	18,571		2012	278	71 - 72 - 65 - 70	13 - T	113,067	
	2020	(145)	70 - 75	Cut			2013	(142)	64 - 78	Cut		
	2022	280	68 - 71 - 71 - 70	27 - T	56,332		2014	276	67 - 69 - 74 - 66	21 - T	58,453	
Chesson Hadley	2014	(154)	77 - 77	Cut			2015	276	66 - 75 - 69 - 66	33 - T	31,525	
	2015	274	70 - 71 - 67 - 66	24 - T	57,200		2016	275	67 - 67 - 73 - 68	17 - T	93,800	
	2016	(145)	73 - 72	Cut			2017	290	72 - 70 - 75 - 73	70 - T	13,731	
	2018	274	71 - 71 - 65 - 67	20 - T	64,196		2018	(145)	72 - 73	Cut		
	2019	281	67 - 72 - 71 - 71	31 - T	39,663	Russell Henley	2018	278	72 - 67 - 69 - 70	58 - T	15,549	
	2020	272	70 - 68 - 64 - 70	23 - T	65,250		2023	278	68 - 71 - 69 - 70	16 - T	132,675	
	2024	(145)	74 - 71	Cut		J.J. Henry	2002	292	72 - 71 - 75 - 74	68 - T	8,729	
Adam Hadwin	2015	270	69 - 66 - 69 - 66	5 - T	220,350		2003	(142)	67 - 75	Cut		
	2016	276	68 - 67 - 70 - 71	22 - T	69,680		2004	(144)	72 - 72	Cut		
	2017	284	71 - 71 - 72 - 70	53 - T	15,973		2005	(144)	72 - 72	Cut		
	2018	277	68 - 72 - 68 - 69	52 - T	16,472		2006	284	70 - 70 - 73 - 71	68 - T	12,120	
	2020	276	65 - 71 - 68 - 72	43 - T	24,425		2007	277	68 - 67 - 72 - 70	52 - T	13,920	
	2021	274	66 - 67 - 71 - 70	8 - T	196,875		2008	(144)	72 - 72	Cut		
Brandon Hagy	2017	(149)	75 - 74	Cut			2009	272	71 - 68 - 67 - 66	22 - T	59,520	
	2021	(146)	77 - 69	Cut			2010	273	67 - 70 - 67 - 69	44 - T	18,745	
James Hahn	2013	(140)	70 - 70	Cut			2011	(145)	72 - 73	Cut		
	2014	(145)	70 - 75	Cut			2012	(144)	71 - 73	Cut		
	2015	(142)	69 - 73	Cut			2013	278	68 - 68 - 67 - 75	42 - T	23,040	
	2017	(152)	75 - 77	Cut			2014	281	70 - 70 - 68 - 73	57 - T	14,336	
	2021	(143)	72 - 72	Cut			2015	(145)	72 - 73	Cut		
	2022	(149)	74 - 75	Cut			2016	(143)	70 - 73	Cut		
Paul Haley II	2023	274	73 - 68 - 66 - 67	5	356,700		2017	(148)	73 - 75	Cut		
	2024	(154)	82 - 72	Cut			2018	(143)	71 - 72	Cut		
Harry Hall	2023	273	62 - 66 - 72 - 73	3 - T	513,300		2019	279	67 - 73 - 69 - 70	27 - T	55,115	
	2024	(148)	75 - 73	Cut			2020	(144)	75 - 69	Cut		
	2025	273	68 - 67 - 70 - 68	6 - T	299,725		2021	291	69 - 71 - 74 - 77	74	14,775	

INDIVIDUAL PLAYER PERFORMANCES

Name	Year	Score	Rounds	Finish	Money	Name	Year	Score	Rounds	Finish	Money
Lucas Herbert	2022	283	71 - 70 - 70 - 72	48 - T	22,092	Ben Hogan	1946	279	73 - 72 - 69 - 65	1	3,000
	2023	(143)	70 - 73	Cut		1947	279	68 - 72 - 70 - 69	1	3,000	
Jim Herman	2015	276	71 - 68 - 70 - 67	33 - T	31,525	Champion	1948	278	71 - 70 - 65 - 72	2 - T	1,700
	2016	278	67 - 72 - 67 - 72	29 - T	43,550	1946	1950	282	71 - 73 - 68 - 70	3 - T	1,200
	2020	(140)	72 - 68	Cut		1947	1951	285	68 - 71 - 74 - 72	4 - T	900
Tim Herron	1996	(148)	74 - 74	Cut		1952	1952	279	74 - 67 - 71 - 67	1	4,000
	1997	281	67 - 73 - 71 - 70	63 - T	3,376	1953	1953	282	73 - 71 - 71 - 67	1	5,000
Champion	1999	273	68 - 69 - 69 - 67	2 - T	168,000	1959	1954	(140)	69 - 71 - x	wd	
2006	2000	275	70 - 66 - 69 - 70	13 - T	56,571		1955	289	72 - 73 - 69 - 75	11	800
	2001	290	70 - 71 - 75 - 74	69	8,080		1956	287	70 - 72 - 73 - 72	6 - T	1,187
	2002	(145)	73 - 72	Cut			1957	291	70 - 75 - 73 - 73	11 - T	800
	2003	278	71 - 68 - 69 - 70	40 - T	19,500		1958	285	73 - 69 - 70 - 73	5 - T	1,417
	2004	287	69 - 72 - 72 - 74	63 - T	11,130		1959	285	69 - 67 - 77 - 72	1*	5,000
	2005	(143)	72 - 71	Cut			1960	285	69 - 72 - 75 - 69	8	1,200
	2006	268	67 - 65 - 68 - 68	1	1,080,000		1961	291	68 - 75 - 72 - 76	19 - T	550
	2007	276	67 - 68 - 70 - 71	46 - T	16,320		1962	289	72 - 71 - 71 - 75	15 - T	875
	2008	281	73 - 67 - 68 - 73	52 - T	14,082		1964	287	72 - 72 - 72 - 71	4 - T	3,160
	2009	274	71 - 65 - 66 - 72	34 - T	30,646		1965	284	69 - 71 - 75 - 69	10 - T	2,233
	2010	(139)	67 - 72	Cut			1966	284	72 - 72 - 71 - 69	5 - T	4,455
	2011	280	69 - 66 - 74 - 71	52 - T	14,632		1967	281	67 - 72 - 69 - 73	3 - T	7,187
	2012	(145)	72 - 73	Cut			1970	291	69 - 77 - 73 - 72	56 - T	192
	2013	282	71 - 67 - 72 - 72	65 - T	13,248	<i>x - illness forced withdrawal after 36 holes, in 3rd place.</i>					
	2014	283	72 - 69 - 71 - 71	63 - T	13,440	<i>- 1959 Playoff: Hogan, 69; Hawkins 73.</i>					
	2015	(142)	70 - 72	Cut		Tom Hoge	2016	275	70 - 70 - 66 - 69	17 - T	93,800
	2016	278	72 - 67 - 70 - 69	29 - T			2018	276	69 - 66 - 72 - 69	42 - T	21,811
	2017	(149)	77 - 72	Cut			2019	282	70 - 69 - 71 - 72	40 - T	26,280
	2018	272	66 - 70 - 68 - 68	11 - T	163,300		2020	(146)	72 - 74	Cut	
	2019	291	72 - 68 - 77 - 74	72	14,308		2021	(143)	75 - 68	Cut	
Kramer Hickok	2016	(145)	74 - 71	Cut			2022	(144)	75 - 69	Cut	
	2019	(147)	74 - 73	Cut			2023	283	66 - 74 - 69 - 74	52 - T	20,837
	2020	(146)	69 - 77	Cut			2024	278	71 - 69 - 71 - 67	17 - T	12,835
	2021	275	66 - 68 - 70 - 71	14 - T	125,625		2025	(141)	70 - 71	Cut	
	2022	(142)	71 - 71	Cut		Nicolai Hojgaard	2024	(148)	71 - 77	Cut	
	2023	279	70 - 69 - 71 - 69	21 - T	82,324	Max Homa	2015	(146)	75 - 71	Cut	
Garrick Higgo	2022	(146)	73 - 73	Cut			2019	279	70 - 68 - 73 - 68	27 - T	55,115
	2023	(148)	73 - 75	Cut			2020	(139)	70 - 69	Cut	
	2024	(148)	73 - 75	Cut			2022	279	69 - 69 - 73 - 68	23 - T	77,700
Harry Higgs	2020	275	70 - 65 - 71 - 69	38 - T	32,625		2023	276	67 - 69 - 71 - 69	9 - T	237,075
	2021	(143)	70 - 73	Cut			2024	(147)	78 - 69	Cut	
	2022	295	69 - 71 - 75 - 80	69	17,388	Billy Horschel	2017	281	70 - 70 - 70 - 71	34 - T	34,106
	2023	(152)	75 - 77	Cut			2019	278	72 - 69 - 69 - 68	19 - T	79,387
	2025	282	68 - 72 - 68 - 74	59 - T	20,995		2020	275	68 - 68 - 70 - 69	38 - T	32,625
Joe Highsmith	2025	(145)	75 - 70	Cut			2021	278	71 - 68 - 72 - 67	40 - T	29,625
Ryo Hisatsune	2024	(143)	74 - 69	Cut			2022	(143)	72 - 71	Cut	
	2025	273	66 - 67 - 71 - 69	6 - T	299,725		2023	281	67 - 74 - 70 - 70	40 - T	31,755
Lee Hodges	2022	281	69 - 71 - 68 - 73	35 - T	41,832		2024	279	69 - 71 - 67 - 72	24 - T	70,866
	2023	280	69 - 67 - 74 - 70	29 - T	50,104	Beau Hossler	2017	(148)	72 - 76	Cut	
	2024	277	72 - 70 - 66 - 69	12 - T	180,635		2018	279	64 - 71 - 71 - 73	64 - T	14,981
	2025	281	69 - 70 - 71 - 71	53 - T	22,262		2019	282	70 - 71 - 72 - 69	40 - T	26,280
Rico Hoey	2025	283	72 - 68 - 74 - 69	66 - T	19,950		2020	(150)	74 - 76	Cut	
Charley Hoffman	2006	276	65 - 66 - 71 - 74	30 - T	35,657		2022	278	66 - 65 - 73 - 74	21 - T	98,700
	2008	214	72 - 69 - 73 - cut	74 - T	11,468		2023	290	72 - 69 - 75 - 74	70 - T	17,748
	2009	276	73 - 67 - 65 - 71	46 - T	16,337		2024	(143)	72 - 71	Cut	
	2012	278	69 - 70 - 69 - 70	13 - T	113,067		2025	282	66 - 71 - 69 - 79	59 - T	20,995
	2013	273	66 - 70 - 67 - 70	18 - T	86,400	Viktor Hovland	2020	272	70 - 68 - 68 - 66	23 - T	65,250
	2014	280	70 - 68 - 69 - 73	51 - T	15,061		2022	278	69 - 65 - 73 - 71	21 - T	98,700
	2015	271	66 - 69 - 66 - 70	10 - T	134,875		2023	278	71 - 68 - 66 - 73	16 - T	132,675
	2016	280	71 - 69 - 68 - 72	42 - T	23,450	Charles Howell III	2002	(146)	75 - 71	Cut	
	2017	279	72 - 68 - 67 - 72	24 - T	57,270		2020	277	70 - 67 - 66 - 74	49 - T	18,885
	2018	277	63 - 73 - 69 - 72	52 - T	16,472	Mark Hubbard	2016	283	69 - 72 - 72 - 70	62 - T	14,338
	2019	276	70 - 71 - 63 - 72	13 - T	136,875		2020	276	67 - 68 - 67 - 74	43 - T	24,425
	2020	(142)	71 - 71	Cut			2021	286	74 - 67 - 72 - 73	69 - T	15,300
	2021	270	71 - 62 - 72 - 65	3 - T	366,094		2022	284	71 - 70 - 72 - 71	52 - T	20,009
	2022	287	68 - 70 - 71 - 78	66	17,892		2023	276	69 - 69 - 69 - 69	9 - T	237,075
	2024	283	65 - 75 - 74 - 69	50 - T	22,234		2024	287	71 - 71 - 71 - 74	65 - T	19,292
	2025	(149)	76 - 73	Cut			2025	277	69 - 67 - 71 - 70	28 - T	60,978
Morgan Hoffmann	2013	283	64 - 73 - 73 - 73	69	12,928	Mackenzie Hughes	2017	(152)	75 - 77	Cut	
	2017	277	71 - 69 - 70 - 67	12 - T	131,100		2018	276	73 - 68 - 66 - 69	42 - T	21,811
							2019	275	68 - 70 - 65 - 72	8 - T	197,100
							2020	(140)	69 - 71	Cut	
							2021	(142)	72 - 70	Cut	
							2025	(141)	73 - 68	Cut	

INDIVIDUAL PLAYER PERFORMANCES

Name	Year	Score	Rounds	Finish	Money	Name	Year	Score	Rounds	Finish	Money
John Huh	2012	275	70 - 66 - 69 - 70	5-T	216,960	Zach Johnson	2004	277	71 - 65 - 68 - 73	14 - T	72,433
	2013	271	66 - 68 - 72 - 65	11 - T	147,200		2005	275	71 - 68 - 70 - 66	26 - T	40,600
	2014	(144)	71 - 73	Cut			2006	276	65 - 69 - 70 - 72	30 - T	35,657
	2015	272	70 - 68 - 70 - 64	18	97,500	Champion	2009	269	69 - 67 - 64 - 69	9 - T	161,200
	2016	(146)	71 - 75	Cut		2010	2010	259	65 - 66 - 64 - 64	1	1,116,000
	2017	(145)	74 - 71	Cut		2012	2011	271	68 - 69 - 69 - 65	4	297,600
	2018	276	69 - 71 - 68 - 68	42 - T	21,811		2012	268	64 - 67 - 65 - 72	1	1,152,000
	2022	276	69 - 66 - 68 - 73	12 - T	178,500		2013	268	69 - 65 - 68 - 66	3	435,200
Billy Hurley III	2012	(148)	71 - 77	Cut			2014	286	70 - 71 - 69 - 76	73	12,416
	2014	277	71 - 67 - 70 - 69	30 - T	37,200		2015	273	70 - 69 - 67 - 67	19 - T	78,780
	2015	279	70 - 70 - 69 - 70	53 - T	14,976		2016	275	72 - 68 - 68 - 67	17 - T	93,800
	2017	282	72 - 69 - 69 - 72	41 - T	24,150		2017	287	67 - 75 - 75 - 70	63 - T	14,559
Yuta Ikeda	2010	(141)	72 - 69	Cut			2018	(146)	72 - 74	Cut	
	2017	284	70 - 71 - 72 - 71	53 - T	15,973		2019	(147)	72 - 75	Cut	
Sungjae Im	2019	(144)	72 - 72	Cut			2020	276	72 - 66 - 69 - 69	43 - T	24,425
	2020	269	66 - 69 - 67 - 67	10 - T	181,875		2021	277	72 - 68 - 68 - 69	32 - T	40,125
	2021	(142)	71 - 71	Cut			2022	279	70 - 71 - 67 - 71	23 - T	77,700
	2022	277	70 - 70 - 67 - 70	15 - T	132,300		2023	(149)	75 - 74	Cut	
	2023	(142)	72 - 70	Cut			2024	282	68 - 70 - 71 - 73	45 - T	27,100
	2024	276	70 - 64 - 70 - 72	9 - T	247,975	Matt Jones	2008	(148)	72 - 76	Cut	
Peter Jacobsen	1979	289	71 - 72 - 74 - 72	60 - T	660		2010	268	69 - 66 - 64 - 69	13 - T	99,889
	1980	278	70 - 71 - 68 - 69	13 - T	5,800		2011	(142)	70 - 72	Cut	
Champion	1981	(151)	74 - 77	Cut			2013	(142)	69 - 73	Cut	
1984	1982	292	69 - 76 - 73 - 74	66 - T	714		2014	279	70 - 67 - 73 - 69	45 - T	18,304
	1983	280	70 - 69 - 67 - 74	5 - T	12,657		2016	(142)	70 - 72	Cut	
	1984	270	64 - 71 - 65 - 70	1*	90,000		2017	287	73 - 70 - 75 - 69	63 - T	14,559
	1985	279	67 - 73 - 69 - 70	19 - T	5,643		2019	(144)	73 - 71	Cut	
	1986	217	78 - 68 - 71	58 - T	1,290		2020	275	66 - 70 - 69 - 70	38 - T	32,625
	1987	281	68 - 68 - 74 - 71	41 - T	2,220		2021	(142)	71 - 71	Cut	
	1988	(149)	76 - 73	Cut			2022	276	70 - 66 - 71 - 69	12 - T	178,500
	1989	287	71 - 73 - 73 - 70	50 - T	2,490	Takumi Kanaya	2025	(145)	71 - 74	Cut	
	1990	281	67 - 72 - 70 - 69	25 - T	7,975	Sung Kang	2012	282	70 - 69 - 69 - 74	37 - T	29,440
	1991	(144)	72 - 72	Cut			2016	(143)	71 - 72	Cut	
	1992	278	72 - 68 - 67 - 71	40 - T	4,556		2017	285	68 - 74 - 74 - 69	57 - T	15,387
	1993	(76)	76 - x	wd			2018	(151)	73 - 78	Cut	
	1995	280	69 - 71 - 69 - 71	23 - T	12,110		2020	(140)	72 - 68	Cut	
	1996	284	71 - 73 - 67 - 73	32 - T	8,300		2021	283	74 - 65 - 66 - 78	62 - T	16,425
	1997	280	67 - 71 - 70 - 72	54 - T	3,584	Smylie Kaufman	2016	(148)	73 - 75	Cut	
	1998	281	69 - 70 - 71 - 71	50 - T	5,658		2018	(153)	75 - 78	Cut	
	1999	(151)	75 - 76	Cut			2019	282	73 - 65 - 71 - 73	40 - T	26,280
	2000	280	73 - 69 - 68 - 70	35 - T	15,922	Martin Kaymer	1996	293	68 - 74 - 74 - 77	71 - T	2,925
	2002	279	72 - 68 - 69 - 70	23 - T	38,270	Jerry Kelly	1997	(149)	73 - 76	Cut	
	2003	284	72 - 68 - 71 - 73	66 - T	10,200		1998	278	67 - 69 - 71 - 71	33 - T	13,283
	2005	(143)	73 - 70	Cut			1999	(146)	76 - 70	Cut	
			<i>*won sudden-death playoff.</i>				2000	283	75 - 68 - 70 - 70	50 - T	7,959
			<i>x - withdrew during second round.</i>				2001	(150)	75 - 75	Cut	
Freddie Jacobson	2005	272	68 - 69 - 65 - 70	16	95,200		2002	280	69 - 71 - 72 - 68	28 - T	29,240
	2006	274	71 - 62 - 70 - 71	17 - T	75,900		2006	273	69 - 68 - 67 - 69	12 - T	117,600
	2007	(143)	73 - 70	Cut			2007	270	70 - 64 - 69 - 67	7 - T	174,600
	2008	(143)	71 - 72	Cut			2008	276	68 - 71 - 66 - 71	15 - T	80,409
	2009	276	68 - 70 - 66 - 72	46 - T	16,337		2009	(141)	70 - 71	Cut	
	2010	272	68 - 69 - 67 - 68	38 - T	26,040		2010	276	67 - 70 - 63 - 76	59 - T	13,392
	2011	277	70 - 68 - 69 - 70	31 - T	33,687		2011	(146)	72 - 74	Cut	
	2013	277	66 - 67 - 69 - 75	35 - T	30,217		2012	286	72 - 70 - 69 - 75	57 - T	14,144
	2014	272	67 - 71 - 67 - 67	3 - T	371,200		2014	278	70 - 71 - 69 - 68	38 - T	26,240
	2015	(147)	72 - 75	Cut			2015	271	67 - 70 - 67 - 67	10 - T	134,875
	2016	(143)	76 - 67	Cut			2016	(142)	71 - 71	Cut	
Stephan Jaeger	2022	(143)	71 - 72	Cut		Chan Kim	2024	(143)	73 - 70	Cut	
	2023	287	72 - 69 - 70 - 76	68 - T	18,096		2025	(142)	71 - 71	Cut	
Jazz Janewattananond	2017	(146)	70 - 76	Cut		Michael Kim	2016	(151)	77 - 74	Cut	
	2020	(139)	70 - 69	Cut			2017	282	68 - 74 - 69 - 71	41 - T	24,150
Dustin Johnson	2008	214	73 - 69 - 72 - cut	74 - T	11,468		2019	(148)	72 - 76	Cut	
	2014	275	65 - 70 - 74 - 66	14 - T	102,400		2023	275	67 - 71 - 70 - 67	6 - T	293,625
	2020	(142)	71 - 71	Cut			2024	(144)	74 - 70	Cut	
							2025	275	71 - 69 - 68 - 67	16 - T	140,125
						S.H. Kim	2023	(147)	75 - 72	Cut	
							2024	285	66 - 71 - 69 - 79	61 - T	20,111
						Si Woo Kim	2016	(142)	72 - 70	Cut	
							2017	(145)	72 - 73	Cut	
							2018	280	69 - 73 - 65 - 73	66 - T	14,484
							2019	(147)	72 - 75	Cut	
							2020	(141)	69 - 72	Cut	
							2021	(72)	72 - x	wd	
							2023	280	67 - 70 - 70 - 73	29 - T	50,104
							2024	284	71 - 71 - 67 - 75	56 - T	20,839
							2025	277	73 - 64 - 69 - 71	28 - T	60,978

x - withdrew after 18 holes

INDIVIDUAL PLAYER PERFORMANCES

Name	Year	Score	Rounds	Finish	Money	Name	Year	Score	Rounds	Finish	Money
Tom Kim	2024	279	69 - 68 - 68 - 74	24 - T	70,866	Kelly Kraft	2012	286	71 - 71 - 64 - 80	57 - T	14,144
	2025	279	70 - 68 - 71 - 70	44 - T	32,775		2017	278	65 - 73 - 71 - 69	18 - T	86,940
Whee Kim	2015	282	72 - 68 - 71 - 71	65 - T	13,390		2018	(146)	68 - 78	Cut	
	2017	281	68 - 70 - 70 - 73	34 - T	34,106		2019	(145)	72 - 73	Cut	
	2018	278	71 - 67 - 68 - 72	58 - T	15,549	Matt Kuchar	2007	275	68 - 70 - 70 - 67	36 - T	25,230
	2019	(148)	74 - 74	Cut			2008	274	70 - 64 - 71 - 69	9	176,900
Chris Kirk	2008	214	72 - 70 - 72 - cut	74 - T	11,468		2009	273	70 - 68 - 65 - 70	27 - T	42,160
	2011	276	67 - 72 - 69 - 68	16 - T	67,877		2010	275	69 - 69 - 71 - 66	56 - T	14,012
Champion 2015	2012	275	71 - 69 - 70 - 65	5 - T	216,960		2011	276	71 - 67 - 67 - 71	16 - T	67,787
	2013	277	67 - 66 - 70 - 74	35 - T	30,217		2012	280	72 - 69 - 67 - 72	26 - T	47,360
	2014	275	73 - 64 - 67 - 71	14 - T	102,400		2013	267	65 - 65 - 69 - 68	2	691,200
	2015	268	68 - 69 - 65 - 66	1	1,170,000		2014	(142)	72 - 70	Cut	
	2016	274	70 - 70 - 65 - 69	15 - T	117,250		2016	271	73 - 67 - 63 - 68	6 - T	216,912
	2017	288	69 - 70 - 76 - 73	67 - T	14,145		2017	277	70 - 72 - 68 - 67	12 - T	131,100
	2018	272	66 - 71 - 67 - 68	11 - T	163,300		2018	275	67 - 73 - 65 - 70	32 - T	36,068
	2020	281	68 - 70 - 68 - 75	60 - T	16,650		2020	(139)	71 - 68	Cut	
	2021	286	71 - 69 - 69 - 77	69 - T	15,300		2021	280	74 - 67 - 69 - 70	50 - T	18,325
	2022	277	66 - 67 - 70 - 74	15 - T	132,300		2024	278	68 - 69 - 73 - 68	17 - T	12,835
	2023	(145)	72 - 73	Cut			2025	281	71 - 66 - 73 - 71	53 - T	22,262
	2024	(145)	71 - 74	Cut		Anirban Lahiri	2016	271	65 - 70 - 68 - 68	6 - T	216,912
	2025	(143)	69 - 74	Cut			2017	(147)	76 - 71	Cut	
Kevin Kisner	2014	(143)	75 - 68	Cut			2018	278	67 - 74 - 68 - 69	58 - T	15,549
	2015	270	67 - 69 - 67 - 67	5 - T	220,350		2019	284	68 - 71 - 72 - 73	53 - T	16,819
Champion 2017	2016	272	71 - 66 - 69 - 66	10 - T	167,500		2021	(149)	77 - 72	Cut	
	2017	270	67 - 67 - 70 - 66	1	1,242,000	Martin Laird	2010	267	69 - 67 - 66 - 65	10 - T	155,000
	2018	277	72 - 68 - 71 - 66	52 - T	16,472		2011	275	69 - 70 - 66 - 70	10 - T	137,433
	2019	(144)	72 - 72	Cut			2013	280	70 - 69 - 72 - 69	54 - T	14,400
	2020	273	67 - 69 - 68 - 69	29 - T	51,375		2014	277	70 - 69 - 69 - 69	30 - T	37,200
	2021	278	69 - 67 - 71 - 71	40 - T	29,625		2015	278	69 - 68 - 72 - 69	43 - T	18,993
	2022	(143)	73 - 70	Cut			2016	(142)	73 - 69	Cut	
	2023	(147)	74 - 73	Cut			2017	(145)	73 - 72	Cut	
	2024	287	71 - 71 - 66 - 79	65 - T	19,292		2018	(143)	70 - 73	Cut	
	2025	(141)	70 - 71	Cut			2019	284	72 - 69 - 68 - 75	53 - T	16,819
Kurt Kitayama	2022	282	71 - 65 - 70 - 76	40 - T	30,660		2024	281	66 - 73 - 69 - 73	37 - T	38,675
	2023	280	70 - 71 - 71 - 68	29 - T	50,104	Andrew Landry	2018	(147)	70 - 77	Cut	
	2025	276	69 - 69 - 67 - 73	22 - T	88,667		2019	(146)	77 - 69	Cut	
Patton Kizzire	2016	(147)	74 - 73	Cut			2020	277	68 - 70 - 69 - 70	49 - T	18,885
	2017	287	71 - 71 - 74 - 71	63 - T	14,559		2021	283	71 - 70 - 71 - 71	62 - T	16,425
	2018	279	71 - 70 - 68 - 70	64 - T	14,481	Bernhard Langer	1986	207	70 - 70 - 67	3 - T	31,200
	2019	(151)	78 - 73	Cut			2005	270	68 - 69 - 66 - 67	6 - T	163,600
	2020	(143)	74 - 69	Cut			2006	(145)	74 - 71	Cut	
	2021	270	67 - 65 - 71 - 67	3 - T	366,094		2007	266	65 - 68 - 66 - 67	2 - T	528,000
	2022	(142)	71 - 71	Cut			2020	(140)	70 - 70	Cut	
	2023	282	69 - 69 - 73 - 71	48 - T	22,881	Scott Langley	2013	(144)	71 - 73	Cut	
	2025	(144)	72 - 72	Cut			2014	284	71 - 70 - 74 - 69	68 - T	12,992
Jake Knapp	2025	(142)	70 - 72	Cut			2015	275	68 - 72 - 68 - 67	27 - T	45,175
Colt Knost	2008	(145)	71 - 74	Cut			2016	(142)	70 - 72	Cut	
	2011	(143)	72 - 71	Cut			2019	(146)	69 - 77	Cut	
	2012	(150)	74 - 76	Cut		Nate Lashley	2019	288	69 - 71 - 75 - 73	69	14,746
	2013	(147)	73 - 74	Cut			2020	(141)	72 - 69	Cut	
	2015	271	66 - 73 - 66 - 66	10 - T	134,875		2021	277	70 - 68 - 70 - 69	32 - T	40,125
	2016	285	68 - 70 - 75 - 72	67 - T	13,668		2022	(144)	72 - 72	Cut	
	2019	(145)	76 - 69	Cut			2023	(142)	68 - 74	Cut	
Russell Knox	2014	276	71 - 70 - 66 - 69	21 - T	58,453		2024	(143)	72 - 72	Cut	
	2015	274	71 - 67 - 69 - 67	24 - T	57,200		2025	(146)	73 - 73	Cut	
	2018	274	69 - 69 - 67 - 69	20 - T	64,196	Danny Lee	2009	276	69 - 67 - 71 - 69	46 - T	16,337
	2019	275	71 - 68 - 71 - 65	8 - T	197,100		2014	278	71 - 69 - 68 - 70	38 - T	26,240
	2020	(146)	75 - 71	Cut			2015	271	66 - 69 - 70 - 66	10 - T	134,875
	2021	(142)	73 - 69	Cut			2016	276	71 - 68 - 68 - 69	22 - T	69,680
	2022	277	68 - 68 - 70 - 71	15 - T	132,300		2017	273	70 - 64 - 69 - 70	6	248,400
	2023	293	69 - 72 - 76 - 76	72	17,487		2018	273	70 - 69 - 69 - 65	14 - T	117,150
Satoshi Kodaira	2018	274	66 - 67 - 71 - 70	20 - T	64,196		2019	283	69 - 71 - 71 - 72	48 - T	18,571
Ben Kohles	2013	281	67 - 67 - 71 - 76	62 - T	13,696		2020	(140)	70 - 70	Cut	
	2024	(144)	73 - 71	Cut			2021	278	72 - 66 - 69 - 71	40 - T	29,625
	2025	(141)	71 - 70	Cut			2022	279	73 - 64 - 77 - 65	23 - T	77,700
Brooks Koepka	2018	263	70 - 63 - 67 - 63	2	766,800	K.H. Lee	2019	286	72 - 69 - 71 - 74	64 - T	15,257
	2020	274	68 - 68 - 69 - 69	32 - T	41,875		2020	(145)	72 - 73	Cut	
Jason Kokrak	2013	273	66 - 71 - 68 - 68	18 - T	86,400		2022	(142)	70 - 72	Cut	
	2015	(147)	68 - 79	Cut			2023	285	68 - 69 - 75 - 73	57 - T	19,662
Champion 2021	2016	282	69 - 70 - 68 - 75	55 - T	15,008		2024	280	71 - 68 - 71 - 70	32 - T	51,961
	2017	(155)	75 - 80	Cut		Min Woo Lee	2022	(142)	71 - 71	Cut	
	2018	275	69 - 67 - 68 - 71	32 - T	36,068		2023	281	67 - 71 - 70 - 73	40 - T	31,755
	2020	266	67 - 70 - 65 - 64	3 - T	366,094		2024	279	69 - 68 - 68 - 74	24 - T	70,866
	2021	266	65 - 65 - 66 - 70	1	1,350,000						
	2022	288	69 - 71 - 76 - 72	67	17,724						

INDIVIDUAL PLAYER PERFORMANCES

Name	Year	Score	Rounds	Finish	Money	Name	Year	Score	Rounds	Finish	Money
Tom Lehman	1992	(145)	74 - 71	Cut		Gene Littler	1954	289	72 - 74 - 69 - 74	12 - T	708
	1993	271	72 - 65 - 65 - 69	11 - T	26,650		1955	291	77 - 71 - 70 - 73	16 - T	425
Champion	1994	271	66 - 66 - 69 - 70	5 - T	51,100	Champion	1956	290	73 - 71 - 73 - 73	13	625
1995	1995	271	67 - 68 - 68 - 68	1	252,000	1971	1957	290	68 - 74 - 73 - 75	8 - T	1,117
	1996	(145)	70 - 75	Cut			1958	294	70 - 73 - 73 - 78	22 - T	150
	1997	(141)	70 - 71	Cut			1959	292	71 - 77 - 73 - 71	21 - T	213
	1999	277	71 - 71 - 64 - 71	26 - T	21,140		1960	281	69 - 70 - 70 - 72	2 - T	2,500
	2001	275	67 - 68 - 68 - 72	15 - T	64,000		1961	284	72 - 70 - 67 - 75	4 - T	1,900
	2002	279	71 - 67 - 71 - 70	23 - T	38,270		1962	294	70 - 75 - 76 - 73	28 - T	262
	2003	(142)	73 - 69	Cut			1963	287	74 - 71 - 69 - 73	6 - T	2,200
	2005	278	72 - 68 - 70 - 68	44 - T	16,528		1964	285	71 - 71 - 68 - 75	3	4,000
	2006	283	72 - 67 - 73 - 71	65 - T	12,480		1965	282	69 - 71 - 73 - 69	8 - T	2,850
	2007	269	66 - 67 - 68 - 68	5 - T	228,000		1966	285	69 - 69 - 70 - 77	7 - T	2,887
	2008	(145)	73 - 72	Cut			1967	283	71 - 73 - 68 - 71	5	4,945
	2009	270	68 - 69 - 66 - 67	13 - T	112,840		1968	280	71 - 72 - 69 - 68	2	15,000
	2011	(141)	69 - 72	Cut			1969	292	73 - 68 - 75 - 76	47 - T	258
	2013	(140)	72 - 68	Cut			1970	274	69 - 72 - 66 - 67	2 - T	11,575
	2020	(139)	65 - 74	Cut			1971	283	72 - 68 - 74 - 69	1	25,000
Marc Leishman	2011	279	66 - 68 - 69 - 76	44 - T	17,918		1973	286	71 - 68 - 76 - 71	18 - T	1,875
	2012	286	72 - 68 - 74 - 72	57 - T	14,144		1974	(149)	72 - 77	Cut	
	2013	279	66 - 68 - 72 - 73	46 - T	16,864		1975	285	73 - 71 - 70 - 71	11 - T	5,063
	2014	276	69 - 68 - 67 - 72	21 - T	58,453		1976	(147)	76 - 71	Cut	
	2015	275	66 - 69 - 70 - 70	27 - T	45,175		1977	(148)	72 - 76	Cut	
	2016	273	68 - 67 - 69 - 69	13 - T	134,000		1978	292	73 - 71 - 74 - 74	65 - T	355
	2017	281	69 - 72 - 69 - 71	34 - T	34,106		1979	275	70 - 70 - 67 - 68	2 - T	26,400
	2020	(141)	69 - 72	Cut			1980	(144)	73 - 71	Cut	
Tom Lewis.....	2020	(140)	72 - 68	Cut			1982	287	70 - 73 - 73 - 71	37 - T	1,575
	2021	(147)	75 - 72	Cut			1983	(146)	75 - 71	Cut	
Bruce Lietzke	1975	(148)	72 - 76	Cut		Adam Long.....	2019	278	70 - 69 - 71 - 68	19 - T	79,387
	1976	287	72 - 74 - 69 - 72	35 - T	944		2020	(142)	75 - 67	Cut	
Champion	1977	281	71 - 71 - 72 - 67	11 - T	3,800		2021	276	70 - 68 - 71 - 67	20 - T	68,437
1980	1978	(147)	72 - 75	Cut			2022	281	68 - 71 - 73 - 69	35 - T	41,832
1992	1979	281	66 - 73 - 74 - 68	14 - T	4,950		2023	(142)	72 - 70	Cut	
	1980	271	63 - 68 - 71 - 69	1	54,000	Davis Love III	1986	(149)	77 - 72	Cut	
	1981	(148)	70 - 78	Cut			1987	269	69 - 69 - 65 - 66	2	64,800
	1982	283	71 - 74 - 69 - 69	15 - T	5,600		1988	(149)	79 - 70	Cut	
	1983	279	69 - 67 - 72 - 71	3 - T	23,200		1989	280	73 - 72 - 66 - 69	17 - T	13,533
	1984	281	68 - 72 - 70 - 71	18 - T	5,485		1990	283	71 - 70 - 72 - 70	35 - T	4,930
	1985	283	70 - 73 - 66 - 74	46 - T	1,500		1991	280	71 - 69 - 70 - 70	44 - T	3,628
	1986	211	70 - 70 - 71	18 - T	7,302		1992	274	65 - 69 - 68 - 72	16 - T	17,073
	1987	275	69 - 67 - 69 - 70	12 - T	11,400		1993	283	72 - 70 - 72 - 69	65 - T	2,678
	1988	287	70 - 71 - 73 - 73	59 - T	1,672		1994	281	72 - 69 - 71 - 69	42 - T	4,900
	1989	285	75 - 69 - 70 - 71	39 - T	4,100		1995	286	70 - 68 - 74 - 74	58 - T	3,108
	1990	284	70 - 73 - 69 - 72	40 - T	4,100		1996	277	72 - 70 - 68 - 67	5	60,000
	1991	275	66 - 69 - 70 - 70	18 - T	15,648		1997	285	70 - 70 - 74 - 71	70 - T	3,184
	1992	267	69 - 68 - 64 - 66	1*	234,000		1999	275	72 - 66 - 68 - 69	11 - T	50,680
	1993	277	69 - 72 - 70 - 66	33 - T	6,034		2000	270	67 - 66 - 69 - 68	2 - T	290,400
	1994	280	67 - 72 - 69 - 72	30 - T	7,478		2002	274	70 - 70 - 67 - 67	5 - T	163,400
	1995	281	67 - 70 - 74 - 70	29 - T	9,310		2004	281	74 - 67 - 72 - 68	35 - T	25,572
	1996	282	71 - 71 - 68 - 72	20 - T	14,683		2005	(142)	71 - 71	Cut	
	1997	276	69 - 68 - 68 - 71	22 - T	13,047		2006	274	70 - 69 - 67 - 68	17 - T	75,900
	1998	277	67 - 69 - 67 - 74	29 - T	15,295		2007	278	69 - 68 - 70 - 69	58 - T	13,320
	1999	(148)	76 - 72	Cut			2009	(143)	70 - 73	Cut	
	2000	(148)	74 - 74	Cut			2010	(144)	71 - 73	Cut	
	2001	284	71 - 71 - 69 - 73	58 - T	8,840		2011	(141)	70 - 71	Cut	
			<i>* won sudden-death playoff.</i>				2012	(146)	75 - 71	Cut	
Nicholas Lindheim	2018	275	70 - 72 - 69 - 64	32 - T	36,068		2013	(144)	76 - 68	Cut	
David Lingmerth.....	2013	273	72 - 64 - 72 - 65	18 - T	86,400		2014	285	72 - 69 - 74 - 70	70 - T	12,672
	2014	273	72 - 69 - 66 - 66	5 - T	216,960		2017	(155)	76 - 79	Cut	
	2015	276	71 - 70 - 70 - 65	33 - T	31,525	Dru Love.....	2019	(158)	78 - 80	Cut	
	2017	277	71 - 72 - 67 - 67	12 - T	131,100	Tom Lovelady.....	2018	278	67 - 69 - 70 - 72	58 - T	15,549
	2018	(147)	72 - 75	Cut		Justin Lower	2023	285	70 - 68 - 73 - 74	57 - T	9,662
	2023	(149)	75 - 74	Cut			2024	(146)	71 - 75	Cut	
David Lipsky.....	2022	283	71 - 68 - 73 - 71	48 - T	22,092		2025	(142)	71 - 71	Cut	
	2023	278	67 - 69 - 69 - 73	16 - T	132,675	Shane Lowry	2020	(144)	71 - 73	Cut	
	2024	276	70 - 69 - 66 - 71	9 - T	247,975	Curtis Luck	2017	281	68 - 73 - 71 - 69	34 - T	34,106
	2025	(144)	72 - 72	Cut		Robert MacIntyre	2024	(144)	70 - 74	Cut	
Luke List.....	2013	(145)	70 - 75	Cut			2025	273	68 - 70 - 64 - 71	6 - T	299,725
	2017	(148)	74 - 74	Cut							
	2021	(142)	74 - 68	Cut							
	2023	285	70 - 70 - 71 - 74	57 - T	19,662						
	2024	(144)	70 - 74	Cut							
	2025	278	71 - 69 - 67 - 71	36 - T	38,675						

INDIVIDUAL PLAYER PERFORMANCES

Name	Year	Score	Rounds	Finish	Money	Name	Year	Score	Rounds	Finish	Money		
Hunter Mahan	2004	287	70 - 71 - 71 - 75	63 - T	11,130	George McNeill	2008	278	69 - 71 - 68 - 70	33 - T	31,546		
	2005	278	72 - 67 - 70 - 69	44 - T	16,528		2009	275	68 - 70 - 68 - 69	41 - T	22,940		
	2006	285	69 - 72 - 72 - 72	71 - T	11,760		2010	(143)	68 - 75	Cut			
	2007	(140)	69 - 71	Cut			2011	(147)	73 - 74	Cut			
	2008	(147)	75 - 72	Cut			2012	289	72 - 69 - 72 - 76	70 - T	12,736		
	2009	273	69 - 67 - 68 - 69	27 - T	42,160		2014	276	68 - 72 - 68 - 68	21 - T	58,453		
	2010	(140)	73 - 67	Cut			2015	270	65 - 69 - 69 - 67	5 - T	220,350		
	2011	275	67 - 69 - 69 - 70	10 - T	137,433		2016	(142)	72 - 70	Cut			
	2012	282	69 - 71 - 68 - 74	37 - T	29,440		Mac Meissner	2024	275	71 - 70 - 66 - 68	5 - T	323,619	
	2013	275	69 - 68 - 68 - 70	26 - T	47,360			2025	277	71 - 69 - 68 - 69	28 - T	60,978	
	2014	282	66 - 71 - 70 - 75	60 - T	13,952			Troy Merritt	2016	275	69 - 70 - 68 - 68	17 - T	93,800
	2015	279	67 - 71 - 71 - 70	53 - T	14,976		2020		(144)	73 - 71	Cut		
	2016	(143)	69 - 74	Cut			2021		273	68 - 71 - 69 - 65	7	253,125	
	Peter Malnati	2017	(146)	73 - 73	Cut			2022	285	73 - 66 - 72 - 74	57 - T	18,984	
		2016	(146)	74 - 72	Cut			2023	(143)	68 - 75	Cut		
		2019	282	74 - 67 - 72 - 69	40 - T		26,280	2024	282	70 - 72 - 70 - 70	45 - T	27,100	
		2021	(144)	74 - 70	Cut			Phil Mickelson	1993	(150)	76 - 74	Cut	
2022		(143)	72 - 71	Cut		1994	272		68 - 68 - 71 - 65	8	43,400		
2023		280	69 - 67 - 72 - 72	29 - T	50,104	Champion 2000 2008	1995		282	69 - 71 - 73 - 69	33 - T	7,087	
2024		281	72 - 69 - 73 - 67	37 - T	38,675		1997	276	70 - 64 - 70 - 72	22 - T	13,047		
2025		283	70 - 68 - 69 - 76	66 - T	19,950		1998	(150)	78 - 72	Cut			
Stephen Marino		2007	273	69 - 68 - 71 - 65	24 - T	49,800	1999	275	72 - 63 - 70 - 70	11 - T	50,680		
		2008	275	68 - 70 - 71 - 66	10 - T	140,300	2000	268	67 - 68 - 70 - 63	1	594,000		
	2009	263	66 - 67 - 62 - 68	2 - T	545,600	2001	269	65 - 68 - 66 - 70	2 - T	352,000			
	2010	(140)	68 - 72	Cut		2002	279	73 - 70 - 69 - 67	23 - T	38,270			
	2011	276	66 - 70 - 69 - 71	16 - T	67,787	2003	273	67 - 70 - 68 - 68	13 - T	91,000			
	2016	(143)	75 - 68	Cut		2004	281	71 - 66 - 70 - 74	35 - T	25,572			
	2014	276	70 - 68 - 69 - 69	21 - T	58,453	2005	275	71 - 69 - 68 - 67	26 - T	40,600			
Ben Martin	2015	271	66 - 71 - 68 - 66	10 - T	134,875	2008	266	65 - 68 - 65 - 68	1	1,098,000			
	2016	278	68 - 68 - 71 - 71	29 - T	43,550	2010	(144)	71 - 73	Cut				
	2017	285	71 - 70 - 71 - 73	57 - T	15,387	2017	280	67 - 75 - 69 - 69	29 - T	44,850			
	2018	275	66 - 71 - 68 - 70	32 - T	36,068	2020	(140)	69 - 71	Cut				
	2023	285	69 - 69 - 68 - 79	57 - T	19,662	2021	(142)	73 - 69	Cut				
	2024	281	69 - 70 - 69 - 73	37 - T	38,675	Cary Middlecoff	1946	(76)	76 - x	wd			
	2014	274	69 - 70 - 64 - 71	10 - T	153,600		1947	284	75 - 70 - 69 - 70	6 - T	700		
	2025	278	69 - 69 - 67 - 73	36 - T	38,675		1948	290	70 - 73 - 69 - 78	16 - T	265		
	1998	276	70 - 67 - 67 - 72	18 - T	24,485		1950	283	72 - 69 - 71 - 71	5 - T	850		
	1999	281	72 - 69 - 72 - 68	47 - T	7,532		1951	282	69 - 71 - 69 - 73	1	3,000		
2001	277	68 - 67 - 72 - 70	22 - T	40,000	1952		287	72 - 68 - 74 - 73	6	900			
2002	280	70 - 70 - 69 - 71	28 - T	29,240	1953		287	72 - 73 - 73 - 69	2 - T	2,500			
2003	(150)	74 - 76	Cut		1954		288	75 - 74 - 67 - 72	10 - T	950			
2006	279	70 - 70 - 70 - 69	45 - T	15,818	1955		287	74 - 71 - 70 - 72	4 - T	1,430			
2020	(143)	71 - 72	Cut		1956		296	73 - 75 - 71 - 77	30 - T				
Denny McCarthy	2019	(143)	72 - 71	Cut			1957	296	78 - 74 - 70 - 74	27 - T			
	2020	283	70 - 68 - 73 - 72	66	15,975		1958	292	71 - 73 - 71 - 77	18 - T	308		
	2021	(145)	73 - 72	Cut			1959	297	75 - 77 - 69 - 76	30	100		
	2022	280	68 - 68 - 71 - 73	27 - T	56,332	1960	(153)	75 - 78 - y	wd				
	2023	(142)	71 - 71	Cut		1961	300	79 - 72 - 75 - 74	44 - T	100			
	2024	279	70 - 66 - 70 - 73	24 - T	70,866	1962	298	75 - 73 - 72 - 78	39 - T	100			
	2025	(141)	70 - 71	Cut		1963	301	72 - 76 - 79 - 74	53	150			
Matt McCarty	2020	(140)	72 - 68	Cut		1964	301	76 - 75 - 74 - 76	50 - T	155			
	Tyler McCumber	2021	280	69 - 71 - 71 - 69	50 - T	18,325	<i>x - cut hand forced withdrawal after 18 holes. y - back injury forced withdrawal after 36 holes.</i>						
		Graeme McDowell	2017	280	66 - 70 - 72 - 72	29 - T	44,850	Keith Mitchell	2020	282	67 - 71 - 71 - 73	64 - T	16,200
			2019	292	71 - 71 - 78 - 72	73	14,162		2021	(144)	73 - 71	Cut	
			2020	(139)	69 - 70	Cut			2024	281	72 - 67 - 66 - 76	37 - T	38,675
2021	(148)		74 - 74	Cut		2025	278		73 - 67 - 68 - 70	36 - T	38,675		
William McGirt	2011	277	69 - 67 - 69 - 72	31 - T	33,687	Bryce Molder	2010	264	65 - 62 - 67 - 70	5 - T	235,600		
	2012	287	70 - 71 - 73 - 73	63 - T	13,568		2011	(140)	72 - 68	Cut			
	2013	(145)	73 - 72	Cut			2012	281	72 - 64 - 75 - 70	31 - T	37,120		
	2014	276	72 - 67 - 67 - 70	21 - T	58,453		2013	282	67 - 70 - 69 - 76	66 - T	13,248		
	2015	276	73 - 66 - 67 - 70	33 - T	31,525		2014	279	70 - 70 - 67 - 72	45 - T	18,304		
	2016	281	69 - 72 - 70 - 70	47 - T	17,001		2015	280	72 - 68 - 68 - 72	58 - T	14,365		
	2017	286	72 - 70 - 70 - 74	61 - T	14,973		2016	272	64 - 69 - 70 - 69	10 - T	167,500		
	2018	275	70 - 67 - 67 - 71	32 - T	36,068		2017	(147)	77 - 70	Cut			
	2022	284	68 - 66 - 74 - 76	52 - T	20,009		Francesco Molinari	2019	284	71 - 70 - 70 - 73	53 - T	16,819	
	2025	283	69 - 68 - 74 - 72	66 - T	19,950			Ryan Moore	2006	283	70 - 71 - 72 - 70	65 - T	12,480
Rory McIlroy	2020	274	68 - 63 - 69 - 74	32 - T	41,875	2007			274	71 - 66 - 66 - 71	29 - T	37,329	
	2018	276	69 - 72 - 70 - 75	42 - T	21,811	2008	281		71 - 68 - 71 - 71	52 - T	14,082		
Maverick McNealy	2020	274	69 - 69 - 66 - 70	32 - T	41,875	2009	(141)		68 - 73	Cut			
	2021	276	70 - 63 - 71 - 72	20 - T	68,437	2010	(141)		72 - 69	Cut			
	2022	(142)	71 - 71	Cut		2012	280		72 - 66 - 70 - 68	26 - T	47,360		
	2023	283	71 - 70 - 74 - 68	52 - T	20,837	2013	(147)		78 - 69	Cut			
	2024	278	70 - 72 - 70 - 66	17 - T	120,835	2017	288		67 - 73 - 76 - 72	67 - T	14,145		
	2025	(144)	72 - 72	Cut		2020	(140)	66 - 74	Cut				
						2024	288	69 - 68 - 70 - 81	69	18,837			

*indicates amateur

INDIVIDUAL PLAYER PERFORMANCES

Name	Year	Score	Rounds	Finish	Money	Name	Year	Score	Rounds	Finish	Money
Taylor Moore	2022	(147)	76 - 71	Cut		Geoff Ogilvy	2001	279	70 - 70 - 68 - 71	34 - T	20,200
	2023	(144)	69 - 75	Cut			2002	(147)	76 - 71	Cut	
	2024	(144)	69 - 75	Cut			2003	(147)	72 - 75	Cut	
	2025	285	69 - 71 - 74 - 71	73 - T	18,810		2004	287	74 - 69 - 69 - 75	63 - T	11,130
Collin Morikawa	2020	265	64 - 67 - 67 - 67	2	817,500		2005	277	71 - 67 - 64 - 75	38 - T	23,520
	2021	275	69 - 66 - 72 - 68	14 - T	125,625		2008	273	72 - 64 - 69 - 68	7 - T	196,725
	2022	282	70 - 71 - 70 - 71	40 - T	30,660		2009	278	70 - 71 - 71 - 70	59 - T	13,516
	2023	280	73 - 67 - 70 - 70	29 - T	50,104		2010	268	70 - 67 - 67 - 64	13 - T	99,889
	2024	272	68 - 69 - 67 - 68	4	445,900		2012	279	70 - 70 - 70 - 69	19 - T	72,229
William Mouw	2025	(148)	73 - 75	Cut			2014	(143)	69 - 74	Cut	
Trey Mullinax	2018	278	69 - 70 - 70 - 69	58 - T	15,549		2015	278	69 - 70 - 70 - 69	43 - T	18,993
	2019	282	67 - 69 - 75 - 71	40 - T	26,280		2016	(149)	72 - 77	Cut	
	2022	(149)	71 - 78	Cut			2017	284	71 - 73 - 71 - 69	53 - T	15,973
	2025	(142)	71 - 71	Cut		*Andy Ogletree	2020	(142)	73 - 69	Cut	
Sebastian Munoz	2020	(141)	71 - 70	Cut		Sean O'Hair	2008	277	72 - 70 - 66 - 69	26 - T	43,310
	2021	270	67 - 65 - 70 - 68	3 - T	366,094		2009	271	65 - 64 - 70 - 72	18 - T	83,700
	2022	283	70 - 70 - 70 - 73	48 - T	22,092		2010	(140)	70 - 70	Cut	
Grayson Murray	2018	(146)	70 - 76	Cut			2011	276	71 - 68 - 69 - 68	16 - T	67,787
	2024	(68)	68 - x	x			2013	(144)	72 - 72	Cut	
			<i>X - withdrew after 18 holes.</i>				2014	283	69 - 69 - 70 - 75	63 - T	13,440
Kevin Na	2004	x	x	wd			2015	(142)	71 - 71	Cut	
	2005	273	65 - 71 - 71 - 66	17 - T	81,200		2016	279	67 - 72 - 69 - 71	34 - T	32,411
Champion 2019	2008	282	70 - 71 - 70 - 71	59 - T	13,298		2017	271	67 - 68 - 70 - 66	2 - T	515,200
	2009	269	66 - 68 - 66 - 69	9 - T	161,200		2018	(146)	72 - 74	Cut	
	2010	269	67 - 68 - 65 - 69	22 - T	59,520	Thorbjorn Olesen	2025	280	73 - 66 - 71 - 70	46 - T	25,881
	2011	278	69 - 65 - 70 - 74	40 - T	24,800	Louis Oosthuizen	2012	279	71 - 67 - 68 - 73	19 - T	72,229
	2012	278	70 - 71 - 71 - 66	13 - T	113,067		2014	278	72 - 68 - 67 - 71	45 - T	18,304
	2014	(142)	71 - 71	Cut			2015	210	71 - 68 - 71 - x	wd	
	2015	271	64 - 66 - 69 - 72	10 - T	134,875		2016	(144)	73 - 71	Cut	
	2016	280	70 - 68 - 73 - 69	42 - T	23,450		2018	270	67 - 71 - 64 - 68	5 - T	259,150
	2018	266	62 - 73 - 70 - 61	4	340,800		2020	279	69 - 69 - 69 - 72	55 - T	17,475
	2019	267	70 - 62 - 69 - 66	1	1,314,000			<i>x - withdrew after 54 holes with injury.</i>			
	2020	(139)	72 - 67	Cut		Carlos Ortiz	2015	280	70 - 70 - 69 - 71	58 - T	14,365
	2021	277	73 - 65 - 71 - 68	32 - T	40,125		2019	(145)	76 - 69	Cut	
	2022	275	67 - 71 - 68 - 69	7 - T	246,540		2020	(144)	69 - 75	Cut	
			<i>x - withdrew after 12 holes.</i>				2021	278	70 - 6 - 9 - 71 - 68	40 - T	29,625
Matthew Nesmith	2020	277	70 - 67 - 70 - 70	49 - T	18,885		2022	(142)	74 - 68	Cut	
	2021	(149)	73 - 76	Cut		John Pak	2022	(148)	73 - 75	Cut	
	2022	285	69 - 71 - 72 - 73	57 - T	18,984		2025	277	63 - 68 - 73 - 73	28 - T	60,978
	2023	282	70 - 69 - 73 - 70	48 - T	22,881	Arnold Palmer	1955	312	81 - 79 - 80 - 72	43	
	2024	279	69 - 68 - 72 - 70	24 - T	70,866		1956	296	73 - 71 - 76 - 76	30 - T	
Jack Nicklaus	1961*	297	75 - 74 - 76 - 72	38		Champion 1962	1957	298	70 - 74 - 75 - 79	33 - T	
	1962	283	69 - 71 - 74 - 69	4	2,000		1958	289	65 - 77 - 73 - 74	12 - T	662
Champion 1982	1963	284	71 - 69 - 74 - 70	3	3,500		1959	291	73 - 74 - 69 - 75	17 - T	331
	1964	292	76 - 72 - 71 - 73	21 - T	775		1960	289	71 - 70 - 73 - 75	22 - T	243
	1967	285	72 - 71 - 72 - 70	8 - T	3,258		1961	286	68 - 73 - 69 - 76	6 - T	1,700
	1969	282	68 - 70 - 73 - 71	4 - T	5,487		1962	281	67 - 72 - 66 - 76	1*	7,000
	1970	283	71 - 70 - 69 - 73	17 - T	1,456		1963	299	74 - 75 - 75 - 75	44 - T	170
	1974	277	71 - 69 - 69 - 68	2	28,500		1964	287	75 - 71 - 69 - 72	4 - T	3,160
	1975	287	67 - 75 - 70 - 75	18 - T	3,250		1965	287	73 - 74 - 70 - 70	17 - T	1,300
	1982	273	66 - 70 - 70 - 67	1	63,000		1967	284	73 - 73 - 67 - 71	6 - T	4,140
	1983	284	66 - 75 - 74 - 69	28 - T	2,720		1969	290	73 - 68 - 80 - 69	37 - T	574
Joaquin Niemann	2018	271	68 - 72 - 65 - 66	8 - T	205,900		1974	(147)	74 - 73	Cut	
	2019	281	71 - 70 - 70 - 70	31 - T	39,663		1975	(149)	71 - 78	Cut	
	2020	274	72 - 65 - 72 - 65	32 - T	41,875		1982	295	68 - 73 - 78 - 76	76 - T	655
	2021	280	69 - 69 - 72 - 70	50 - T	18,325			<i>* - 1962 Playoff: Palmer 69; Pott 73.</i>			
Seung-Yul Noh	2012	281	70 - 69 - 71 - 70	31 - T	37,120	Johnny Palmer	1947	283	70 - 69 - 74 - 70	3 - T	1,100
	2013	281	69 - 69 - 69 - 74	62 - T	13,696		1948	288	69 - 73 - 70 - 76	10 - T	525
	2014	(146)	72 - 74	Cut		Champion 1954	1950	286	70 - 75 - 71 - 70	7 - T	625
	2016	280	67 - 68 - 70 - 75	42 - T	23,450		1951	288	71 - 70 - 75 - 72	9 - T	550
	2017	(76)	76 - x	wd			1952	296	73 - 71 - 77 - 75	21 - T	238
			<i>x - withdrew after 18 holes.</i>				1953	298	76 - 72 - 71 - 79	24	175
Alex Noren	2020	281	67 - 71 - 67 - 76	60 - T	16,650		1954	280	70 - 72 - 69 - 69	1	5,000
	2023	280	68 - 69 - 74 - 69	29 - T	50,104		1955	291	70 - 74 - 72 - 75	16 - T	425
Henrik Norlander	2013	285	69 - 70 - 75 - 71	73 - T	12,288		1956	294	73 - 76 - 72 - 73	23 - T	212
	2020	(139)	70 - 69	Cut			1957	300	74 - 76 - 74 - 76	38	
	2021	280	69 - 72 - 69 - 70	50 - T	18,325		1958	299	70 - 78 - 75 - 76	38	
	2023	(148)	76 - 72	Cut			1959	295	75 - 74 - 73 - 74	26 - T	100
	2025	282	69 - 69 - 72 - 72	59 - T	20,995		1960	288	69 - 76 - 72 - 71	14 - T	498
Vincent Norman	2023	282	70 - 71 - 71 - 70	48 - T	22,881		1961	302	76 - 78 - 74 - 74	48 - T	100
	2024	289	72 - 70 - 70 - 77	70 - T	18,564		1964	331	87 - 81 - 82 - 81	69	155
Andrew Novak	2023	281	68 - 66 - 74 - 73	40 - T	31,755		1965	(241)	78 - 80 - 83 - x	wd	150
	2024	(143)	73 - 70	Cut			1966	312	76 - 76 - 81 - 79	67	165
	2025	274	67 - 69 - 67 - 71	11 - T	203,775		1970	(155)	77 - 78	Cut	
			<i>x - withdrew after 54 holes.</i>								

INDIVIDUAL PLAYER PERFORMANCES

Name	Year	Score	Rounds	Finish	Money	Name	Year	Score	Rounds	Finish	Money
Ryan Palmer	2004	(146)	70 - 76	Cut		Cameron Percy	2017	(148)	73 - 75	Cut	
	2005	284	70 - 70 - 72 - 72	69 - T	11,256		2021	(143)	72 - 71	Cut	
	2006	280	66 - 71 - 75 - 68	56 - T	13,260	Mito Pereira	2022	275	70 - 66 - 68 - 71	7 - T	246,540
	2007	285	70 - 69 - 73 - 73	70	12,000	Pat Perez	2002	285	72 - 66 - 74 - 73	56 - T	9,675
	2008	276	70 - 70 - 69 - 67	15 - T	80,409		2003	(72)	72 - x	wd	
	2009	274	69 - 63 - 70 - 72	34 - T	30,646		2005	278	71 - 67 - 69 - 71	44 - T	16,528
	2010	(139)	72 - 67	Cut			2007	268	66 - 67 - 69 - 66	4	288,000
	2011	277	69 - 69 - 66 - 73	31 - T	33,687		2008	272	72 - 68 - 67 - 65	6	219,600
	2012	275	68 - 67 - 70 - 70	5 - T	216,960		2010	267	69 - 68 - 63 - 67	10 - T	155,000
	2013	272	62 - 72 - 71 - 67	14 - T	112,000		2011	283	71 - 68 - 73 - 71	62 - T	13,268
	2014	273	69 - 69 - 68 - 67	5 - T	216,960		2012	287	69 - 74 - 70 - 74	63 - T	13,568
	2015	(142)	69 - 73	Cut			2013	y	wd		
	2016	267	66 - 67 - 66 - 68	3 - T	388,600		2014	(144)	71 - 73	Cut	
	2017	290	72 - 70 - 77 - 71	70 - T	13,731		2015	270	69 - 69 - 68 - 64	5 - T	220,350
	2018	(150)	73 - 77	Cut			2017	(146)	73 - 73	Cut	
	2019	274	68 - 69 - 68 - 69	6 - T	253,675		2018	276	70 - 70 - 71 - 65	42 - T	21,811
	2020	(144)	72 - 72	Cut			2019	(73)	73 - x	wd	
	2021	277	74 - 66 - 68 - 69	32 - T	40,125		2020	277	69 - 69 - 70 - 69	49 - T	18,885
	2022	282	69 - 69 - 71 - 73	40 - T	30,660		2021	279	70 - 70 - 65 - 74	45 - T	22,335
	2023	(142)	72 - 70	Cut			2022	276	67 - 66 - 72 - 71	12 - T	178,500
	2024	(147)	69 - 78	Cut							
	2025	(145)	72 - 73	Cut							
Rod Pamplung	2002	291	72 - 71 - 73 - 75	66 - T	8,901	Victor Perez	2020	(145)	71 - 74	Cut	
	2003	(142)	75 - 67	Cut			2024	283	70 - 71 - 71 - 71	50 - T	22,234
	2004	283	72 - 71 - 69 - 71	44 - T	16,024		2025	286	70 - 67 - 73 - 76	75	18,810
	2005	270	66 - 67 - 68 - 69	6 - T	163,600	Kenny Perry	1987	(141)	74 - 67	(Rain cut)	1,236
	2006	270	67 - 63 - 70 - 70	3	408,000		1990	278	69 - 71 - 71 - 67	11	22,000
	2007	271	67 - 69 - 70 - 65	12 - T	114,000	Champion	1991	283	73 - 69 - 70 - 71	63 - T	2,556
	2008	267	69 - 67 - 63 - 68	2 - T	536,800	2003	1992	281	70 - 72 - 71 - 68	59 - T	2,847
	2009	280	73 - 66 - 67 - 74	68 - T	12,524	2005	1993	277	70 - 70 - 66 - 71	33 - T	6,034
	2010	(140)	70 - 70	Cut			1994	277	73 - 67 - 69 - 68	18 - T	18,900
	2011	275	65 - 69 - 71 - 70	10 - T	137,433		1995	282	73 - 68 - 74 - 67	33 - T	7,087
	2012	(145)	73 - 72	Cut			1996	(147)	75 - 72	Cut	
	2014	(142)	70 - 72	Cut			1998	272	68 - 65 - 69 - 70	6 - T	79,925
	2017	(149)	75 - 74	Cut			1999	279	73 - 66 - 73 - 67	33 - T	14,793
	2018	(150)	72 - 78	Cut			2000	281	70 - 71 - 70 - 70	41 - T	12,210
	2019	(145)	73 - 73	Cut			2001	278	72 - 67 - 70 - 69	26 - T	27,800
C.T. Pan	2017	(147)	71 - 76	Cut			2002	272	70 - 66 - 69 - 67	2 - T	378,400
	2018	274	68 - 71 - 70 - 65	20 - T	64,196		2003	261	68 - 64 - 61 - 68	1	900,000
	2019	272	68 - 67 - 68 - 69	3 - T	423,400		2004	276	67 - 71 - 70 - 68	12 - T	116,600
	2020	(142)	72 - 70	Cut			2005	261	65 - 63 - 64 - 69	1	1,008,000
	2021	277	71 - 67 - 69 - 70	32 - T	40,125		2006	277	66 - 70 - 70 - 71	37 - T	28,200
	2022	284	69 - 69 - 74 - 72	52 - T	20,008		2007	(142)	70 - 72	Cut	
	2024	281	69 - 70 - 68 - 74	37 - T	38,675		2008	280	70 - 69 - 71 - 70	46 - T	16,592
Jeremy Paul	2025	282	70 - 68 - 71 - 73	59 - T	20,995		2009	274	64 - 72 - 68 - 70	34 - T	30,646
Corey Pavin	1984	281	70 - 69 - 73 - 69	18 - T	5,485		2010	269	68 - 64 - 67 - 70	22 - T	59,520
	1985	266	66 - 64 - 68 - 68	1	90,000		2011	(141)	69 - 72	Cut	
Champion	1986	212	70 - 68 - 74	25 - T	4,387		2015	(143)	70 - 73	Cut	
1985	1987	278	70 - 70 - 68 - 70	25 - T	4,680		2019	(80)	80 - x	wd	
1996	1988	286	74 - 68 - 71 - 73	48 - T	1,818						
	1989	285	70 - 73 - 68 - 74	39 - T	4,100	Carl Pettersson	2003	276	71 - 69 - 68 - 68	28 - T	32,536
	1990	275	66 - 71 - 70 - 68	2 - T	74,667		2004	285	67 - 74 - 73 - 71	54 - T	11,978
	1991	278	71 - 66 - 71 - 70	33 - T	6,206		2006	(142)	72 - 70	Cut	
	1992	267	68 - 64 - 70 - 65	2	140,400		2007	277	74 - 65 - 70 - 68	52 - T	13,920
	1993	270	70 - 65 - 67 - 68	9 - T	36,400		2008	278	72 - 69 - 70 - 67	33 - T	31,546
	1994	274	68 - 67 - 69 - 70	9 - T	37,800		2009	279	71 - 68 - 69 - 71	64 - T	12,958
	1995	(143)	72 - 71	Cut			2010	269	65 - 66 - 70 - 68	22 - T	59,520
	1996	272	69 - 67 - 67 - 69	1	270,000		2012	280	70 - 69 - 71 - 70	26 - T	47,360
	1997	280	71 - 68 - 71 - 70	54 - T	3,584		2013	277	66 - 69 - 73 - 69	35 - T	30,217
	1998	280	73 - 66 - 69 - 72	41 - T	7,626		2014	(145)	72 - 73	Cut	
	1999	275	69 - 64 - 74 - 68	11 - T	50,680		2015	(149)	77 - 72	Cut	
	2000	(149)	76 - 73	Cut			2016	(144)	73 - 71	Cut	
	2001	273	68 - 64 - 73 - 68	8 - T	116,000	Chandler Phillips	2024	277	70 - 69 - 69 - 69	12 - T	180,635
	2002	280	68 - 71 - 69 - 72	28 - T	29,240		2025	(142)	68 - 74	Cu	
	2003	276	68 - 70 - 69 - 69	28 - T	32,536	Scott Piercy	2009	(149)	73 - 76	dq	
	2004	280	70 - 70 - 72 - 68	31 - T	32,536		2010	(142)	71 - 71	Cut	
	2005	275	70 - 66 - 68 - 71	26 - T	40,600		2013	275	69 - 69 - 70 - 67	26 - T	47,360
	2006	272	71 - 67 - 68 - 66	11	150,000		2015	278	70 - 69 - 68 - 71	43 - T	18,993
	2007	(142)	70 - 72	Cut			2016	285	71 - 67 - 78 - 69	67 - T	13,668
	2008	276	67 - 69 - 69 - 71	15 - T	80,409		2017	274	68 - 66 - 72 - 68	7 - T	215,050
	2009	271	71 - 69 - 66 - 65	18 - T	83,700		2018	(145)	73 - 72	Cut	
	2010	265	67 - 64 - 67 - 67	7 - T	199,950		2019	278	70 - 68 - 68 - 72	19 - T	79,387
	2011	(146)	75 - 71	Cut			2020	282	67 - 71 - 73 - 71	64 - T	16,200
	2012	281	71 - 70 - 67 - 73	31 - T	37,120		2021	(144)	72 - 72	dq	
	2013	(140)	71 - 69	Cut			2022	(145)	72 - 73	Cut	
	2014	(142)	70 - 72	Cut			2023	281	69 - 68 - 72 - 72	40 - T	31,755
	2015	(148)	73 - 75	Cut		Martin Piller	2016	271	66 - 66 - 68 - 71	6 - T	216,912
	2025	(151)	73 - 78	Cut			2017	(146)	75 - 71	Cut	
							2018	286	67 - 71 - 70 - 78	77 - T	13,135

INDIVIDUAL PLAYER PERFORMANCES

Name	Year	Score	Rounds	Finish	Money	Name	Year	Score	Rounds	Finish	Money
James Piot*	2022	(149)	73 - 76	Cut		Tom Purtzer	1977	(149)	74 - 75	Cut	
Dan Pohl	1980	279	72 - 70 - 69 - 68	16 - T	4,209	1978	279	70 - 68 - 68 - 73	8 - T	5,020	
	1981	289	71 - 72 - 71 - 75	40 - T	1,140	1979	284	69 - 76 - 68 - 71	36 - T	1,447	
Champion	1982	288	72 - 73 - 72 - 71	42 - T	1,018	Champion	1980	287	71 - 70 - 74 - 72	58 - T	660
1986	1983	288	68 - 73 - 71 - 76	42 - T	1,322	1981	(145)	71 - 74	(Rain cut)	627	
	1984	280	69 - 68 - 74 - 69	15 - T	8,500	1982	280	69 - 74 - 67 - 70	5 - T	12,294	
	1985	(145)	75 - 70	Cut		1983	(151)	75 - 76	x		
	1986	205	68 - 69 - 68	1*	108,000	1984	287	73 - 71 - 71 - 72	57 - T	1,125	
	1987	270	69 - 67 - 66 - 68	3	40,800	1985	286	69 - 71 - 74 - 72	61 - T	1,080	
	1988	289	73 - 69 - 71 - 76	64 - T	1,590	1986	(80)	80 - y	wd		
	1989	293	72 - 72 - 76 - 73	68 - T	2,030	1987	(141)	69 - 72	(Rain cut)	1,236	
	1991	276	71 - 67 - 70 - 68	23 - T	10,380	1988	279	74 - 68 - 68 - 69	16 - T	10,875	
	1992	(149)	76 - 73	Cut		1989	282	76 - 70 - 66 - 70	26 - T	7,400	
	1993	(145)	71 - 74	Cut		1990	279	67 - 70 - 73 - 69	15 - T	16,000	
	1994	(146)	69 - 77	Cut		1991	267	70 - 66 - 67 - 64	1	216,000	
	1995	284	68 - 72 - 75 - 69	46 - T	3,808	1992	(144)	72 - 72	Cut		
	1996	294	72 - 71 - 73 - 78	75	2,850	1993	(144)	73 - 71	Cut		
	1998	282	70 - 66 - 77 - 69	53 - T	5,156	1994	279	71 - 69 - 70 - 69	25 - T	10,920	
	1999	284	70 - 69 - 77 - 68	62 - T	5,992	1995	(147)	71 - 76	Cut		
	2000	(79)	79 - x	wd		1996	282	69 - 69 - 71 - 73	20 - T	14,683	
	2001	(151)	76 - 75	Cut		1997	(143)	76 - 67	Cut		
	2002	(147)	71 - 76	Cut		1999	(147)	74 - 73	Cut		
	2003	(147)	75 - 72	Cut		2000	(146)	74 - 72	Cut		
	2004	288	71 - 72 - 72 - 73	68 - T	10,706	2001	291	70 - 69 - 73 - 79	70	8,000	
			<i>*won sudden-death playoff. x - withdrew after 18 holes.</i>			2005	274	71 - 70 - 69 - 64	21 - T	58,240	
D.A. Points	2005	(145)	73 - 72	Cut		2019	z	z	wd		
	2009	(143)	73 - 70	Cut							
	2010	(142)	72 - 70	Cut							
	2021	293	74 - 67 - 72 - 80	75	14,625						
J.T. Poston	2017	282	65 - 76 - 70 - 71	41 - T	24,150	Andrew Putnam	2018	274	64 - 72 - 70 - 68	20 - T	64,146
	2018	274	69 - 68 - 65 - 72	20 - T	64,196	2019	272	69 - 70 - 67 - 66	3 - T	423,400	
	2019	(145)	74 - 71	Cut		2020	(144)	73 - 71	Cut		
	2020	269	68 - 66 - 67 - 68	10 - T	81,875	2021	(142)	69 - 73	Cut		
	2021	(148)	74 - 74	Cut		2022	277	73 - 65 - 67 - 72	15 - T	132,300	
	2022	(145)	75 - 70	Cut		2023	280	66 - 70 - 70 - 74	29 - T	50,104	
	2023	(146)	75 - 71	Cut		2024	(146)	75 - 71	Cut		
	2024	277	68 - 69 - 69 - 71	12 - T	180,635	2025	279	69 - 67 - 71 - 72	44 - T	32,775	
	2025	278	66 - 69 - 71 - 72	36 - T	38,675	Jon Rahm	2017	271	66 - 69 - 70 - 66	2 - T	515,200
Aldrich Potgieter	2025	273	68 - 68 - 69 - 68	6 - T	299,725	2018	270	68 - 70 - 64 - 68	5 - T	259,150	
Ted Potter Jr.	2013	273	70 - 66 - 68 - 69	18 - T	86,400	2019	(146)	75 - 71	Cut		
	2018	276	68 - 72 - 63 - 73	42 - T	21,811	2020	(140)	69 - 71	Cut		
	2019	285	70 - 72 - 72 - 71	58 - T	15,987	Aaron Rai	2022	289	71 - 68 - 76 - 74	68	17,556
Ian Poulter	2008	276	68 - 70 - 69 - 69	15 - T	80,409	2023	277	71 - 68 - 67 - 71	12 - T	178,350	
	2009	268	66 - 69 - 65 - 68	9 - T	192,200	2024	280	71 - 71 - 67 - 71	32 - T	51,961	
	2010	287	69 - 69 - 73 - 76	76	11,656	2025	(141)	70 - 71	Cut		
	2015	270	65 - 67 - 68 - 70	5 - T	220,350	Chad Ramey	2022	280	70 - 66 - 69 - 75	27 - T	56,332
	2016	(150)	73 - 77	Cut		2023	277	68 - 69 - 69 - 71	12 - T	178,350	
	2019	289	73 - 69 - 72 - 75	70 - T	14,527	2024	(146)	75 - 71	Cut		
	2020	273	66 - 70 - 67 - 70	29 - T	51,735	2025	(142)	71 - 71	Cut		
	2021	270	68 - 70 - 64 - 68	3 - T	366,094	Chez Reavie	2008	283	73 - 68 - 72 - 70	64 - T	12,688
	2022	282	70 - 69 - 71 - 72	40 - T	30,660	2009	281	72 - 68 - 70 - 71	71 - T	12,152	
Seamus Power	2018	(147)	73 - 74	dq		2011	272	62 - 71 - 71 - 68	5 - T	235,600	
	2019	(145)	71 - 74	Cut		2012	(147)	73 - 74	Cut		
	2025	282	73 - 67 - 69 - 73	59 - T	20,995	2013	271	70 - 64 - 70 - 67	11 - T	147,200	
			<i>x - disqualified for signing incorrect scorecard</i>			2016	(142)	69 - 73	Cut		
Nick Price	1984	291	69 - 74 - 75 - 73	68 - T	1,015	2017	283	74 - 69 - 74 - 66	48 - T	17,554	
	1985	273	69 - 70 - 70 - 64	4 - T	22,000	2018	(144)	70 - 74	Cut		
	1986	211	68 - 76 - 67	18 - T	7,302	2019	(143)	71 - 72	Cut		
Champion	1987	276	70 - 68 - 71 - 67	18 - T	8,400	2020	(143)	71 - 72	Cut		
1994	1988	292	76 - 68 - 74 - 74	69 - T	1,515	2022	280	68 - 72 - 71 - 69	27 - T	56,332	
2002	1989	277	70 - 66 - 68 - 73	5 - T	36,500	2023	281	67 - 69 - 75 - 70	40 - T	31,755	
	1990	275	72 - 68 - 67 - 68	2 - T	74,667	2024	(146)	73 - 73	Cut		
	1991	282	72 - 69 - 67 - 74	57 - T	2,652	Doc Redman	2020	280	67 - 70 - 73 - 70	58 - T	17,100
	1992	280	71 - 67 - 71 - 71	55 - T	2,951	2021	282	68 - 72 - 68 - 74	59 - T	16,875	
	1993	278	69 - 70 - 68 - 71	45 - T	3,578	2022	(145)	70 - 75	Cut		
	1994	266	65 - 70 - 67 - 64	1*	252,000	Patrick Reed	2013	279	70 - 69 - 67 - 73	46 - T	16,864
	1995	278	73 - 69 - 70 - 66	12 - T	29,400	2015	276	70 - 69 - 68 - 69	33 - T	31,525	
	1996	288	69 - 70 - 72 - 77	56 - T	3,345	2016	274	65 - 69 - 69 - 71	15 - T	117,250	
	1998	279	71 - 69 - 68 - 71	35 - T	11,098	2020	267	68 - 69 - 63 - 67	7 - T	243,750	
	2001	(143)	71 - 72	Cut		2021	(142)	68 - 74	Cut		
	2002	267	69 - 65 - 66 - 67	1	774,000	2022	275	66 - 66 - 71 - 72	7 - T	246,540	
	2003	275	70 - 70 - 65 - 70	21 - T	48,357	Kyle Reifers	2007	(146)	71 - 75	Cut	
			<i>*won sudden-death playoff.</i>			2012	279	65 - 72 - 72 - 69	13 - T	113,067	
						2013	280	68 - 69 - 69 - 74	54 - T	14,400	
						2015	216	72 - 69 - 75 - cut	80	11,830	
						2016	268	66 - 67 - 67 - 68	5	268,000	
						2017	(145)	73 - 72	Cut		

INDIVIDUAL PLAYER PERFORMANCES

Name	Year	Score	Rounds	Finish	Money	Name	Year	Score	Rounds	Finish	Money
Davis Riley	2022	273	67 - 67 - 70 - 69	4 - T	353,500	Sam Saunders	2015	(147)	76 - 71	Cut	
Champion 2024	2023	(143)	71 - 72	Cut			2017	279	71 - 70 - 67 - 71	24 - T	57,270
	2024	266	66 - 64 - 66 - 70	1	1,638,000		2018	(147)	72 - 75	Cut	
	2025	(142)	73 - 69	Cut		Xander Schauffele	2017	283	71 - 70 - 71 - 71	48 - T	7,554
Patrick Rodgers	2015	212	72 - 69 - 71 - cut	74 - T	12,350		2018	(144)	72 - 72	Cut	
	2017	(150)	76 - 74	Cut			2019	(143)	76 - 67	Cut	
	2018	(144)	71 - 73	Cut			2020	266	65 - 66 - 66 - 69	3 - T	366,094
	2020	270	67 - 68 - 70 - 65	14 - T	129,375	Scottie Scheffler	2020	279	68 - 69 - 69 - 73	55 - T	17,475
	2021	(143)	72 - 71	Cut			2021	(143)	70 - 73	Cut	
	2022	281	71 - 70 - 74 - 66	35 - T	41,832		2022	271	66 - 65 - 68 - 72	2	915,600
	2023	285	72 - 67 - 70 - 76	57 - T	19,662		2023	273	67 - 67 - 72 - 67	3 - T	513,300
	2024	282	72 - 67 - 68 - 75	45 - T	27,100		2024	271	72 - 65 - 63 - 71	2 - T	809,900
	2025	277	66 - 72 - 71 - 68	28 - T	60,978		2025	272	68 - 71 - 64 - 69	4 - T	427,500
Justin Rose	2005	271	68 - 68 - 71 - 64	13 - T	108,266	Adam Schenk	2018	(145)	68 - 77	Cut	
	2006	279	68 - 69 - 71 - 71	45 - T	15,818		2019	(151)	72 - 79	Cut	
Champion 2018	2009	274	69 - 69 - 70 - 66	34 - T	30,646		2020	276	66 - 72 - 72 - 66	43 - T	24,425
	2010	280	67 - 70 - 73 - 70	71 - T	12,152		2021	284	73 - 67 - 72 - 72	65 - T	16,050
	2018	260	66 - 64 - 66 - 64	1	1,278,000		2022	(142)	75 - 67	Cut	
	2019	285	74 - 67 - 74 - 70	58 - T	15,987		2023	272	66 - 67 - 67 - 72	2	948,300
	2020	266	63 - 69 - 68 - 66	3 - T	366,094		2024	(75)	75 - x	wd	
	2021	276	68 - 68 - 69 - 71	20 - T	68,437		2025	(148)	73 - 75	Cut	
	2022	(143)	72 - 71	Cut			<i>x - withdrew with back injury after 18 holes.</i>				
	2023	277	69 - 66 - 72 - 70	12 - T	178,350	Matti Schmid	2024	(146)	75 - 71	Cut	
	2024	280	70 - 71 - 66 - 73	32 - T	51,961		2025	269	66 - 63 - 68 - 72	2	1,035,000
Kevin Roy	2025	280	69 - 70 - 69 - 72	46 - T	25,881	Ollie Schneiderjans	2017	280	71 - 69 - 71 - 69	29 - T	44,850
Sam Ryder	2020	(147)	76 - 71	Cut			2018	283	69 - 73 - 70 - 71	74 - T	13,561
	2021	(146)	72 - 74	Cut			2019	(143)	75 - 68	Cut	
	2022	(142)	69 - 73	Cut		Matthias Schwab	2022	285	69 - 71 - 70 - 75	57 - T	18,984
	2023	(144)	74 - 70	Cut			2023	290	69 - 72 - 77 - 72	70 - T	17,748
	2024	(144)	73 - 71	Cut		Charl Schwartzel	2013	(140)	70 - 70	Cut	
	2025	281	69 - 70 - 72 - 70	53 - T	22,282		2016	277	71 - 69 - 65 - 72	25 - T	53,432
Rory Sabbatini	2000	291	68 - 70 - 79 - 74	70	6,600	Adam Scott	2009	279	68 - 71 - 69 - 71	64 - T	12,958
	2001	(79)	79 - x	wd			2011	284	66 - 70 - 74 - 74	65 - T	12,896
Champion 2007	2002	(151)	73 - 78	Cut		Champion 2014	2014	271	71 - 68 - 66 - 66	1	1,152,000
	2003	270	64 - 70 - 67 - 69	5 - T	175,625		2015	274	72 - 66 - 66 - 70	24 - T	57,200
	2004	280	72 - 69 - 67 - 72	31 - T	32,536		2016	282	72 - 69 - 71 - 70	55 - T	15,000
	2005	270	67 - 69 - 68 - 66	6 - T	163,600		2018	277	69 - 73 - 71 - 64	52 - T	16,472
	2006	281	72 - 69 - 70 - 70	64	12,720		2024	277	69 - 68 - 69 - 71	12 - T	180,635
	2007	266	70 - 67 - 62 - 67	* 1	1,080,000	Charles Seiffert	2021	(146)	72 - 74	Cut	
	2008	(144)	71 - 73	Cut		John Senden	2003	275	71 - 70 - 68 - 66	21 - T	48,357
	2009	274	71 - 69 - 69 - 65	34 - T	30,646		2004	275	66 - 74 - 70 - 65	9 - T	143,100
	2010	279	67 - 70 - 71 - 70	69 - T	12,462		2005	277	70 - 68 - 66 - 73	38 - T	23,520
	2011	276	68 - 64 - 71 - 73	16 - T	67,787		2006	279	69 - 70 - 69 - 71	45 - T	15,818
	2012	284	71 - 71 - 71 - 71	47 - T	16,240		2007	(141)	68 - 73	Cut	
	2013	(140)	68 - 72	Cut			2008	(145)	72 - 73	Cut	
	2014	(143)	69 - 74	Cut			2009	271	68 - 67 - 67 - 69	18 - T	83,700
	2015	271	67 - 70 - 66 - 68	10 - T	134,875		2010	275	69 - 67 - 71 - 66	56 - T	14,012
	2017	(145)	76 - 69	Cut			2011	274	65 - 66 - 70 - 73	8 - T	186,000
	2018	274	66 - 71 - 71 - 66	20 - T	64,196		2012	282	69 - 71 - 72 - 70	37 - T	29,440
	2019	274	68 - 66 - 73 - 67	6 - T	253,675		2013	(143)	73 - 70	Cut	
	2020	270	68 - 68 - 69 - 65	14 - T	129,375		2014	273	71 - 68 - 66 - 68	5 - T	216,960
	2021	285	69 - 68 - 73 - 75	67 - T	15,750		2015	(143)	69 - 74	Cut	
	2022	284	71 - 69 - 71 - 73	52 - T	20,008		2016	(145)	72 - 73	Cut	
	2023	(148)	77 - 71	Cut			2018	286	72 - 70 - 71 - 73	77 - T	13,135
	2024	(144)	74 - 70	Cut			2020	(139)	69 - 70	Cut	
	<i>x - withdrew after 63 holes. *won sudden-death playoff.</i>					Shubhankar Sharma	2018	274	73 - 68 - 66 - 67	20 - T	64,196
Jamie Sadlowski	2017	(150)	73 - 77	Cut		Robby Shelton	2020	(145)	69 - 76	Cut	
Isaiah Salinda	2025	(140)	70 - 70	x			2021	282	70 - 71 - 67 - 74	59 - T	16,875
	<i>x - withdrew prior to third round.</i>						2023	280	66 - 67 - 76 - 71	29 - T	50,104
Doug Sanders	1957	293	72 - 74 - 77 - 70	18 - T	315		2024	276	67 - 68 - 67 - 74	9 - T	247,975
	1960	287	69 - 70 - 76 - 72	11 - T	845		2025	(149)	75 - 74	Cut	
Champion 1961	1961	281	69 - 75 - 67 - 70	1	7,000	Conrad Shindler	2018	275	73 - 68 - 68 - 66	32 - T	36,068
	1962	286	71 - 71 - 72 - 72	9 - T	1,350	Neal Shipley	2025	(141)	72 - 69	Cut	
	1963	286	67 - 72 - 72 - 75	4 - T	2,800	Greyson Sigg	2022	(145)	72 - 73	Cut	
	1964	290	73 - 70 - 73 - 74	12 - T	1,620		2023	(146)	74 - 72	Cut	
	1965	282	70 - 72 - 70 - 70	8 - T	2,850		2024	(143)	75 - 68	Cut	
	1966	(257)	70 - 71 - 74 - x	wd			2025	(141)	68 - 73	Cut	
	1967	298	73 - 76 - 74 - 75	52 - T	150	Ben Silverman	2018	272	66 - 69 - 72 - 65	11 - T	163,300
	1968	298	77 - 72 - 73 - 76	43 - T	350		2019	282	69 - 71 - 72 - 70	40 - T	26,280
	1969	293	71 - 72 - 73 - 77	53 - T	200		2024	280	69 - 73 - 67 - 71	32 - T	51,961
	1970	293	70 - 72 - 76 - 75	60 - T	192		2025	284	69 - 70 - 72 - 73	70 - T	
	1971	287	72 - 69 - 73 - 73	12 - T	1,950						
	1972	(150)	74 - 76	Cut							
	1973	296	76 - 71 - 75 - 74	62 - T	281						
	1976	(148)	73 - 75	Cut							
	1977	(149)	74 - 75	Cut							
	1978	(153)	76 - 77	Cut							
	<i>x - withdrew after 63 holes.</i>										

INDIVIDUAL PLAYER PERFORMANCES

Name	Year	Score	Rounds	Finish	Money	Name	Year	Score	Rounds	Finish	Money			
Webb Simpson	2009	(143)	71 - 72	Cut		Jordan Spieth	2013	270	65 - 67 - 71 - 67	7 - T	192,800			
	2010	(139)	70 - 69	Cut			2014	275	67 - 69 - 70 - 69	14 - T	102,400			
	2016	267	65 - 67 - 67 - 68	3 - T	388,600		Champion 2016	2015	269	64 - 73 - 67 - 64	2 - T	485,333		
	2017	272	68 - 66 - 67 - 71	5	276,000			2016	263	67 - 66 - 65 - 65	1	1,206,000		
	2018	(143)	70 - 73	Cut			2017	271	70 - 68 - 68 - 65	2 - T	515,200			
	2020	(142)	73 - 69	Cut			2018	275	69 - 68 - 70 - 68	32 - T	36,068			
	2022	280	66 - 69 - 73 - 72	27 - T	56,332		2019	275	65 - 70 - 68 - 72	8 - T	197,100			
	2024	283	69 - 67 - 75 - 72	50 - T	22,234		2020	269	65 - 65 - 68 - 71	10 - T	181,875			
	2025	276	67 - 71 - 69 - 69	22 - T	88,667		2021	268	63 - 66 - 66 - 73	2	817,500			
	Vijay Singh	1996	283	74 - 70 - 71 - 68	29 - T		10,200	2022	275	69 - 66 - 70 - 70	7 - T	246,540		
		1998	(146)	71 - 75	Cut			2023	(144)	72 - 72	Cut			
		1999	275	67 - 72 - 66 - 70	11 - T		50,680	2024	281	71 - 67 - 71 - 72	37 - T	38,675		
		2000	281	73 - 67 - 72 - 69	41 - T		12,210	2025	278	69 - 71 - 67 - 71	36 - T	38,675		
2001		274	69 - 68 - 69 - 68	11 - T	88,000	Hayden Springer	2024	(145)	69 - 76	Cut				
2002		277	70 - 69 - 67 - 68	12 - T	79,243		2025	288	71 - 69 - 74 - 74	77 - T	18,050			
2009		266	64 - 64 - 69 - 69	6 - T	215,450	Scott Stallings	2011	(149)	76 - 73	Cut				
2010		271	67 - 70 - 67 - 67	33 - T	33,480		2012	(147)	72 - 75	Cut				
2011		(143)	70 - 73	Cut			2013	269	69 - 65 - 69 - 66	4 - T	264,533			
2012		284	70 - 69 - 70 - 75	47 - T	16,240		2014	(142)	74 - 68	Cut				
2013		(142)	74 - 68	Cut			2016	(145)	74 - 71	Cut				
2014		285	68 - 73 - 69 - 75	70 - T	12,672		2017	287	71 - 73 - 73 - 70	63 - T	14,559			
2015		278	69 - 66 - 69 - 74	43 - T	18,993		2018	(143)	69 - 74	Cut				
2016		279	70 - 71 - 72 - 66	34 - T	32,411		2019	(145)	73 - 72	Cut				
Roger Sloan		2019	281	65 - 72 - 70 - 74	31 - T		39,663	2021	285	72 - 68 - 71 - 74	67 - T	15,750		
	David Skinns	2024	(147)	76 - 71	Cut			2022	273	67 - 64 - 70 - 72	4 - T	353,500		
		2024	(147)	76 - 71	Cut			2023	(145)	71 - 74	Cut			
	Alex Smalley	2022	280	72 - 66 - 69 - 73	27 - T	56,332	Jimmy Stanger	2024	(144)	75 - 69	Cut			
		2023	281	70 - 71 - 68 - 72	40 - T	31,755		Kyle Stanley	2010	270	68 - 66 - 66 - 70	27 - T	43,090	
2024		(78)	78 - x	wd		2011	280		70 - 69 - 70 - 71	52 - T	14,632			
2025		(142)	72 - 70	Cut		2012	(146)	72 - 74	Cut					
Cameron Smith		<i>x - withdrew after 18 holes due to illness.</i>				2013	(144)	74 - 70	Cut					
		2017	(145)	76 - 69	Cut	2014	284	73 - 68 - 73 - 70	68 - T	12,992				
		2018	(153)	79 - 74	Cut	2016	(142)	72 - 70	Cut					
		2020	(142)	69 - 73	Cut	2017	(147)	73 - 74	Cut					
		2022	286	67 - 71 - 70 - 78	63 - T	18,228	2021	274	69 - 67 - 68 - 70	8 - T	196,875			
Austin Smotherman	2023	279	67 - 73 - 70 - 69	21 - T	82,324	Brendan Steele	2011	(142)	69 - 73	Cut				
	2024	287	72 - 69 - 72 - 74	65 - T	19,292		2013	(149)	77 - 72	Cut				
	2024	287	72 - 69 - 72 - 74	65 - T	19,292		2019	(152)	75 - 77	Cut				
Sam Snead	1946	292	71 - 69 - 72 - 70	4	1,000		2020	(144)	71 - 73	Cut				
	Champion 1950	1950	277	66 - 72 - 66 - 73	1		3,000	Shawn Stefani	2013	278	69 - 70 - 68 - 71	42 - T	23,040	
1951		292	71 - 71 - 76 - 74	19 - T	75	2015	273		67 - 69 - 69 - 68	19 - T	78,780			
Brandt Snedeker	1965	286	71 - 72 - 72 - 71	15 - T	1,650	2016	279		70 - 68 - 66 - 75	34 - T	32,411			
	2007	274	66 - 70 - 67 - 71	29 - T	37,329	2018	280		66 - 73 - 70 - 71	66 - T	14,484			
	2010	276	71 - 66 - 69 - 70	59 - T	13,392	2019	(146)		71 - 75	Cut				
	2011	276	69 - 67 - 70 - 70	16 - T	67,787	Henrik Stenson	2010	270	67 - 68 - 69 - 66	27 - T	43,090			
	2014	279	70 - 66 - 73 - 70	45 - T	18,304		2011	279	66 - 71 - 72 - 70	44 - T	17,918			
	2015	269	67 - 69 - 66 - 67	2 - T	485,333		2012	(148)	72 - 76	Cut				
	2016	275	68 - 68 - 69 - 70	17 - T	93,800		2013	277	68 - 70 - 72 - 67	35 - T	30,217			
	2017	283	70 - 71 - 73 - 69	48 - T	17,554		2021	(145)	72 - 73	Cut				
	2018	276	70 - 71 - 68 - 67	42 - T	21,811	Sam Stevens	2023	280	71 - 66 - 72 - 69	29 - T	50,104			
	2019	278	74 - 67 - 68 - 69	19 - T	79,387		2024	(143)	74 - 69	Cut				
	2021	280	66 - 70 - 75 - 69	50 - T	18,325		2025	277	72 - 68 - 68 - 69	28 - T	60,978			
	2022	285	71 - 69 - 70 - 75	57 - T	18,984									
	Mike Souchak	2024	(143)	69 - 74	Cut									
		2025	(141)	76 - 65	Cut									
1954		290	72 - 67 - 72 - 79	15 - T	475									
1955		306	75 - 76 - 74 - 81	41										
Champion 1956		1956	280	74 - 72 - 65 - 69	1	5,000								
		1957	287	70 - 73 - 72 - 72	4 - T	1,800								
		1958	297	74 - 81 - 72 - 70	34 - T									
		1959	296	69 - 78 - 81 - 68	29	100								
		1960	284	74 - 69 - 71 - 70	5 - T	1,400								
		1961	289	69 - 70 - 73 - 77	15 - T	875								
		1962	x	x	dq									
		1963	294	75 - 74 - 71 - 74	24 - T	525								
		1964	297	73 - 74 - 74 - 76	40 - T	220								
		1965	293	69 - 75 - 76 - 73	36 - T	538								
		1966	289	74 - 71 - 72 - 72	25 - T	838								
		1967	311	80 - 76 - 80 - 75	69 - T	150								
		1970	(155)	77 - 78	Cut									
J.J. Spaun			<i>x - disqualified after 18 holes.</i>											
			2017	(71)	71 - x	Cut								
	2018		(146)	75 - 71	Cut									
	2022		(78)	78 - x	Cut									
	2023		286	70 - 69 - 70 - 77	63 - T	18,705								
	2024		(145)	74 - 71	Cut									
	2025		273	66 - 68 - 70 - 69	6 - T	299,725								
				<i>x - withdrew after 18 holes due to injury.</i>										

INDIVIDUAL PLAYER PERFORMANCES

Name	Year	Score	Rounds	Finish	Money	Name	Year	Score	Rounds	Finish	Money
Dave Stockton	1967	278	65 - 66 - 74 - 73	1	23,000		2017	282	71 - 73 - 69 - 69	41 - T	24,150
	1968	289	70 - 72 - 71 - 76	13 - T	2,225		2018	(69)	69 - x	wd	
Champion	1969	288	69 - 72 - 73 - 74	24 - T	986		2019	283	72 - 70 - 71 - 70	48 - T	18,571
1967	1970	282	69 - 72 - 72 - 69	12 - T	2,275		<i>x - withdrew during second round due to injury.</i>				
	1971	287	69 - 70 - 71 - 77	12 - T	1,950	Brian Stuard	2013	274	67 - 70 - 69 - 68	22 - T	64,000
	1972	278	67 - 68 - 71 - 72	3	8,850		2014	(142)	71 - 71	Cut	
	1973	290	70 - 72 - 72 - 76	35 - T	741		2015	281	71 - 69 - 70 - 71	62 - T	13,910
	1974	291	70 - 71 - 75 - 75	48 - T	641		2017	279	70 - 73 - 71 - 65	24 - T	57,270
	1975	273	72 - 64 - 68 - 69	2	28,500		2018	275	70 - 72 - 68 - 65	32 - T	36,068
	1976	288	67 - 69 - 75 - 77	42 - T	680		2019	286	70 - 72 - 73 - 71	64 - T	15,257
	1977	287	72 - 70 - 74 - 71	40 - T	800		2020	276	68 - 70 - 74 - 64	43 - T	24,425
	1978	(147)	72 - 75	Cut			2021	281	68 - 73 - 70 - 70	56 - T	17,325
	1979	288	74 - 67 - 70 - 77	58 - T	675		2022	(143)	74 - 69	Cut	
	1980	289	67 - 72 - 71 - 79	63	642	Jackson Suber	2025	281	72 - 63 - 71 - 75	53 - T	22,262
	1981	(147)	72 - 75	Cut		Justin Suh	2023	278	68 - 70 - 66 - 74	16 - T	132,675
	1982	(154)	78 - 76	Cut			2024	(143)	72 - 71	Cut	
	1983	293	73 - 70 - 73 - 77	65 - T	840	Daniel Summerhays	2011	(153)	72 - 81	Cut	
	1984	284	71 - 70 - 69 - 74	40 - T	1,950		2012	(145)	67 - 78	Cut	
	1985	285	70 - 69 - 70 - 76	52 - T	1,143		2013	277	65 - 73 - 67 - 72	35 - T	30,217
	1987	(74)	74 - x	wd			2014	280	69 - 71 - 73 - 67	51 - T	15,061
	1988	282	73 - 69 - 70 - 70	35 - T	3,955		2015	280	68 - 71 - 68 - 73	58 - T	14,365
	1989	293	71 - 73 - 75 - 74	68 - T	2,030		2016	281	72 - 68 - 68 - 73	47 - T	17,001
	1990	(152)	77 - 75	Cut			2017	(150)	75 - 75	Cut	
	1991	(143)	68 - 75	Cut		Adam Svensson	2022	282	69 - 68 - 69 - 76	40 - T	30,660
	1994	282	70 - 68 - 71 - 73	47 - T	3,845		2024	279	70 - 71 - 68 - 70	24 - T	70,866
	1998	(146)	71 - 75	Cut			2025	280	67 - 70 - 70 - 73	46 - T	25,881
	1999	(151)	74 - 77	Cut		Jesper Svensson	2025	280	74 - 65 - 70 - 71	46 - T	25,881
	2001	(149)	79 - 70	Cut		Hudson Swafford	2015	(143)	73 - 70	Cut	
	<i>x - withdrew after 18 holes.</i>						2016	281	71 - 70 - 72 - 68	47 - T	17,001
Tyler Strafaci	2022	(149)	76 - 73	Cut			2019	(146)	71 - 75	Cut	
Sepp Straka	2020	(139)	66 - 73	Cut			2021	279	71 - 70 - 69 - 69	45 - T	22,335
	2021	(142)	68 - 74	Cut		Callum Tarren	2023	(149)	69 - 78	Cut	
	2023	280	69 - 71 - 70 - 70	29 - T	50,104		2024	289	67 - 74 - 72 - 76	70 - T	18,564
	2024	275	68 - 66 - 71 - 70	5 - T	323,619	Ben Taylor	2023	(143)	71 - 72	Cut	
Robert Streb	2013	(143)	71 - 72	Cut			2024	(150)	74 - 76	Cut	
	2014	278	66 - 68 - 74 - 70	38 - T	26,240	Nick Taylor	2011	(143)	72 - 71	Cut	
	2015	273	71 - 68 - 68 - 66	19 - T	78,780		2015	275	68 - 68 - 68 - 71	27 - T	45,175
	2016	286	70 - 71 - 69 - 76	70	13,400		2016	281	69 - 69 - 70 - 73	47 - T	17,001
	2017	281	70 - 72 - 72 - 67	34 - T	34,106		2017	285	70 - 71 - 79 - 73	61 - T	14,973
	2018	277	72 - 67 - 70 - 68	52 - T	16,472		2018	(150)	76 - 74	Cut	
	2021	279	67 - 68 - 72 - 72	45 - T	22,335		2019	(143)	69 - 74	Cut	
	2022	(145)	73 - 72	Cut			2021	283	71 - 66 - 71 - 75	62 - T	16,425
Kevin Streelman	2009	275	68 - 70 - 66 - 71	41 - T	22,940		2022	283	66 - 71 - 72 - 74	48 - T	22,092
	2010	(141)	72 - 69	Cut			2023	(144)	71 - 73	Cut	
	2011	275	72 - 67 - 68 - 68	10 - T	137,433	Vaughn Taylor	2005	(72)	72 - x	wd	
	2012	(146)	73 - 73	Cut			2006	274	70 - 67 - 67 - 70	17 - T	75,900
	2013	(140)	70 - 70	Cut			2008	281	67 - 68 - 70 - 76	52 - T	14,082
	2015	280	71 - 69 - 66 - 74	58 - T	14,365		2009	(142)	71 - 71	Cut	
	2016	(145)	73 - 72	Cut			2011	(147)	73 - 74	Cut	
	2017	278	68 - 72 - 70 - 68	18 - T	86,940		2012	(144)	74 - 70	Cut	
	2018	284	69 - 67 - 72 - 76	76	13,348		2013	284	71 - 68 - 71 - 74	70 - T	12,672
	2019	281	69 - 71 - 69 - 72	31 - T	39,663		2016	282	72 - 67 - 71 - 72	55 - T	15,008
	2020	(140)	69 - 71	Cut			2017	278	68 - 71 - 72 - 67	18 - T	86,940
	2021	276	69 - 66 - 69 - 72	20 - T	68,437		2018	274	67 - 70 - 70 - 67	20 - T	64,196
	2022	(145)	72 - 73	Cut			2019	285	74 - 67 - 70 - 74	58 - T	15,987
	2023	276	68 - 69 - 68 - 71	9 - T	237,075		2020	(140)	66 - 74	Cut	
	2024	283	71 - 70 - 74 - 68	50 - T	22,234		<i>x - withdrew after 18 holes.</i>				
Steve Stricker	1994	281	71 - 67 - 67 - 76	42 - T	4,900	Josh Teater	2010	(141)	75 - 66	Cut	
	1996	295	72 - 71 - 73 - 79	79	2,820		2011	276	68 - 70 - 68 - 70	16 - T	67,787
Champion	2002	(150)	75 - 75	Cut			2012	286	70 - 71 - 72 - 73	57 - T	14,144
2009	2005	271	68 - 65 - 66 - 72	13 - T	108,266		2013	270	65 - 67 - 71 - 67	7 - T	192,800
	2007	273	67 - 71 - 68 - 67	24 - T	49,800		2014	278	68 - 71 - 70 - 69	38 - T	26,240
	2008	(147)	74 - 73	Cut			2019	277	68 - 70 - 71 - 68	17 - T	113,150
	2009	263	63 - 63 - 69 - 68	1	1,116,000		2020	(144)	72 - 72	Cut	
	2010	272	68 - 67 - 67 - 70	38 - T	26,040	Sahith Theegala	2021	(144)	73 - 71	Cut	
	2015	275	67 - 70 - 71 - 67	27 - T	45,175		2022	285	70 - 69 - 67 - 79	57 - T	18,984
	2016	281	72 - 68 - 70 - 71	47 - T	17,001	Justin Thomas	2020	269	64 - 68 - 66 - 71	10 - T	181,875
	2017	274	72 - 71 - 68 - 63	7 - T	215,050		2021	278	72 - 66 - 71 - 69	40 - T	29,625
	2018	275	65 - 72 - 68 - 70	32 - T	36,068		2022	(143)	71 - 72	Cut	
	2020	(142)	73 - 69	Cut		Davis Thompson	2024	278	70 - 70 - 66 - 72	17 - T	120,835
Chris Stroud	2010	(140)	71 - 69	Cut			2025	(143)	72 - 71	Cut	
	2012	278	69 - 73 - 67 - 69	13 - T	113,067						
	2013	270	67 - 66 - 67 - 70	7 - T	192,800						
	2014	275	70 - 64 - 69 - 72	14 - T	102,400						
	2015	(143)	74 - 69	Cut							
	2016	273	69 - 69 - 64 - 71	13 - T	134,000						

INDIVIDUAL PLAYER PERFORMANCES

Name	Year	Score	Rounds	Finish	Money	Name	Year	Score	Rounds	Finish	Money	
Michael Thompson	2012	284	69 - 71 - 71 - 73	47 - T	16,240	Kevin Tway	2014	(146)	75 - 71	Cut		
	2013	279	67 - 72 - 69 - 71	46 - T	16,864		2017	278	68 - 70 - 72 - 68	18 - T	86,940	
	2014	274	73 - 66 - 69 - 66	10 - T	153,600		2018	270	66 - 69 - 68 - 67	5 - T	259,150	
	2015	(144)	69 - 75	Cut			2019	278	68 - 70 - 69 - 71	19 - T	79,387	
	2017	285	68 - 74 - 72 - 71	57 - T	15,387		2020	(149)	73 - 76	Cut		
	2018	275	70 - 72 - 64 - 69	32 - T	36,068		2022	(147)	73 - 74	Cut		
	2019	(146)	73 - 73	Cut			2023	(146)	74 - 72	Cut		
	2021	(143)	72 - 71	Cut			2024	279	69 - 66 - 69 - 75	24 - T	70,866	
	2022	282	73 - 67 - 71 - 71	40 - T	30,660	Peter Uihlein	2012	(154)	74 - 80	Cut		
Michael Thorbjornsen	2025	x	x		wd		2019	276	67 - 73 - 67 - 68	13 - T	136,875	
			<i>x - withdrew due to injury.</i>					2020	270	69 - 65 - 69 - 67	14 - T	129,375
Brendon Todd	2012	216	70 - 70 - 77 - cut	73 - T	11,904		2021	(143)	70 - 73	Cut		
	2014	273	69 - 69 - 67 - 68	5 - T	216,960	Sami Valimiki	2024	(144)	70 - 74	Cut		
	2015	278	70 - 67 - 71 - 70	43 - T	18,993		2025	(144)	74 - 70	Cut		
	2016	(147)	74 - 73	Cut		Tyrone Van Aswegen	2016	280	69 - 72 - 71 - 68	42 - T	23,450	
	2020	(142)	69 - 73	Cut			2017	(151)	76 - 75	Cut		
	2021	274	72 - 64 - 67 - 71	8 - T	196,875		2018	273	67 - 67 - 71 - 68	14 - T	117,150	
	2022	272	68 - 68 - 65 - 71	3	579,600		2019	280	69 - 71 - 71 - 69	29 - T	50,735	
	2023	285	69 - 71 - 71 - 74	57 - T	19,662	Erik van Rooyen	2020	(142)	72 - 70	Cut		
	2024	283	68 - 70 - 71 - 74	50 - T	22,234		2022	(144)	71 - 73	Cut		
David Toms	1998	287	71 - 69 - 76 - 71	72	4,508		2023	(148)	76 - 72	Cut		
	1999	(147)	73 - 74	Cut			2025	278	68 - 68 - 70 - 72	36 - T	38,675	
Champion 2011	2000	272	67 - 66 - 72 - 67	4 - T	145,200	Harold Varner III	2017	(148)	73 - 75	Cut		
	2001	273	67 - 70 - 66 - 70	8 - T	116,000		2020	271	63 - 66 - 70 - 72	19 - T	95,625	
	2002	272	71 - 71 - 64 - 66	2 - T	378,400		2021	277	74 - 64 - 67 - 72	32 - T	40,125	
	2003	x	x		wd		2022	280	66 - 68 - 68 - 78	27 - T	56,332	
	2004	283	72 - 70 - 68 - 73	44 - T	16,024	Jhonattan Vegas	2015	279	68 - 73 - 68 - 70	53 - T	14,976	
	2005	269	69 - 66 - 68 - 66	3 - T	291,200		2016	(149)	76 - 73	Cut		
	2006	276	68 - 66 - 70 - 72	30 - T	35,657		2017	(151)	82 - 69	Cut		
	2007	272	70 - 68 - 68 - 66	18 - T	75,600		2018	282	64 - 77 - 70 - 71	73	13,774	
	2008	277	72 - 69 - 66 - 70	26 - T	43,310		2019	281	74 - 67 - 73 - 67	31 - T	39,663	
	2009	273	67 - 72 - 65 - 69	27 - T	42,160		2020	281	64 - 74 - 73 - 70	60 - T	16,650	
	2010	268	68 - 67 - 68 - 65	13 - T	99,889		2021	286	73 - 68 - 74 - 71	69 - T	15,300	
	2011	265	62 - 62 - 74 - 67	1	1,116,000		2025	(145)	71 - 74	Cut		
	2012	(145)	74 - 71	Cut		Kris Ventura	2025	275	68 - 70 - 67 - 70	16 - T	140,125	
	2013	(142)	76 - 66	Cut		Karl Vilips	2025	274	70 - 66 - 68 - 70	11 - T	203,775	
	2014	273	72 - 66 - 65 - 70	5 - T	216,960	Camilo Villegas	2006	279	68 - 69 - 73 - 69	45 - T	15,818	
	2015	(146)	74 - 72	Cut			2013	275	70 - 68 - 69 - 68	26 - T	47,360	
	2016	277	67 - 69 - 70 - 71	25 - T	53,432		2014	(143)	72 - 71	Cut		
	2019	281	71 - 68 - 70 - 72	31 - T	39,663		2016	(144)	73 - 71	Cut		
			<i>x - withdrew after 1 hole due to injury.</i>					2017	(75)	75 - x	wd	
Alejandro Tosti	2024	278	69 - 69 - 67 - 73	17 - T	120,835		2021	286	69 - 71 - 76 - 70	69 - T	15,300	
	2025	(143)	72 - 71	Cut			2022	(142)	67 - 75	Cut		
Martin Trainer	2022	284	68 - 70 - 74 - 72	52 - T	20,009		2024	(144)	72 - 72	Cut		
	2024	(146)	68 - 77	Cut			2025	284	69 - 70 - 71 - 74	70 - T	19,285	
Lee Trevino	1968	283	71 - 71 - 70 - 71	4 - T	5,812				<i>x - withdrew after 18 holes.</i>			
	1970	274	66 - 70 - 69 - 69	2 - T	11,575	Michael Visacki	2021	(149)	77 - 72	Cut		
Champion 1976	1971	287	70 - 68 - 75 - 74	12 - T	1,950	Lanny Wadkins	1972	292	72 - 73 - 74 - 73	47 - T	350	
1978	1972	288	73 - 71 - 69 - 75	31 - T	815		1973	288	71 - 73 - 73 - 71	24 - T	1,215	
	1973	294	71 - 73 - 76 - 74	55 - T	330	Champion 1988	1974	(151)	76 - 75	Cut		
	1974	280	72 - 69 - 71 - 68	5	10,250		1975	(75)	75 - x	wd		
	1975	293	75 - 70 - 75 - 73	50 - T	600		1976	287	72 - 72 - 71 - 72	35 - T	944	
	1976	273	68 - 64 - 68 - 73	1	40,000		1977	291	72 - 71 - 72 - 76	55 - T	435	
	1977	281	70 - 67 - 73 - 71	11 - T	3,800		1979	286	71 - 72 - 73 - 70	49 - T	763	
	1978	268	66 - 68 - 68 - 66	1	40,000		1981	293	73 - 71 - 75 - 74	55 - T	687	
	1979	283	66 - 73 - 74 - 70	27 - T	2,042		1982	293	73 - 70 - 75 - 75	71 - T	686	
	1980	277	66 - 72 - 69 - 70	9 - T	7,800		1984	(147)	72 - 75	Cut		
	1981	289	73 - 71 - 71 - 74	40 - T	1,140		1985	(147)	73 - 74	Cut		
	1982	281	72 - 74 - 67 - 68	9 - T	9,800		1988	270	67 - 68 - 70 - 65	1	135,000	
	1983	(146)	74 - 72	Cut			1989	(148)	73 - 75	Cut		
	1984	289	75 - 70 - 74 - 70	62 - T	1,075		1990	288	72 - 74 - 68 - 74	57 - T	2,220	
	1985	278	70 - 69 - 68 - 71	15 - T	8,250		1991	282	70 - 69 - 73 - 70	57 - T	2,652	
	1986	210	73 - 68 - 69	13 - T	10,920		1992	274	72 - 68 - 68 - 66	16 - T	17,073	
	1987	(142)	69 - 73	Cut			1994	(146)	73 - 73	Cut		
	1988	280	69 - 71 - 68 - 72	22 - T	6,417		1995	279	69 - 73 - 67 - 70	15 - T	20,335	
	1989	(147)	74 - 73	Cut			1996	289	70 - 68 - 73 - 68	62 - T	3,225	
Cameron Tringale	2011	284	72 - 67 - 76 - 69	65 - T	12,896		1997	277	66 - 70 - 71 - 70	33 - T	8,100	
	2012	(146)	75 - 71	Cut			1998	276	66 - 71 - 70 - 69	18 - T	24,485	
	2013	280	70 - 69 - 72 - 69	54 - T	14,400		1999	(147)	70 - 77	Cut		
	2014	283	70 - 70 - 67 - 76	63 - T	13,440				<i>x - withdrew after 18 holes.</i>			
	2015	278	68 - 70 - 71 - 69	43 - T	18,993	Tucker Wadkins	2019	(154)	76 - 78	Cut		
	2016	283	70 - 71 - 79 - 73	62 - T	14,338							
	2017	292	72 - 71 - 72 - 77	72	13,524							
	2021	277	67 - 69 - 71 - 70	32 - T	40,125							
	2022	(144)	73 - 71	Cut								

INDIVIDUAL PLAYER PERFORMANCES

Name	Year	Score	Rounds	Finish	Money	Name	Year	Score	Rounds	Finish	Money
Johnson Wagner	2007	(141)	69 - 72	Cut		Mike Weir	1999	287	71 - 69 - 78 - 69	72 - T	5,460
	2008	280	63 - 71 - 73 - 73	46 - T	16,592		2000	274	67 - 68 - 69 - 70	8 - T	89,100
	2009	(143)	70 - 73	Cut			2001	284	70 - 71 - 68 - 75	58 - T	8,840
	2012	(146)	76 - 70	Cut			2002	282	71 - 68 - 73 - 70	36 - T	20,694
	2013	(140)	71 - 69	Cut			2004	286	68 - 73 - 71 - 74	61 - T	11,501
	2015	(143)	72 - 71	Cut			2005	(147)	73 - 74	Cut	
	2016	279	70 - 67 - 70 - 72	34 - T	32,411		2006	278	66 - 73 - 72 - 67	40 - T	23,400
	2017	(149)	78 - 71	Cut			2008	276	71 - 69 - 66 - 70	15 - T	80,409
Danny Walker	2025	(143)	73 - 70	Cut		2009	279	69 - 67 - 72 - 71	64 - T	12,958	
Jimmy Walker	2011	282	72 - 67 - 71 - 72	56 - T	13,826	2010	271	68 - 68 - 68 - 67	33 - T	33,480	
	2014	274	67 - 68 - 69 - 70	10 - T	153,600	2011	(149)	72 - 77	Cut		
	2015	282	72 - 66 - 72 - 72	65 - T	13,390	2015	(147)	75 - 72	Cut		
	2016	278	70 - 68 - 71 - 69	29 - T	43,550	2019	285	71 - 71 - 72 - 71	58 - T	15,987	
	2018	274	68 - 70 - 70 - 66	20 - T	64,196	1966	286	74 - 68 - 75 - 69	13 - T	1,760	
	2019	278	67 - 74 - 70 - 67	19 - T	79,387	1967	286	70 - 65 - 70 - 81	11 - T	2,369	
	2020	(146)	70 - 76	Cut		1969	297	71 - 76 - 68 - 82	68 - T	200	
	2021	(145)	72 - 73	Cut		1970	284	70 - 74 - 69 - 71	25 - T	982	
	2023	281	73 - 67 - 71 - 70	40 - T	31,755	1971	289	71 - 72 - 72 - 74	24 - T	877	
	2024	(148)	73 - 75	Cut		1972	295	76 - 68 - 74 - 77	60 - T	250	
Matt Wallace	2020	(140)	70 - 70	Cut		1973	276	69 - 68 - 70 - 69	1	30,000	
	2021	281	71 - 70 - 68 - 72	56 - T	17,325	1974	284	70 - 68 - 72 - 74	11 - T	5,063	
	2023	(143)	71 - 72	Cut		1975	289	75 - 71 - 70 - 73	29 - T	1,625	
	2025	276	66 - 70 - 70 - 70	22 - T	88,667	1976	277	68 - 71 - 67 - 71	3 - T	11,800	
	2025	276	66 - 70 - 70 - 70	22 - T	88,667	1977	285	72 - 70 - 72 - 71	26 - T	1,390	
Nick Watney	2005	(142)	74 - 68	Cut		1978	276	72 - 68 - 71 - 65	6	7,200	
	2007	(140)	71 - 69	Cut		1979	285	72 - 69 - 72 - 72	42 - T	1,050	
	2010	270	68 - 66 - 67 - 69	27 - T	43,090	1980	282	69 - 67 - 70 - 76	31 - T	1,779	
	2012	290	71 - 71 - 72 - 76	72	12,544	1981	285	70 - 72 - 69 - 74	19 - T	4,050	
	2014	(144)	74 - 70	Cut		1983	295	73 - 66 - 75 - 81	70 - T	800	
	2017	284	67 - 72 - 73 - 72	53 - T	15,973	1984	291	71 - 71 - 74 - 75	68 - T	1,015	
	2018	(155)	79 - 76	Cut		1986	(148)	79 - 69	Cut		
	2019	275	67 - 68 - 70 - 70	8 - T	197,100	1990	(150)	74 - 76	Cut		
	2020	(145)	71 - 74	Cut		1992	279	72 - 70 - 69 - 68	49 - T	3,176	
	2022	(147)	76 - 71	Cut		2018	283	68 - 73 - 68 - 74	74 - T	13,561	
Bubba Watson	2006	(142)	65 - 77	Cut		2019	(144)	74 - 70	Cut		
	2008	286	69 - 73 - 69 - 75	72	11,956	2020	280	72 - 66 - 70 - 72	58 - T	17,100	
	2020	267	68 - 66 - 68 - 65	7 - T	243,750	2021	279	68 - 72 - 69 - 70	45 - T	22,335	
Tom Watson	1973	299	73 - 73 - 74 - 79	69 - T	243	2023	(146)	71 - 75	Cut		
	1974	286	73 - 69 - 73 - 71	19 - T	2,589	Kyle Westmoreland	2023	(143)	73 - 70	Cut	
Champion 1998	1975	284	73 - 69 - 75 - 67	8 - T	6,792	Lee Westwood	2021	(144)	75 - 69	Cut	
	1976	287	72 - 71 - 71 - 73	35 - T	944	Vincent Whaley	2021	276	69 - 66 - 72 - 69	20 - T	68,437
	1977	274	67 - 72 - 68 - 67	3	14,200	2022	(143)	71 - 72	Cut		
	1978	273	69 - 68 - 68 - 68	4 - T	8,800	2025	274	69 - 69 - 69 - 67	11 - T	203,775	
	1979	276	71 - 73 - 65 - 67	4 - T	13,200	Steve Wheatcroft	2015	212	70 - 71 - 72 - cut	74 - T	12,350
	1980	274	66 - 68 - 71 - 69	4 - T	13,200	Tom Whitney	2024	(144)	73 - 71	Cut	
	1981	(145)	76 - 69 (Rain cut)		627	Danny Willett	2020	(143)	71 - 72	Cut	
	1984	277	66 - 72 - 69 - 70	4 - T	18,850	2023	(144)	73 - 71	Cut		
	1985	281	74 - 66 - 73 - 68	35 - T	2,465	2025	(147)	73 - 74	Cut		
	1986	207	75 - 68 - 64	3 - T	31,200	Chris Williams	2014	(146)	75 - 71	Cut	
1987	(143)	70 - 73	Cut		Aaron Wise	2018	(143)	70 - 73	Cut		
1988	(146)	78 - 68	Cut		Matthew Wolff	2020	278	67 - 69 - 71 - 71	54	17,775	
1990	281	71 - 72 - 68 - 70	25 - T	7,975	Gary Woodland	2012	216	70 - 70 - 76 - cut	73 - T	12,224	
1991	272	68 - 66 - 69 - 69	7 - T	36,150	2020	268	65 - 67 - 66 - 70	9	219,375		
1992	275	72 - 70 - 66 - 67	25 - T	10,140	2021	275	70 - 69 - 69 - 67	14 - T	125,625		
1993	269	69 - 64 - 71 - 65	6 - T	43,550	2022	(144)	72 - 72	Cut			
1995	283	68 - 69 - 70 - 76	41 - T	5,180	2024	282	72 - 64 - 70 - 76	45 - T	27,100		
1996	286	73 - 69 - 69 - 75	46 - T	3,900	2025	274	72 - 67 - 69 - 66	11 - T	203,775		
1997	(144)	72 - 72	Cut		Brandon Wu	2022	(148)	77 - 71	Cut		
1998	265	68 - 66 - 65 - 66	1	414,000	2024	(143)	72 - 71	Cut			
1999	280	74 - 70 - 66 - 70	39 - T	10,640	Dylan Wu	2023	(145)	72 - 73	Cut		
2002	275	68 - 72 - 66 - 69	7	144,050	2024	(145)	72 - 73	Cut			
Boo Weekley	2007	(143)	73 - 70	Cut		2025	284	70 - 70 - 74 - 70	70 - T	19,285	
	2010	266	67 - 63 - 67 - 69	9	179,800	Carson Young	2023	279	69 - 66 - 75 - 69	21 - T	82,324
	2011	281	66 - 70 - 74 - 71	55	14,260	2024	(147)	72 - 75	Cut		
	2012	281	72 - 71 - 68 - 70	31 - T	37,120	2025	281	69 - 67 - 71 - 74	53 - T	22,262	
	2013	266	67 - 67 - 66 - 66	1	1,152,000	Kevin Yu	2024	285	69 - 69 - 72 - 75	61 - T	20,111
	2014	288	71 - 69 - 74 - 74	75	12,160	2025	(144)	72 - 72	Cut		
	2015	276	64 - 69 - 71 - 72	33 - T	31,525	Carl Yuan	2024	(147)	73 - 74	Cut	
	2016	(143)	73 - 70	Cut		Will Zalatoris	2021	282	69 - 71 - 70 - 72	59 - T	16,875
	2017	(151)	76 - 75	Cut		2022	(143)	72 - 71	Cut		
	2019	(144)	70 - 74	Cut		Xinjun Zhang	2018	(145)	71 - 74	Cut	
					2020	(150)	74 - 76	Cut			
					2021	289	71 - 70 - 71 - 77	73	14,925		

INDIVIDUAL PLAYER PERFORMANCES

Name	Year	Score	Rounds	Finish	Money	Name	Year	Score	Rounds	Finish	Money
Fuzzy Zoeller	1975	(153)	73 - 80	Cut							
	1977	291	73 - 72 - 72 - 74	55 - T	435						
Champion	1978	281	66 - 69 - 72 - 74	16 - T	2,800						
1981	1979	278	70 - 68 - 70 - 70	6 - T	10,425						
	1980	278	67 - 72 - 70 - 69	13 - T	5,800						
	1981	274	67 - 69 - 68 - 70	1	54,000						
	1982	287	69 - 72 - 72 - 74	37 - T	1,575						
	1983	278	68 - 70 - 68 - 72	2	43,200						
	1984	281	69 - 73 - 70 - 69	18 - T	5,485						
	1985	(148)	73 - 75	Cut							
	1986	214	74 - 68 - 72	37 - T	2,640						
	1988	286	76 - 68 - 69 - 73	48 - T	1,818						
	1990	287	72 - 73 - 71 - 71	51 - T	2,353						
	1992	279	73 - 66 - 71 - 69	49 - T	3,176						
	1993	277	69 - 68 - 70 - 70	33 - T	6,034						
	1994	275	68 - 70 - 68 - 69	12 - T	29,400						
	1995	283	66 - 72 - 74 - 71	41 - T	5,180						
	1996	288	69 - 70 - 72 - 77	56 - T	3,345						
	1997	277	71 - 65 - 70 - 71	33 - T	8,100						
	1999	290	71 - 70 - 73 - 76	77 - T	5,152						
	2001	(145)	73 - 72	Cut							

HALL OF FAMERS AT COLONIAL

Fifty-eight World Golf Hall of Fame golfers, and an additional six members of the PGA of America Hall of Fame, played in Colonial National Invitation tournaments over the years.

Eighteen of the all-time great golfers won a total of 28 Colonial championships. The 63 Hall of Famers also have finished in the top 10 at Colonial a total of 175 other times, including 28 second place finishes and 19 third place finishes.

An additional 13 World Golf Hall of Famers competed in the '41 Open at Colonial, but not in the National Invitation. Here are all their Colonial playing records, with the 1941 U.S. Open results in italics:

Player	Year	Score	Best 18	Finish	Money
Isao Aoki	1989	278	66	8 (Tie)	28,000
Tommy Armour	1941	(160)	77	<i>(Did not make cut)</i>	
Seve Ballesteros	1984	281	68	18 (Tie)	5,485
Deane Beman	1961*	293	68	26 (Tie)	low am
	1967	289	68	23 (Tie)	932
	1968	301	72	53 (Tie)	200
	1969	289	70	30 (Tie)	756
	1970	(148)	70	<i>(Did not make cut)</i>	
	1971	295	70	65 (Tie)	192
	1972	285	67	17 (Tie)	1,750
	1973	287	69	23	1,500
Tommy Bolt	1951	290	70	15 (Tie)	350
	1952	285	70	3	1,875
Champion	1953	(220)	67	x	
1958	1954	298	73	32	
	1955	(262)	71	y	
	1956	281	68	2	3,000
	1957	293	72	18 (Tie)	315
	1958	282	68	1	5,000
	1959	298	72	31 (Tie)	100
	1960	286	67	9 (Tie)	1,050
	1961	294	71	28 (Tie)	315
	1962	304	72	51 (Tie)	100
	1963	303	72	56 (Tie)	150
	1964	302	73	54 (Tie)	155
	1965	288	69	22 (Tie)	894
	1966	(216)	70	y	
	1967	292	70	35 (Tie)	520
	1968	286	70	9 (Tie)	3,375
	1969	290	71	37 (Tie)	574
	1970	(148)	72	<i>(Did not make cut)</i>	
	1972	(74)	74	<i>(Disq. in 2nd Rd.)</i>	

x - disq. in final 18. y - withdrew after 63 holes.

Player	Year	Score	Best 18	Finish	Money
Julius Boros	1951	287	69	8	600
	1952	297	74	24 (Tie)	188
Champion	1955	287	69	4 (Tie)	1,430
1960	1957	298	72	33 (Tie)	
1963	1958	291	70	16 (Tie)	425
	1959	306	75	45 (Tie)	100
	1960	280	69	1	5,000
	1961	304	75	52	100
	1962	291	70	20 (Tie)	600
	1963	279	66	1	12,000
	1964	293	70	27 (Tie)	525
	1965	281	68	7	3,400
	1966	290	71	31 (Tie)	702
	1967	287	71	16 (Tie)	1,782
	1968	285	70	6 (Tie)	4,291
	1969	292	72	47 (Tie)	258
	1970	283	69	17 (Tie)	1,456
	1971	285	67	3 (Tie)	6,081
	1972	284	65	15 (Tie)	2,125
	1973	280	69	5	6,150
	1974	279	68	4	11,750
	1975	291	71	40 (Tie)	975
	1976	287	66	35 (Tie)	944
	1977	285	68	26 (Tie)	1,390
	1978	(146)	72	<i>(Did not make cut)</i>	
	1979	286	71	49 (Tie)	763
	1980	(148)	74	<i>(Did not make cut)</i>	
Billy Burke**	1941	(229)	74	x	
	1941*	(229)	74	x	
	x - withdrew after 54 holes				
Jack Burke, Jr.	1941*	(160)	76	<i>(Did not make cut)</i>	
	1951	283	67	2	2,000
	1952	289	71	8 (Tie)	750
	1953	293	70	14 (Tie)	475
	1954	286	68	7 (Tie)	1,400
	1955	290	69	12 (Tie)	593
	1956	293	71	20 (Tie)	308
	1957	296	72	27 (Tie)	
	1959	301	69	36 (Tie)	100
	1960	288	68	14 (Tie)	498
	1961	288	71	9 (Tie)	1,158
	1962	288	71	12 (Tie)	1,016
	1963	289	71	8 (Tie)	1,850
	1964	303	75	56 (Tie)	155
	1967	303	73	61 (Tie)	150
	1974	(149)	73	<i>(Did not make cut)</i>	
William C. Campbell* ..	1941	(161)	78	<i>(Did not make cut)</i>	
	1952	291	69	11 (Tie)	
Billy Casper	1956	295	72	27 (Tie)	50
	1957	296	72	27 (Tie)	
Champion	1958	289	69	12 (Tie)	662
1964	1960	291	70	30 (Tie)	110
1968	1961	283	69	3	2,500
	1962	287	71	11	1,200
	1964	279	67	1	14,000
	1965	288	70	22 (Tie)	894
	1966	289	71	25 (Tie)	838
	1967	298	72	52 (Tie)	150
	1968	275	68	1	25,000
	1969	297	71	68 (Tie)	200
	1971	294	71	60 (Tie)	192
	1973	291	69	42 (Tie)	555
	1974	292	68	52 (Tie)	575
	1975	286	68	15 (Tie)	4,000
	1976	(149)	74	<i>(Did not make cut)</i>	
Bob Charles	1963	300	71	48 (Tie)	150
	1964	292	69	21 (Tie)	775
	1965	296	72	46 (Tie)	200
	1966	295	68	45 (Tie)	258
	1967	286	71	11 (Tie)	2,369
	1968	296	70	37 (Tie)	487
	1969	282	68	4 (Tie)	5,487
	1970	279	68	5 (Tie)	4,812
	1971	296	72	68 (Tie)	192
	1972	(147)	72	<i>(Did not make cut)</i>	
	1973	(152)	73	<i>(Did not make cut)</i>	
	1974	(148)	73	<i>(Did not make cut)</i>	

** indicates PGA of America Hall of Fame member only

* indicates amateur

HALL OF FAMERS AT COLONIAL

Player	Year	Score	Best 18	Finish	Money	Player	Year	Score	Best 18	Finish	Money
Fred Couples	1981	286	70	21 (Tie)	3,000	Ray Floyd	1963	302	74	54 (Tie)	150
	1982	288	70	42 (Tie)	1,018		1964	290	69	12 (Tie)	1,620
	1983	284	68	28 (Tie)	2,720		1965	(221)	71	x	150
	1985	288	69	69 (Tie)	1,010		1966	291	70	35 (Tie)	605
	1986	214	68	37 (Tie)	2,640		1967	294	70	43 (Tie)	241
	1987	(142)	70	(Did not make cut)			1968	303	75	59 (Tie)	166
	1989	(147)	69	(Did not make cut)			1969	(226)	72	x	
	1996	276	67	4	72,000		1970	(150)	70	(Did not make cut)	
	1998	276	67	18 (Tie)	24,485		1971	301	74	75	192
	1999	280	68	39 (Tie)	10,640		1972	283	67	10 (Tie)	2,650
	2000	277	66	24 (Tie)	26,117		1973	286	67	18 (Tie)	1,875
	2001	(143)	771	(Did not make cut)			1974	288	69	31 (Tie)	1,418
	2006	275	67	25 (Tie)	46,800		1975	288	71	21 (Tie)	2,206
Ben Crenshaw	1971*	289	69	24 (Tie)	low am		1976	284	70	21 (Tie)	2,027
	1972*	284	69	15 (Tie)	low am		1977	288	69	44 (Tie)	640
Champion	1973*	286	67	18 (Tie)	low am		1978	282	70	21 (Tie)	2,100
1977	1974	(150)	70	(Did not make cut)			1980	284	70	43 (Tie)	990
1990	1975	294	72	55 (Tie)	538		1981	281	66	7 (Tie)	9,675
	1976	288	70	42 (Tie)	680		1982	(150)	73	(Did not make cut)	
	1977	272	65	1	40,000		1984	278	68	9 (Tie)	14,000
	1978	(148)	73	(Did not make cut)			1985	279	66	19 (Tie)	5,643
	1979	281	70	14 (Tie)	4,950		1988	286	70	48 (Tie)	1,818
	1980	272	66	2	32,400		1989	297	73	71	1,980
	1981	(146)	70	(Rain cut)	591		1990	289	69	62 (Tie)	2,120
	1982	284	70	20 (Tie)	3,531		1991	284	69	65 (Tie)	2,484
	1983	291	69	58 (Tie)	884		1992	274	65	16 (Tie)	17,073
	1984	277	68	4 (Tie)	18,850						
	1985	(154)	75	(Did not make cut)		Johnny Farrell	1947	(162)	81	(Did not make cut)	
	1986	212	70	25 (Tie)	4,387	Doug Ford	1951	295	72	26 (Tie)	
	1987	273	65	6 (Tie)	20,100		1952	286	69	4 (Tie)	1,200
	1988	271	67	2 (Tie)	56,000		1953	287	71	2 (Tie)	2,500
	1989	286	69	44 (Tie)	3,023		1954	302	72	93 (Tie)	
	1990	272	65	1	180,000		1955	296	69	24 (Tie)	108
	1991	(145)	70	(Did not make cut)			1956	291	70	14 (Tie)	475
	1992	273	66	10 (Tie)	28,817		1957	288	70	6	1,600
	1993	277	68	33 (Tie)	6,034		1960	288	70	14 (Tie)	498
	1994	275	68	12 (Tie)	29,400		1961	287	70	7 (Tie)	1,550
	1995	(150)	75	(Did not make cut)			1962	285	68	7 (Tie)	1,550
	1996	278	66	6 (Tie)	48,562		1963	295	68	30 (Tie)	322
	1997	(143)	70	(Did not make cut)			1964	305	72	61 (Tie)	155
	1998	(146)	71	(Did not make cut)			1965	(237)	76	x	150
	1999	(148)	72	(Did not make cut)			1967	302	70	60	150
	2000	(150)	73	(Did not make cut)			1969	(148)	73	(Did not make cut)	
	2001	(147)	71	(Did not make cut)			1974	(151)	73	(Did not make cut)	
	2002	(146)	72	(Did not make cut)							
	2006	285	67	71 (Tie)	11,760						
Jimmy Demaret	1941	(125)	74	x		Vic Ghezzi**	1941	298	70	19	50
	1946	290	69	17 (Tie)	200		1946	288	71	13 (Tie)	277
	1947	285	66	9 (Tie)	562		1947	284	68	6 (Tie)	700
	1948	287	70	9	575		1948	291	72	19	200
	1950	289	69	14	475						
	1951	292	69	19 (Tie)	75	Retief Goosen	2015	(145)	73	(Did not make cut)	
	1952	289	73	8 (Tie)	750	David Graham	1972	(149)	72	(Did not make cut)	
	1953	(122)	79	x			1973	288	70	24 (Tie)	1,215
	1956	287	69	6 (Tie)	1,187		1974	285	69	15 (Tie)	3,875
	1957	298	70	7	1,400		1975	297	70	67 (Tie)	407
	1964	(78)	78	y			1976	282	69	14 (Tie)	3,300
							1979	285	69	42 (Tie)	1,050
							1980	279	68	16 (Tie)	4,209
							1981	288	67	34 (Tie)	1,515
							1982	299	71	80	630
							1983	289	69	50 (Tie)	987
							1984	286	68	47 (Tie)	1,244
							1985	285	67	52 (Tie)	1,143
							1986	217	70	58 (Tie)	1,290
							1987	(144)	72	(Did not make cut)	
							1988	275	66	6 (Tie)	25,125
							1989	292	70	63 (Tie)	2,100
							1990	(154)	75	(Did not make cut)	
Roberto De Vicenzo	1952	295	71	17 (Tie)	350						
	1956	291	71	14 (Tie)	475						
Champion	1957	284	68	1	5,000						
1957	1958	290	68	14 (Tie)	525						
	1959	301	71	36 (Tie)	100						
	1960	297	72	41 (Tie)	100						
	1961	294	71	28 (Tie)	315						
	1970	283	66	17 (Tie)	1,456						
Ed Dudley**	1941	295	73	10 (Tie)	125						
	1946	305	71	24							
Olin Dutra**	1941	(77)	x								
Ernie Els	1995	(143)	71	(Did not make cut)							
	1996	291	69	67 (Tie)	3,075						
Chick Evans*	1941	(168)	84	(Did not make cut)							
Nick Faldo	1989	281	68	23 (Tie)	9,600						
	1998	277	66	29 (Tie)	15,295						

*Indicates amateur

HALL OF FAMERS AT COLONIAL

Player	Year	Score	Best 18	Finish	Money	Player	Year	Score	Best 18	Finish	Money
Hubert Green	1971	287	67	12 (Tie)	1,950	Hale Irwin	1970	279	68	5 (Tie)	4,812
	1972	290	71	41 (Tie)	581		1971	(149)	74	(Did not make cut)	
	1973	(149)	72	(Did not make cut)			1972	291	71	43 (Tie)	469
	1974	286	68	19 (Tie)	2,589		1973	281	69	6 (Tie)	5,100
	1975	275	65	3	17,750		1974	286	65	19 (Tie)	2,589
	1976	279	67	8 (Tie)	5,225		1975	283	67	7	8,000
	1977	280	68	9 (Tie)	5,200		1976	289	70	48 (Tie)	506
	1978	282	69	21 (Tie)	2,100		1977	288	70	44 (Tie)	640
	1979	283	70	27 (Tie)	2,042		1979	282	69	20 (Tie)	3,250
	1981	(146)	72	(Rain cut)	591		1981	278	68	2	32,400
	1982	282	66	11 (Tie)	7,700		1982	289	71	55 (Tie)	798
Ralph Guldahl	1941	300	72	21 (Tie)	50		1983	281	67	12 (Tie)	7,600
Chick Harbert**	1941	(156)	78	(Did not make cut)			1985	(144)	70	(Did not make cut)	
	1947	284	68	6 (Tie)	700		1986	219	72	72 (Tie)	1,164
Chandler Harper**	1948	289	68	13 (Tie)	426		1987	281	69	41 (Tie)	2,220
	1950	292	71	17	325		1988	(149)	73	(Did not make cut)	
Champion	1951	296	72	28 (Tie)			1989	292	71	63 (Tie)	2,100
1955	1953	299	71	25 (Tie)	50		1990	281	68	25 (Tie)	7,975
	1954	(78)	78	x			1992	275	65	25 (Tie)	10,140
	1955	276	65	1	5,000		1993	271	66	11 (Tie)	26,650
	1956	296	71	30 (Tie)			1994	267	64	3	95,200
	1957	(133)	75	y			1995	(144)	72	(Did not make cut)	
	1958	(122)	83	z		Tony Jacklin	1968	290	69	19 (Tie)	1,550
	1960	293	71	34 (Tie)	100		1969	293	69	53 (Tie)	200
	1970	(154)	74	(Did not make cut)			1975	(151)	74	(Did not make cut)	
						Tom Kite	1972*	286	70	22 (Tie)	
							1973	289	71	31 (Tie)	952
							1974	288	71	31 (Tie)	1,418
							1975	291	70	40 (Tie)	975
							1976	278	68	5 (Tie)	7,267
							1977	281	67	11 (Tie)	3,800
							1978	279	68	8 (Tie)	5,020
							1979	286	70	49 (Tie)	763
							1980	277	67	9 (Tie)	7,800
							1981	279	67	3 (Tie)	15,600
							1982	278	68	4	16,800
							1983	281	68	12 (Tie)	7,600
							1984	277	67	4 (Tie)	18,850
							1985	285	69	52 (Tie)	1,143
							1986	215	71	43 (Tie)	1,788
							1987	277	69	12 (Tie)	6,480
							1988	282	67	35 (Tie)	3,955
							1989	287	69	50 (Tie)	2,490
							1990	294	70	72	1,960
							1991	281	69	50 (Tie)	2,853
							1992	278	66	40 (Tie)	4,556
							1993	280	66	58	2,912
							1995	280	68	23 (Tie)	12,110
							1996	283	68	29 (Tie)	10,200
							1997	279	67	48 (Tie)	4,021
							1998	283	69	64 (Tie)	4,830
							1999	281	68	47 (Tie)	7,532
							2000	283	69	50 (Tie)	7,959
							2001	279	68	34 (Tie)	20,200
							2002	(152)	74	(Did not make cut)	
						Bernhard Langer	1986	207	67	3 (Tie)	31,200
							2005	270	66	6 (Tie)	163,600
							2006	(145)	71	(Did not make cut)	
							2007	268	66	2 (Tie)	528,000
							2020	(140)	70	(Did not make cut)	
						Lawson Little	1941	297	71	17 (Tie)	50
							1946	288	70	13 (Tie)	277
							1947	285	69	9 (Tie)	562
							1948	289	71	13 (Tie)	426
							1950	291	69	16	375
							1951	310	76	40	

x - illness forced withdrawal after 18 holes.

y - bad back forced withdrawal after 30 holes.

z - picked up after 27 holes.

x - illness forced withdrawal after 36 holes.

** - 1959 Playoff: Hogan, 69; Hawkins, 73.

HALL OF FAMERS AT COLONIAL

Player	Year	Score	Best 18	Finish	Money	Player	Year	Score	Best 18	Finish	Money
Gene Littler	1954	289	69	12 (Tie)	708	Lloyd Mangrum	1941	295	72	10 (Tie)	125
	1955	291	70	16 (Tie)	425		1946	283	68	5 (Tie)	800
Champion	1956	290	71	13	625		1967	288	71	12 (Tie)	466
1971	1957	290	68	8 (Tie)	1,117		1948	280	68	4 (Tie)	950
	1958	294	70	22 (Tie)	150		1950	286	69	7 (Tie)	625
	1959	292	71	21 (Tie)	213		1951	284	69	3	1,400
	1960	281	69	2 (Tie)	2,500		1952	283	69	2	2,700
	1961	284	67	4 (Tie)	1,900		1953	289	71	4 (Tie)	1,600
	1962	294	70	28 (Tie)	262		1954	288	69	10 (Tie)	950
	1963	287	69	6 (Tie)	2,200		1956	293	72	20 (Tie)	308
	1964	285	68	3	4,000		1957	294	72	23 (Tie)	200
	1965	282	69	8 (Tie)	2,850		1958	285	68	5 (Tie)	1,417
	1966	285	69	7 (Tie)	2,887		1959	292	71	21 (Tie)	213
	1967	283	68	5	4,945		1960	297	72	41 (Tie)	100
	1968	280	68	2	15,000		1961	308	74	55	100
	1969	292	68	47 (Tie)	258		1962	302	71	47 (Tie)	100
	1970	274	66	2 (Tie)	11,575	Phil Mickelson	1993	(150)	74	(Did not make cut)	
	1971	283	68	1	25,000		1994	272	65	8	3,400
	1973	286	68	18 (Tie)	1,875	Champion	1995	282	69	33 (Tie)	7,087
	1974	(149)	72	(Did not make cut)		2000	1997	276	64	22 (Tie)	13,047
	1975	285	70	11 (Tie)	5,063	2008	1998	(150)	72	(Did not make cut)	
	1976	(147)	71	(Did not make cut)			1999	275	63	11 (Tie)	50,680
	1977	(148)	72	(Did not make cut)			2000	268	63	1	594,000
	1978	292	71	65 (Tie)	355		2001	269	65	2 (Tie)	352,000
	1979	275	67	2 (Tie)	26,400		2002	279	67	23 (Tie)	38,270
	1980	(144)	71	(Did not make cut)			2003	273	67	13 (Tie)	91,000
	1981	(148)	73	(Did not make cut)			2004	281	66	35 (Tie)	25,572
	1982	287	70	37 (Tie)	1,575		2005	275	67	26 (Tie)	40,600
	1983	(146)	71	(Did not make cut)			2008	266	65	1	1,098,000
Bobby Locke	1947	283	67	3 (Tie)	1,100		2010	(144)	71	(Did not make cut)	
	1948	284	68	7 (Tie)	650		2017	280	67	29 (Tie)	44,850
Davis Love III	1986	(149)	72	(Did not make cut)			2020	(140)	69	(Did not make cut)	
	1987	269	65	2	64,800	Cary Middlecoff	1946*	(76)	76	x	
	1988	(149)	70	(Did not make cut)			1947	284	69	6 (Tie)	700
	1989	280	66	17 (Tie)	13,533	Champion	1948	290	69	16 (Tie)	265
	1990	283	70	35 (Tie)	4,930	1951	1950	283	69	5 (Tie)	850
	1991	280	69	44 (Tie)	3,628		1951	282	69	1	3,000
	1992	274	65	16 (Tie)	17,073		1952	287	68	6	900
	1993	283	69	65 (Tie)	2,678		1953	287	69	2 (Tie)	2,500
	1994	281	69	42 (Tie)	4,900		1954	288	67	10 (Tie)	950
	1995	286	68	58 (Tie)	3,108		1955	287	70	4 (Tie)	1,430
	1996	277	67	5	60,000		1956	296	71	30 (Tie)	
	1997	285	70	70 (Tie)	3,184		1957	296	70	27 (Tie)	
	1999	275	66	11 (Tie)	50,680		1958	292	71	18 (Tie)	308
	2000	270	66	2 (Tie)	290,400		1959	297	69	30	100
	2002	274	67	5 (Tie)	163,400		1960	(153)	75	y	
	2004	281	67	35 (Tie)	25,572		1961	300	72	44 (Tie)	100
	2005	(142)	71	(Did not make cut)			1962	298	72	39 (Tie)	100
	2006	274	67	17 (Tie)	75,900		1963	301	72	53	150
	2007	278	68	58 (Tie)	13,320		1964	301	74	50 (Tie)	155
	2009	(143)	70	(Did not make cut)							
	2010	(144)	71	(Did not make cut)							
	2011	(141)	70	(Did not make cut)							
	2012	(146)	71	(Did not make cut)		Johnny Miller	1971	(150)	73	(Did not make cut)	
	2013	(144)	68	(Did not make cut)			1972	285	69	17 (Tie)	1,750
	2014	285	69	70 (Tie)	12,672		1973	289	70	31 (Tie)	952
Sandy Lyle	1997	(149)	73	(Did not make cut)			1974	(78)	78	x	
Meg Mallon	1991	283	67	1	110,000		1977	288	69	44 (Tie)	640
Champion, U.S. Open							1981	(148)	73	(Did not make cut)	
							1984	286	68	47 (Tie)	1,244
						Kel Nagle	1960	281	68	2 (Tie)	2,500
							1961	282	65	2	3,500
							1962	289	71	15 (Tie)	875
							1963	295	71	30 (Tie)	322
							1964	288	68	9	2,500
							1965	287	70	17 (Tie)	1,300
							1966	296	73	49 (Tie)	205
							1967	291	70	30 (Tie)	649
							1968	290	69	19 (Tie)	1,550
							1969	(150)	73	(Did not make cut)	
							1970	278	68	4	5,850

*indicates amateur

HALL OF FAMERS AT COLONIAL

Player	Year	Score	Best 18	Finish	Money	Player	Year	Score	Best 18	Finish	Money
Byron Nelson	1941	297	73	17 (Tie)	50	Arnold Palmer	1955	312	72	43	
	1946	285	70	9 (Tie)	520		1956	296	71	30 (Tie)	
	1948	283	69	6	800	Champion	1957	298	70	33 (Tie)	
	1950	298	72	27 (Tie)		1962	1958	289	65	12 (Tie)	662
	1951	285	70	4 (Tie)	900		1959	291	69	17 (Tie)	331
	1952	288	71	7 (Tie)	850		1960	289	70	22 (Tie)	243
	1953	294	73	18	350		1961	286	68	6 (Tie)	1,700
	1954	283	67	3 (Tie)	2,000		1962	281*	66	1**	7,000
	1955	290	71	12 (Tie)	593		1963	299	74	44 (Tie)	170
	1956	302	70	41 (Tie)			1964	287	69	4 (Tie)	3,160
	1957	296	70	27 (Tie)			1965	287	70	17 (Tie)	1,300
	1958	296	69	31 (Tie)			1967	284	67	6 (Tie)	4,140
	1959	293	69	25	150		1969	290	68	37 (Tie)	574
	1960	294	72	37 (Tie)	100		1974	(147)	73	(Did not make cut)	
	1961	299	69	43	100		1975	(149)	71	(Did not make cut)	
	1962	290	70	17 (Tie)	750		1982	295	68	76 (Tie)	655
	1963	300	71	48 (Tie)	150		** - 1962 Playoff: Palmer, 69; Pott, 73.				
	1965	302	72	58	150	Henry Picard	1941	303	72	26 (Tie)	50
	1966	(75)	75	x			1946	283	68	5 (Tie)	800
	<i>x - illness forced withdrawal after 18 holes.</i>						1947	288	69	12 (Tie)	466
Larry Nelson	1974	290	70	42 (Tie)	850		1948	292	71	20 (Tie)	43
	1975	301	73	71 (Tie)			1950	286	68	7 (Tie)	625
	1976	288	69	42 (Tie)	680	Gary Player	1958	294	72	22 (Tie)	150
	1977	(152)	74	(Did not make cut)			1959	290	71	11 (Tie)	604
	1978	(146)	73	(Did not make cut)			1960	287	70	11 (Tie)	845
	1979	(148)	72	(Did not make cut)			1961	288	68	9 (Tie)	1,158
	1980	(146)	73	(Did not make cut)			1962	286	68	9 (Tie)	1,350
	1981	(145)	68	(Rain cut)	627		1963	283	67	2	6,000
	1982	288	68	42 (Tie)	1,018		1964	287	68	4 (Tie)	3,160
	1984	283	70	33 (Tie)	2,585		1966	286	70	13 (Tie)	1,760
	1985	278	68	15 (Tie)	8,250		1968	283	68	4 (Tie)	5,812
	1987	(141)	70	(Rain cut)	1,236		1969	279	68	2	14,300
	1995	(146)	72	(Did not make cut)			1970	282	66	12 (Tie)	2,275
	1996	282	67	20 (Tie)	14,683		1971	286	69	7 (Tie)	3,412
	1997	277	67	33 (Tie)	8,100		1974	282	68	6	9,000
Jack Nicklaus	1961*	297	72	38			1975	288	71	21 (Tie)	2,206
	1962	283	69	4	2,000		1976	283	67	18 (Tie)	2,600
Champion	1963	284	69	3	3,500		1977	286	71	34 (Tie)	1,010
1982	1964	292	71	21 (Tie)	775		1978	288	69	49 (Tie)	476
	1967	285	70	8 (Tie)	3,258	Nick Price	1984	291	69	68 (Tie)	1,015
	1969	282	68	4 (Tie)	5,487		1985	273	64	4 (Tie)	22,000
	1970	283	69	17 (Tie)	1,456	Champion	1986	211	67	18 (Tie)	7,302
	1974	277	68	2	28,500	1994	1987	276	67	18 (Tie)	8,400
	1975	287	67	18 (Tie)	3,250	2002	1988	292	68	69 (Tie)	1,515
	1982	273	66	1	63,000		1989	277	66	5 (Tie)	36,500
	1983	284	66	28 (Tie)	2,720		1990	275	67	2 (Tie)	74,667
Greg Norman	1984	286	68	47 (Tie)	1,244		1991	282	67	57 (Tie)	2,652
	1992	272	65	6 (Tie)	42,087		1992	280	67	55 (Tie)	2,951
	1993	265	64	2	140,400		1993	278	68	45 (Tie)	3,578
	1994	285	69	50 (Tie)	3,409		1994	266	64	1*	252,000
	2001	(151)	75	(Did not make cut)			1995	278	66	12 (Tie)	29,400
Mark O'Meara	1980*	(145)	71	(Rain cut)			1996	288	69	56 (Tie)	3,345
	1981	287	71	27 (Tie)	2,040		1998	279	68	35 (Tie)	11,098
	1982	(154)	75	(Did not make cut)			2001	(143)	71	(Did not make cut)	
	1983	(149)	73	(Did not make cut)			2002	267	65	1	774,000
	1984	286	68	47 (Tie)	1,244		2003	275	65	21 (Tie)	48,357
	1985	273	66	4 (Tie)	22,000		*won sudden-death playoff				
	1987	(80)	80	wd		Johnny Revolta**	1941	(80)	x		
	1988	279	68	16 (Tie)	10,875		<i>x - withdrew after 18 holes.</i>				
	1989	283	68	31 (Tie)	5,800						
	1990	(149)	74	(Did not make cut)							
	1991	(145)	72	(Did not make cut)							
	1993	286	69	71 (Tie)	2,561						
	1994	(145)	70	(Did not make cut)							
	1995	(143)	71	(Did not make cut)							
	2000	281	66	41 (Tie)	12,210						
	2002	(145)	72	(Did not make cut)							
	2006	(144)	68	(Did not make cut)							
	<i>x - withdrew after 18 holes.</i>										

*indicates amateur

U.S. Open Hall of Famers

Fourteen World Golf Hall of Famers and 10 PGA of America Hall of Famers played in the 1941 U.S. Open at Colonial: Tommy Armour, Billy Burke, William C. Campbell*, Jimmy Demaret, Ed Dudley, Olin Dutra, Chick Evans*, Johnny Farrell, Vic Ghezzi, Ralph Guldahl, Chick Harbert, Dutch Harrison, Ben Hogan, Lawson Little, Lloyd Mangrum, Byron Nelson, Henry Picard, Johnny Revolta, Paul Runyan, Gene Sarazen, Denny Shute, Horton Smith, Sam Snead and the champion, Craig Wood.

World Golf Hall of Famer and 1913 U. S. Open champion Francis Ouimet helped supervise the 1941 U.S. Open at Colonial, along with four-time Open winner and fellow Hall of Famer Bobby Jones

HALL OF FAMERS AT COLONIAL

Player	Year	Score	Best 18	Finish	Money	Player	Year	Score	Best 18	Finish	Money	
Chi Chi Rodriguez	1964	(108)	75	x		Curtis Strange	1978	281	67	16 (Tie)	2,800	
	1965	280	68	3 (Tie)	5,100		1979	(149)	74	(Did not make cut)		
	1966	286	67	13 (Tie)	1,760		1980	280	68	23 (Tie)	2,880	
	1967	286	71	11 (Tie)	2,369		1981	279	67	3 (Tie)	15,600	
	1969	287	71	20 (Tie)	1,325		1982	282	69	11 (Tie)	7,700	
	1970	298	71	71 (Tie)	192		1983	(76)	x	wd		
	1971	288	70	22 (Tie)	1,213		1984	281	67	18 (Tie)	5,485	
	1972	285	70	17 (Tie)	1,750		1985	287	69	65 (Tie)	1,045	
	1973	292	69	48 (Tie)	406		1986	213	68	33 (Tie)	3,315	
	1974	284	69	11 (Tie)	5,063		1987	272	66	4 (Tie)	26,400	
	1975	(156)	77	(Did not make cut)			1989	277	66	5 (Tie)	36,500	
	1976	289	70	48 (Tie)	506		1990	276	68	5 (Tie)	38,000	
	1977	281	66	11 (Tie)	3,800		1991	279	67	40 (Tie)	4,800	
	1978	(146)	71	(Did not make cut)			1994	(143)	70	(Did not make cut)		
	1979	290	70	63 (Tie)	642		1995	286	66	58 (Tie)	3,108	
	1980	281	68	26 (Tie)	2,220		1996	283	67	29 (Tie)	10,200	
	1981	286	69	21 (Tie)	3,000		<i>x - withdrew after 18 holes.</i>					
	1982	292	69	66 (Tie)	714	Peter Thomson	1953	297	72	21 (Tie)	225	
	1983	(149)	73	(Did not make cut)			1954	287	66	8 (Tie)	1,175	
	1984	283	68	33 (Tie)	2,585		1955	290	70	12 (Tie)	593	
	1985	286	68	61 (Tie)	1,080		1956	287	69	6 (Tie)	1,187	
	<i>x - withdrew after 25 holes.</i>						1957	290	68	8 (Tie)	1,117	
Paul Runyan	1941	291	72	5 (Tie)	217		1959	289	70	10	900	
Gene Sarazen	1941	294	72	7 (Tie)	217		1960	298	70	44 (Tie)	100	
Denny Shute	1941	287	69	2	800		1961	295	70	32 (Tie)	225	
Charlie Sifford	1966	299	69	56 (Tie)	165		1966	285	68	7 (Tie)	2,887	
	1967	291	70	30 (Tie)	649	Lee Trevino	1968	283	70	4 (Tie)	5,812	
	1968	301	71	53 (Tie)	200		1970	274	66	2 (Tie)	11,575	
	1969	291	69	43 (Tie)	397		Champion	1971	287	68	12 (Tie)	1,950
	1970	(148)	72	(Did not make cut)		1976	1972	288	69	31 (Tie)	815	
	1972	288	71	31 (Tie)	815	1978	1973	294	71	55 (Tie)	330	
	1973	285	71	15 (Tie)	2,400		1974	280	68	5	10,250	
	1974	(150)	73	(Did not make cut)			1975	293	70	50 (Tie)	600	
Vijay Singh	1996	283	68	29 (Tie)	10,200		1976	273	64	1	40,000	
	1998	(146)	71	(Did not make cut)			1977	281	67	11 (Tie)	3,800	
	1999	275	66	11 (Tie)	50,680		1978	268	66	1	40,000	
	2000	281	67	41 (Tie)	12,210		1979	283	66	27 (Tie)	2,042	
	2001	274	68	11 (Tie)	88,000		1980	277	66	9 (Tie)	7,800	
	2002	277	68	12 (Tie)	79,243		1981	289	71	40 (Tie)	1,140	
	2009	266	64	6 (Tie)	215,450		1982	281	67	9 (Tie)	9,800	
	2010	271	67	33 (Tie)	33,480		1983	(146)	72	(Did not make cut)		
	2011	(143)	70	(Did not make cut)			1984	289	70	62 (Tie)	1,075	
	2012	284	69	47 (Tie)	16,240		1985	278	68	15 (Tie)	8,250	
Horton Smith	1941	296	73	13 (Tie)	100		1986	210	68	13 (Tie)	10,920	
Sam Snead	1941	296	70	13 (Tie)	100		1987	(142)	69	(Did not make cut)		
	1946	292	69	4	1,000		1988	280	68	22 (Tie)	6,417	
Champion	1950	277	66	1	3,000		1989	(147)	73	(Did not make cut)		
1950	1951	292	71	19 (Tie)	75	Ken Venturi	1957	292	71	14 (Tie)	531	
	1965	286	71	15 (Tie)	1,650		1958	283	69	2	3,000	
Annika Sorenstam	2003	(145)	71	(Did not make cut)			1959	302	72	41	100	
Payne Stewart	1979*	(150)	74	(Did not make cut)			1960	284	69	5 (Tie)	1,400	
	1984	270	64	2	54,000		1961	298	71	39 (Tie)	103	
	1985	279	66	19 (Tie)	5,643		1962	x	x	x		
	1986	205	66	2	64,800		1964	296	73	36 (Tie)	262	
	1987	(141)	70	(Rain cut)	1,236		1966	294	72	42 (Tie)	352	
	1988	280	65	22 (Tie)	6,417		1967	293	72	39 (Tie)	395	
	1989	278	68	8 (Tie)	28,000		1974	(153)	76	(Did not make cut)		
	1990	277	67	7 (Tie)	30,125							
	1991	(143)	71	(Did not make cut)								
	1992	277	68	34 (Tie)	6,565							
	1993	(69)	x	dq								
	1995	285	66	52 (Tie)	3,248							
	1996	278	68	6 (Tie)	48,562							
	1997	279	66	48 (Tie)	4,021							
	1998	276	66	18 (Tie)	24,485							

x - disqualified after second round.

*indicates amateur

HALL OF FAMERS AT COLONIAL

Player	Year	Score	Best 18	Finish	Money	Player	Year	Score	Best 18	Finish	Money
Lanny Wadkins	1972	292	72	47 (Tie)	350						
	1973	288	71	24 (Tie)	1,215						
Champion	1974	(151)	75	(Did not make cut)							
1988	1975	(75)	x	wd							
	1976	287	71	35 (Tie)	944						
	1977	291	71	55 (Tie)	435						
	1979	286	70	49 (Tie)	763						
	1981	293	71	55 (Tie)	687						
	1982	293	70	71 (Tie)	686						
	1984	(147)	72	(Did not make cut)							
	1985	(147)	73	(Did not make cut)							
	1988	270	65	1	135,000						
	1989	(148)	73	(Did not make cut)							
	1990	288	68	57 (Tie)	2,220						
	1991	282	69	57 (Tie)	2,652						
	1992	274	66	16 (Tie)	17,073						
	1994	(146)	73	(Did not make cut)							
	1995	279	67	15 (Tie)	20,335						
	1996	289	68	62 (Tie)	3,225						
	1997	277	66	33 (Tie)	8,100						
	1998	276	66	18 (Tie)	24,485						
	1999	(147)	70	(Did not make cut)							
				<i>x - withdrew after 18 holes.</i>							
Tom Watson	1973	299	73	69 (Tie)	243						
	1974	286	69	19 (Tie)	2,589						
Champion	1975	284	67	8 (Tie)	6,792						
1998	1976	287	71	35 (Tie)	944						
	1977	274	67	3	14,200						
	1978	273	68	4 (Tie)	8,800						
	1979	276	65	4 (Tie)	13,200						
	1980	274	66	4 (Tie)	13,200						
	1981	(145)	69	(Rain cut)	627						
	1984	277	66	4 (Tie)	18,850						
	1985	281	66	35 (Tie)	2,465						
	1986	207	64	3 (Tie)	31,200						
	1987	(143)	70	(Did not make cut)							
	1988	(146)	68	(Did not make cut)							
	1990	281	68	25 (Tie)	7,975						
	1991	272	66	7 (Tie)	36,150						
	1992	275	66	25 (Tie)	10,140						
	1993	269	64	6 (Tie)	43,550						
	1995	283	68	41 (Tie)	5,180						
	1996	286	69	46 (Tie)	3,900						
	1997	(144)	72	(Did not make cut)							
	1998	265	65	1	414,000						
	1999	280	66	39 (Tie)	10,640						
	2002	275	66	7	144,050						
Tom Weiskopf	1966	286	68	13 - T	1,760						
	1967	286	65	11 - T	2,369						
Champion	1969	297	68	68 - T	200						
1973	1970	284	69	25 - T	982						
	1971	289	71	24 - T	877						
	1972	295	68	60 - T	250						
	1973	276	68	1	30,000						
	1974	284	68	11 - T	5,063						
	1975	289	70	29 - T	1,625						
	1976	277	67	3 - T	11,800						
	1977	285	70	26 - T	1,390						
	1978	276	65	6	7,200						
	1979	285	69	42 - T	1,050						
	1980	282	67	31 - T	1,779						
	1981	285	69	19 - T	4,050						
	1983	295	66	70 - T	800						
	1984	291	71	68 - T	1,015						
	1986	(148)	69	Cut							
	1990	(150)	74	Cut							
	1992	279	68	49 - T	3,176						
Craig Wood	1941	284	70	1	1,000						
Champion, U.S. Open											
Tiger Woods	1997	268	64	4 (Tie)	70,400						

HISTORY OF COLONIAL COUNTRY CLUB

Marvin Leonard was the "father" of Colonial Country Club. An ardent golfer who shot in the 70s, Mr. Leonard decided in 1935 that Fort Worth and Texas should have a championship course with bentgrass greens. Unable to encourage any of the clubs to which he belonged to take steps in this direction, he purchased some brush-covered Trinity River land and called in the best golf course architects in the nation.

Legendary architect John Bredemus built the course, with Ralph Plummer as his construction foreman. At Leonard's request, Perry Maxwell later redesigned holes three, four and five especially for the 1941 U.S. Open.

Colonial was opened in 1936 and operated as a private venture for seven years. On Jan. 1, 1943, ownership passed to stockholding members and became a club operation.

The idea for the Colonial National Invitation Golf Tournament was conceived in 1941 after the USGA National Open championship was held here. The Open was so well received by fans and players alike that Colonial's officials resolved immediately thereafter that the club should have an annual tournament of its own.

Birth of the Colonial event, however, was delayed five years due to World War II. In the meantime, members planned to emulate the very best, the Masters Tournament, which had begun in 1934. Colonial even adopted part of that tournament's original name, the "Invitation Tournament."

The first Colonial National Invitation Tournament was held in 1946, and has been an annual event ever since (the 1949 tournament was cancelled because of the Fort Worth flood of May 17).

The present clubhouse was opened in September of 1955 after a fire destroyed the original clubhouse on April 16, 1953.



Marvin Leonard with permanent Leonard Trophy


COLONIAL'S WALL OF CHAMPIONS

Representing seven decades of golf's greatest players, Colonial Country Club's Wall of Champions on the first tee is a permanent tribute to the winners of one of the oldest and most prestigious golf tournaments, not only on the PGA Tour, but in the entire world. The biggest names in the game have convened each year at Colonial since the '40s, starting with the 1941 U.S. Open and then the Colonial National Invitation in 1946.

It is fitting that the great Ben Hogan, a Fort Worth native, won the National Invitation five times, including the inaugural event in 1946 and his final career victory in 1959. His five plaques

dominate the Wall. Only eleven other men: Lee Trevino, Al Geiberger, Julius Boros, Ben Crenshaw, Billy Casper, Bruce Lietzke, Corey Pavin, Nick Price, Phil Mickelson, Kenny Perry and Zach Johnson were able to win more than once against Colonial's premiere fields.

The memorial is a virtual golf Hall of Fame. Erected in 1975 prior to the Tournament Players Championship held here that year, the original Wall was built to accommodate 50 plaques. In 1994, after Nick Price's first victory took the 50th plaque, a new memorial was built to accommodate another 50 years of champions.



WHO'S THE BEST

Colonial provides the pros with a superb test of skill, thus only the top golfers consistently score well here over time. The charts below show lifetime scoring averages at Colonial, ranked according to how many years the players have appeared here.

FOR 2-5 YEARS

Player	Years	Rounds	Strokes	Average
Brooks Koepka	2	8	537	67.13
Bernhard Langer	5	15	1,028	68.53
Nick O'Hern	5	18	1,235	68.61
Davis Riley	4	12	824	68.67
Corey Connors	4	16	1,099	68.69
Collin Morikawa	5	20	1,374	68.70
Nathan Green	5	20	1,374	68.70
Jason Day	5	16	1,101	68.81
Keegan Bradley.....	3	10	689	68.90

FOR 6-10 YEARS

Player	Years	Rounds	Strokes	Average
Paul Casey	6	19	1,298	68.32
Tim Clark	10	38	2,597	68.34
Steve Marino	6	20	1,369	68.45
Scottie Scheffler	6	22	1,509	68.59
Patrick Reed.....	6	22	1,513	68.77
Tony Finau	9	34	2,344	68.94
Ted Purdy	6	20	1,380	69.00
Adam Hadwin.....	6	24	1,657	69.04

FOR 11-20 YEARS

Player	Years	Rounds	Strokes	Average
Jordan Spieth	13	50	3,413	68.26
Kevin Na	16	56	3,836	68.50
Justin Rose	11	42	2,891	68.83
Matt Kuchar	14	52	3,582	68.88
Bo Van Pelt	12	46	3,172	68.96
David Toms	20	68	4,698	69.09
Stewart Cink	19	70	4,836	69.09
Zach Johnson	19	70	4,840	69.14

OVER 20 YEARS

Player	Years	Rounds	Strokes	Average
Jim Furyk	23	82	5,665	69.09
Kenny Perry	24	83	5,752	69.30
Corey Pavin	33	115	7,990	69.48
Justin Leonard	22	79	5,492	69.52
Tom Watson	24	87	6,082	69.91
Rory Sabbatini	24	79	5,523	69.91
Billy Mayfair*	26	90	6,299	69.98
Scott Verplank	21	71	4,974	70.06
Bob Tway	22	73	5,119	70.12
Tim Herron	23	78	5,480	70.26
Davis Love III	26	86	6,048	70.33
Bruce Lietzke	27	97	6,826	70.37

* includes amateur appearance(s)

TOP 50 MONEY WINNERS

Jordan Spieth overtook two-time champion Zach Johnson as Colonial's all-time money leader in 2021, and also became the second player to crack the \$3 million barrier at Colonial. Johnson was the first to top \$3 million here, in 2013. Spieth became the first \$4 million player at Colonial in 2024. In 1978, Lee Trevino became the first golfer to top \$100,000 in earnings here. Ben Hogan was Colonial's top money man for 23 years, from 1946-68, and only dropped out of the top 50 in 1989 (with \$47,857). In 2026 purse dollars, Ben Hogan's career winnings at Colonial would be more than \$12 million.

Rank	Player	Tournaments	In Money*	Total
1	Jordan Spieth	13	12	\$4,058,166
2	Zach Johnson	19	16	3,679,595
3	Kenny Perry	24	19	2,733,347
4	Scottie Scheffler	6	5	2,683,775
5	David Toms	20	16	2,674,003
6	Kevin Na	16	13	2,552,875
7	Emiliano Grillo	10	9	2,575,440
8	Phil Mickelson	17	12	2,398,506
9	Rory Sabbatini	24	16	2,301,570
10	Justin Rose	11	10	2,125,711
11	Chris Kirk	15	12	2,057,777
12	Davis Riley	4	2	1,991,500
13	Jim Furyk	23	18	1,985,689
14	Jason Kokrak	8	6	1,871,294
15	Sam Burns	4	3	1,845,288
16	Kevin Kisner	12	7	1,746,614
17	Ben Griffin	3	2	1,730,837
18	Jason Dufner	14	9	1,706,840
19	Tim Herron	23	16	1,670,183
20	Tim Clark	10	9	1,664,567
21	Steve Stricker	13	10	1,621,120
22	Matt Kuchar	15	13	1,567,527
23	Tony Finau	9	8	1,552,463
24	Daniel Berger	7	5	1,540,056
25	Corey Pavin	33	5	1,539,924
26	Collin Morikawa	5	5	1,469,789
27	Steve Fleuch	19	15	1,455,617
28	Ryan Palmer	22	14	1,453,969
29	Adam Scott	7	7	1,447,169
30	Boo Weekley	10	6	1,426,865
31	Rod Pampling	15	8	1,397,282
32	Ben Crane	13	10	1,348,350
33	Justin Leonard	21	17	1,321,162
34	Nick Price	17	16	1,278,780
35	Harris English	10	7	1,287,417
36	Stewart Cink	19	16	1,247,653
37	Bo Van Pelt	12	11	1,216,966
38	Pat Perez	17	12	1,177,520
39	Sergio Garcia	10	6	1,125,963
40	Jeff Sluman	20	15	1,108,762
41	Brendon Todd	9	7	1,066,228
42	Charley Hoffman	16	14	1,053,162
43	Matt Schmid	2	1	1,035,000
44	Brian Gay	19	14	1,024,362
45	Brian Harman	13	11	1,006,346
46	Stephen Ames	11	9	997,578
47	Adam Schenk	8	3	988,775
48	Billy Mayfair	24**	18	972,527
49	Ian Poulter	9	8	967,271
50	Chad Campbell	18	10	965,684

**Does not count two amateur appearances

Champions in bold.

PERFECT EARNINGS RECORD

These are players, appearing here more than once, who have perfect earnings records - that is they have won a prize* on every visit as a professional. It should be noted that Ben Hogan played in only one Colonial tournament that had a cut, in 1970, and made it. Though illness forced him to withdraw prior to the third round of the 1954 event, he was in third place at the time.

Rank	Player	Earnings*	In the Money	Years
1	Ben Hogan	47,857	21 of 21	1946-48, 1950-62, 1964-67, 1970
2	Gary Player	56,118	17 of 17	1958-64, 66, 68-71, 74-78
3	Jack Nicklaus	113,946	10 of 10	1962-64, 67, 69-70, 74-75, 82-83
4	Ted Kroll	8,219	9 of 9	1953, 55-56, 58-63
5	Roberto De Vicenzo	8,321	8 of 8	1952, 56-61, 70
6T	Adam Scott	1,447,169	7 of 7	2009, 11, 14-16, 18, 24
	Ben Martin	346,670	7 of 7	2014-18, 23-24
	Joe Ogilvie	159,488	7 of 7	2001, 04-06, 08-09, 11
	Mark Pfeil	34,544	7 of 7	1978, 80-81, 83-86
10T	Mark Hubbard	330,348	6 of 6	2016, 2020-24
	Luke Donald	206,774	6 of 6	2002-04, 09, 22-23
	Adam Hadwin	543,775	6 of 6	2015-18, 20-21
	Charlie Wi	797,117	6 of 6	2008-13
	Pat McGowan	6,388	6 of 6	1979, 83-87
15T	Collin Morikawa	1,469,789	5 of 5	2020-24
	Nathan Green	468,199	5 of 5	2006-08, 10-11
	Ken Green	47,633	5 of 5	1986, 88, 91-92, 94
	Jack McGowan	6,846	5 of 5	1965-66, 68-70
	Bert Weaver	3,888	5 of 5	1959-60, 63, 65-66
	Toney Penna	3,478	5 of 5	1946-51
21T	Byeong-Hun An	132,191	4 of 4	2019-21, 23
	Ben Silverman	260,736	4 of 4	2018-19, 24-25
	Lee Hodges	294,831	4 of 4	2022-25
	Joaquin Niemann	305,763	4 of 4	2018-21
	Corey Conners	409,625	4 of 4	2018-21
	Derek Fathauer	66,227	4 of 4	2009, 16-18
	Brian Bateman	128,363	4 of 4	2004-06, 08
	Patrick Sheehan	66,532	4 of 4	2003-05, 08
	Brett Ogle	36,213	4 of 4	1993-96
	Robert Wrenn	13,091	4 of 4	1988-91
	John Fought	6,170	4 of 4	1978, 80-81, 83
	Sam Snead	5,724	4 of 4	1946, 50-51, 63
	Artie McNickle	3,156	4 of 4	1974, 79-81
	Henry Picard	1,934	4 of 4	1946-48, 50
	Jeff Mitchell	24,050	4 of 4	1978, 80-82
	Tony Sills	28,898	4 of 4	1984-87
37T	Viktor Hovland	296,625	3 of 3	2020, 22-23
	Adam Svensson	127,407	3 of 3	2023-25
	Nick Hardy	245,948	3 of 3	2023-25
	Aaron Rai	247,867	3 of 3	2022-24
	Kurt Kitayama	169,431	3 of 3	2022-23, 25
	Austin Smotherman	100,552	3 of 3	2022-24
	Ted Potter Jr.	124,198	3 of 3	2013, 18-19
	Blake Adams	127,117	3 of 3	2010-12
	Kris Blanks	251,466	3 of 3	2010-12
	Jose Coceres	52,625	3 of 3	2001-02, 08
	Stephen Leaney	80,213	3 of 3	2004-05, 07
	Nick Faldo	31,594	3 of 3	1994, 98, 2000
	Mike Brisky	52,122	3 of 3	1997-99
	Doug Martin	31,969	3 of 3	1996-98
	Brad Fabel	11,717	3 of 3	1987, 93, 98
	Bill Sander	6,665	3 of 3	1987-88, 90
53T	Tom Kim	103,641	2 of 2	2024-25
	Hideki Matsuyama	192,275	2 of 2	2014, 2025
	Max McGreevy	39,959	2 of 2	2022, 25
	Mac Meissner	384,597	2 of 2	2024-25
	Ryan Fox	134,285	2 of 2	2023-24
	Thomas Detry	103,163	2 of 2	2023-24
	Vincent Normann	41,445	2 of 2	2023-24
	Alex Noren	66,754	2 of 2	2020, 23
	Brooks Koepka	808,675	2 of 2	2018, 2020
	Matthew Fitzpatrick	57,132	2 of 2	2019-20

(Only active players who are 2 of 2 are listed.)

Champions in bold.

*"Guarantee money," which was given contestants who completed tournament but finished out of the money during 1959-72, is not counted in these compilations.

TOP 10 FINISHES

Player	Years in	Years	Wins
	Top 10	Played	
Ben Hogan*	15	21	5
Gene Littler	12	29	1
Tom Watson	11	24	1
Julius Boros	9	27	2
Gardner Dickinson	9	18	1
Jordan Spieth	8	13	1
Corey Pavin	8	33	2
Ben Crenshaw	8	33	2
Lloyd Mangrum*	8	15	-
Gary Player	8	17	-
Lee Trevino	7	21	2
Cary Middlecoff	7	18	1
Jim Furyk	7	23	-
Don January	7	27	-
Jack Nicklaus	6	11	1
Bruce Crampton	6	16	1
Kevin Na	6	16	1
Ted Kroll	6	9	-
Jeff Sluman	6	20	-
Tom Kite	6	30	-
Zach Johnson	5	19	2
Nick Price	5	17	2
Rory Sabbatini	5	24	1
Johnny Palmer	5	18	1
David Toms	5	20	1
Tommy Bolt	5	21	1
Ed Oliver	5	8	-
Peter Thomson	5	9	-
Jimmy Demaret	5	10	-
Ben Crane	5	12	-
Dow Finsterwald	5	13	-
Payne Stewart	5	14	-
Jack Burke, Jr.	5	15	-
Doug Ford	5	16	-
Mark Calcavecchia	5	18	-
Bob Murphy	5	18	-
Byron Nelson	5	18	-
Justin Leonard	5	21	-
Hale Irwin	5	22	-
John Mahaffey	5	23	-
Kenny Perry	4	23	2
Al Geiberger	4	26	2
Jerry Heard	4	10	1
Arnold Palmer	4	16	1
Doug Sanders	4	18	1
David Frost	4	27	1
Scottie Scheffler	4	6	-
Pat Perez	4	15	-
Kel Nagle	4	11	-
Rod Pamplung	4	15	-
Paul Goydos	4	12	-
Mason Rudolph	4	13	-
Bo Wininger	4	14	-
Ryan Palmer	4	22	-
Scott Simpson	4	16	-
Curtis Strange	4	16	-
John Cook	4	17	-
Scott Hoch	4	17	-
Rocco Mediate	4	20	-
David Edwards	4	20	-
Davis Love III	4	25	-
Phil Mickelson	3	17	2
Billy Casper	3	17	2
Bruce Lietzke	3	27	2
Clayton Heafner	3	4	1
Emiliano Grillo	3	10	1
Kevin Kisner	3	11	1
Mike Souchak	3	15	1
Steve Flesch	3	16	1
Tom Lehman	3	17	1
Tom Weiskopf	3	20	1
Fuzzy Zoeller	3	21	1
Tom Purtzer	3	26	1
Dave Stockton	3	27	1
Keith Clearwater	3	34	1
Brendon Todd	3	9	-
Brian Harman	3	12	-
Matt Kuchar	3	15	-

Inactive non-champions with three top 10s here are not listed. Colonial champs whose victory is their only top 10 finish are Harper (55), De Vicenzo (57), Wadkins (88) Browne (99) Garcia (01), Stricker (09), Scott (14), Berger (20), Burns (22) and Griffin (25). Winners with two top 10s, including their win, are Kokrak (21), Kirk (15), Herron (06), Baker-Finch (89), Pohl (86), Curi (74), Colbert (83), Blancas (70), Jacobsen (84), Snead (50), Devlin (66), Weekley (13), Rose (18) and Riley (24).

*Also finished in the top 10 in the 1941 U.S. Open at Colonial.

BEATING PAR AT COLONIAL

Year	Sub-Par	Even Par	Over Par	(80 or Over)	Total
1946	17	10	86	(6)	113
1947	16	17	75	(1)	108
1948	19	17	92	(1)	128
1950	16	14	110	(2)	140
1051	18	8	142	(6)	168
1952	14	7	147	(11)	168
1953	10	6	169	(13)	185
1954	24	9	150	(5)	183
1955	14	11	156	(9)	181
1956	13	10	192	(10)	215
1957	8	15	163	(2)	186
1958	18	15	153	(7)	186
1959	21*	10	163	(8)	**194
1960	23	23	168	(2)	214
1961	22	15	186	(4)	223
1962	18*	18	185	(6)	**221
1963	19	10	231	(12)	260
1964	16	19	227	(18)	262
1965	29	32	213	(13)	274
1966	31	24	225	(7)	280
1967	27	21	240	(13)	288
1968	23	21	242	(12)	286
1969	44	26	278	(12)	348
1970	72	30	248	(7)	350
1971	31	34	287	(4)	352
1972	49	31	262	(8)	342
1973	39	38	279	(10)	356
1974	49	28	359	(15)	436
1975	44	26	349	(13)	419
1976	65	37	247	(1)	349
1977	56	43	243	(2)	342
1978	85	37	234	(4)	356
1979	76	50	219	(3)	345
1980	90	53	189	(1)	332
1981	52	37	232	(0)	321
1982	63	43	260	(3)	366
1983	71	42	235	(5)	348
1984	93	48	212	(4)	353
1985	119	45	184	(1)	348
1986	61	34	180	(4)	275
1987	134	54	145	(2)	333
1988	103	37	212	(2)	352
1989	83	49	207	(5)	339
1990	94	45	226	(4)	365
1991	149	60	159	(1)	368
1992	161	54	161	(2)	376
1993	182	45	148	(1)	375
1994	138	50	170	(0)	358
1995	116	48	207	(3)	371
1996	94	57	223	(4)	374
1997	169	57	130	(1)	356
1998	171	43	155	(0)	369
1999	141	46	193	(2)	380
2000	130	54	171	(1)	355
2001	133	54	177	(5)	364
2002	118	45	222	(2)	385
2003	171	57	148	(0)	376
2004	114	55	201	(1)	370
2005	179	46	145	(2)	370
2006	169	61	147	(2)	377
2007	200	51	112	(1)	363
2008	148	71	181	(1)	400
2009	221	52	124	(0)	397
2010	257	50	85	(0)	392
2011	168	53	171	(1)	393
2012	104	61	231	(3)	396
2013	201	62	157	(2)	420
2014	166	65	165	(1)	396
2015	192	53	150	(0)	395
2016	165	50	166	(0)	381
2017	113	45	225	(2)	383
2018	191	52	152	(3)	395
2019	128	44	213	(2)	385
2020	223	65	142	(0)	430
2021	161	50	178	(2)	389
2022	126	45	206	(2)	377
2023	132	61	191	(1)	384
2024	134	55	211	(2)	400
2025	170	57	195	(0)	422
Totals	7,523	3,073	15,024	(328)	25,620

*Includes Hogan's 69 in the 1959 playoff; Palmer's 69 in the 1962 playoff.

SUB-PAR SCORES BY ROUNDS

Year	1R	2R	3R	4R	Total
1946	1	4	3	9	17
1947	2	4	6	4	16
1948	6	6	6	1	19
1950	5	3	6	2	16
1951	4	5	5	4	18
1952	3	5	2	4	14
1953	1	3	3	3	10
1954	3	4	14	3	24
1955	1	6	5	2	14
1956	3	1	5	4	13
1957	4	0	3	1	8
1958	8	2	4	4	18
1959	6	7	2	5	21*
1960	9	4	3	7	23
1961	7	0	10	5	22
1962	9	0	5	3	18**
1963	4	7	5	3	19
1964	2	6	6	2	16
1965	6	5	5	13	29
1966	7	8	10	6	31
1967	5	15	6	1	27
1968	7	1	13	2	23
1969	8	20	2	14	44
1970	27	11	18	16	72
1971	10	11	3	7	31
1972	17	14	16	2	49
1973	8	13	5	13	39
1974	13	22	3	11	49
1975	13	14	10	7	44
1976	16	20	21	8	65
1977	23	7	12	14	56
1978	26	28	10	21	85
1979	23	16	20	17	76
1980	21	26	23	20	90
1981	21	17	9	5	52
1982	25	8	14	16	63
1983	28	28	11	4	71
1984	35	26	18	14	93
1985	30	41	26	22	119
1986	16	30	15	0	61
1987	49	46	21	18	134
1988	15	36	34	18	103
1989	13	19	27	24	83
1990	18	18	21	37	94
1991	44	50	37	18	149
1992	29	57	35	40	161
1993	40	56	41	45	182
1994	43	41	33	21	138
1995	54	24	13	25	116
1996	23	38	19	14	94
1997	52	58	42	17	169
1998	49	60	33	29	171
1999	15	51	37	38	141
2000	25	41	30	34	130
2001	28	46	43	16	133
2002	30	36	25	27	118
2003	53	44	29	45	171
2004	34	30	27	23	114
2005	44	58	37	40	179
2006	47	58	30	34	169
2007	63	64	32	41	200
2008	33	48	46	21	148
2009	61	67	56	37	221
2010	75	79	57	46	257
2011	58	61	26	23	168
2012	30	34	26	14	104
2013	71	65	34	31	201
2014	41	50	45	30	166
2015	55	48	50	39	192
2016	44	54	36	31	165
2017	33	27	20	33	113
2018	60	35	48	48	191
2019	37	44	22	25	128
2020	77	67	44	35	223
2021	40	60	35	26	161
2022	42	51	20	13	126
2023	50	48	18	16	132
2024	45	42	34	14	134
2025	56	59	35	20	170
Totals	2,139	2,318	1,661	1,405	7,523

*Includes Hogan's 69 in 1959 playoff. *

HOW THE HOLES RANK

Colonial's two toughest holes to par are, first, No. 5 and second, No. 3. The easiest for the pros to par is No. 1, with about one out of six making birdie.

On the back side, the toughest are Nos. 12 and 14, and the easiest is No. 11. All but four holes at Colonial (Nos. 1, 2, 6 and 11) have over par totals in all-time Colonial competition.

The rankings:

Rank	Hole	Par and Yards	Net Over Par
1st	5	4 - 476	8,532
2nd	3	4 - 475	5,669
3rd	4	3 - 248	4,858
4th	12	4 - 457	3,401
5th	14	4 - 456	3,119
6th	15	4 - 431	3,118
7th	9	4 - 413	3,097
8th	10	4 - 407	2,921
9th	8	3 - 194	2,525
10th	13	3 - 199	2,282
11th	16	3 - 197	1,926
12th	7	4 - 480	1,831
13th	18	4 - 442	1,775
14th	17	4 - 399	1,124
15th	6	4 - 410	-82
16th	2	4 - 385	-842
17th	11	5 - 639	-2,941
18th	1	5 - 581	-6,787

When broken down as to the front side and the back side, here is what the above chart adds up to:

	Net Over Par
First Nine Holes	18,801
Last Nine Holes	16,722
Total Strokes Over Par	35,417

BEST HOLES IN AMERICA

Colonial's famous fifth hole was named in 1965 by Sports Illustrated as the very best fifth hole in the United States. Thus Colonial's No. 5 is part of a "dream course" chosen by the magazine after consultation with USGA executive Joseph Dey, professional Byron Nelson and amateur Charlie Coe.

Colonial's contribution to "The Best 18 in America" is a par four hole, 466 yards in length. It is known as "Death Valley," and in 1982 was named the most difficult par four on the entire pro circuit by the touring professionals.

Sports Illustrated also included the fifth hole in its 1998 feature, "The 9 Best Holes in America," along with holes from Pebble Beach, Pine Valley, Augusta National, Winged Foot, Cypress Point and others.

Close in notoriety is Colonial's hole No. 3, which was named the most difficult third hole in America by the PGA of America in 1986. One of "America's 18 Toughest Holes," Colonial's No. 3 is a 470-yard, dogleg left, par four.

Also in 1986, Colonial's fifth and 18th holes were included in Golf Magazine's "The 100 Greatest Holes in America."

LEADER MARGINS

Biggest lead after 18 holes:

4 strokes -	Tommy Bolt	1953
	George Schneider	1946
3 strokes -	Arnold Palmer	1958
	Kel Nagle	1961
	Hale Irwin	1974

Biggest lead after 36 holes:

7 strokes -	Chandler Harper	1955*
	David Toms	2011*
4 strokes -	John Schroeder	1977
	Corey Pavin	1985*
3 strokes -	Clayton Heafner	1948*
	Raymond Gafford	1952
	Clayton Heafner	1953
	Bruce Devlin	1966*
	Leonard Thompson	1979
	Kenny Perry	2005*

Biggest lead after 54 holes:

8 strokes -	Kenny Perry	2003*
7 strokes -	Kenny Perry	2005*
6 strokes -	Chandler Harper	1955*
5 strokes -	Raymond Gafford	1952
	Sam Snead	1950*
	Corey Pavin	1985*

Widest margin of victory:

8 strokes -	Chandler Harper	1955
7 strokes -	Kenny Perry	2005
6 strokes -	Clayton Heafner	1948
	Kenny Perry	2003
5 strokes -	Ben Hogan	1953
	Billy Casper	1968
	Nick Price	2002
	Davis Riley	2024

*Went on to win tournament that year

SURMOUNTABLE LEADS

This table shows the greatest gaps former Colonial champs have overcome during their climb to the title.

After 18	Shots Back	Position
Rory Sabbatini, 2007	7	64T
Olin Browne, 1999	7	63T
Adam Scott, 2014	6	64T
Kevin Na, 2019	6	38T
Ben Hogan, 1946	6	12T
Ben Hogan, 1952	6	21T
Ben Hogan, 1953	6	9T

After 36	Shots Back	Position
Sam Burns, 2022	8	40T
Rory Sabbatini, 2007	8	40T
Olin Browne, 1999	7	30T
Chris Kirk, 2015	7	15T
Adam Scott, 2014	6	36T
Sergio Garcia, 2001	6	16T
Roberto De Vincenzo, 1957	6	17T
Ben Hogan, 1946	5	14T
Johnny Palmer, 1954	5	7T
Mike Souchak, 1956	5	15T
Doug Sanders, 1961	5	9T
Keith Clearwater, 1987	5	25T
Tom Purtzer, 1991	5	20T
Bruce Lietzke, 1992	5	17T

After 54	Shots Back	Position
Sam Burns, 2022	7	17T
Nick Price, 1994	7	4T
Ben Hogan, 1952	6	3
Phil Mickelson, 2000	6	8T
Sergio Garcia, 2001	5	7T
Gene Littler, 1971	5	12T

COLONIAL'S ACES

Only 35 holes-in-one have been scored during official tournament play in 79 years at Colonial:

Kel Nagle	No. 13	1961
Kermit Zarley	No. 16	1968
Rod Funseth	No. 13	1969
Kermit Zarley	No. 8	1972
Peter Oosterhuis	No. 13	1976
Orville Moody	No. 16	1979
Bruce Lietzke	No. 16	1980
Larry Mize	No. 8	1984
Jim Thorpe	No. 16	1984
George Archer	No. 8	1985
Chris Perry	No. 16	1989
Chip Beck	No. 8	1989
Loren Roberts	No. 16	1993
Jeff Maggert	No. 8	1995
Jim Gallagher Jr.	No. 13	1996
Brad Faxon	No. 8	1996
Stuart Appleby	No. 13	2000
Corey Pavin	No. 13	2002
Hal Sutton	No. 16	2003
Shigeki Maruyama	No. 8	2003
Brian Gay	No. 8	2007
Rod Pampling	No. 16	2007
Dustin Johnson	No. 13	2008
Dean Wilson	No. 13	2009
Ben Crane	No. 13	2010
Paul Goydos	No. 13	2010
Jim Furyk	No. 8	2011
Harrison Frazar	No. 16	2012
Bobby Gates	No. 13	2013
Scott Brown	No. 13	2014
Brian Stuard	No. 16	2017
Sung Kang	No. 13	2020
Harris English	No. 8	2023
Scottie Scheffler	No. 8	2023
Joel Dahmen	No. 13	2025

Nagle became the first to score an ace at Colonial, using a 2-iron on the 195-yard 13th hole during the opening round of the 1961 tournament. It was a low flying shot, landing about 40 feet from the pin and hopping in the cup on the fourth or fifth bounce.

Zarley's 1968 hole-in-one came on the 197-yard 16th hole. He used a 5-iron for the first round ace. He scored his second ace in 1972's first round, using a 4-iron on the 209-yard 8th hole.

Funseth used a 3-iron in recording his ace during the final round of the 1969 event. Course changes prior to the '69 event made the 13th hole very different from the one which Nagle recorded his 1961 ace - it had been completely rebuilt.

Oosterhuis' ace in 1976 came with a 3-iron into the cup during the third round. Moody used a 5-iron to ace the 183-yard 16th hole in the 1979 final round.

Lietzke's 5-iron shot on #16 hit seven feet in front of the cup and lazily rolled in. The ace helped him tie the course record of 63 in the first round of the 1980 tournament, which he won.

Mize scored his ace on the 192-yard eighth hole in the first round of the 1984 tournament. Thorpe aced the 16th hole during 1984's final round. Archer scored his ace on the eighth hole during the 1985 event. Beck and Perry made their 1989 aces within minutes of each other during the final round.

Roberts aced the 16th hole in 1993, as did Maggert on the 8th in 1995. Jim Gallagher Jr. and Brad Faxon used a 5-iron and 4-iron, respectively, for their aces on 13 and 8 in 1996.

Appleby aced 13 on Saturday afternoon. Pavin made his Colonial ace on #13 in the first round with a 5-iron.

Sutton and Maruyama both used six irons for their 2003 aces. Brian Gay used a 7-iron in 2007 at No. 8, while Pampling used a 6-iron on No. 16 for his ace that same year.

Dustin Johnson used a 8-iron for his ace at #13 in 2008, while Dean Wilson hit a 7-iron there in 2009.

2010 was the first year a par three was aced twice during the same tournament: Ben Crane used on Friday and Paul Goydos on Saturday. In 2011 Jim Furyk used a 3-iron to ace a back pin on No. 8. Bobby Gates aced #13 in 2013. Scott Brown used a 7-iron for his 2014 ace on #13. Stuard used a 5-iron in 2017's final round at #16. Kang used 9-iron at #13 in 2020.

In 2023 Scottie Scheffler and Harris English aced No. 8, with a 9-iron and 7-iron, respectively, on different days. Joel Dahmen aced No. 13 with a 7-iron on Thursday in 2025.

EAGLES

650 eagles have been scored in the previous 78 Colonial tournaments - an average of eight per year. But 22 of those came in 1978, 24 in 2010, and 27 in 1999. Also in 1978, Fuzzy Zoeller became the first to score three eagles in a single tournament and George Burns hit the first double-eagle. In the record birdie barrage of 1999, champion Olin Browne scored three eagles, including two in his final-round charge to victory. That year, four players scored two eagles each: Stuart Appleby, David Frost, Tom Lehman and Scott Verplank. In 2010, Ben Crane scored three eagles during the event.

By holes, the eagles break down as follows:

No. 1 375	No. 7 8	No. 13 14
No. 2 21	No. 8 11	No. 14 9
No. 3 5	No. 9 14	No. 15 7
No. 4 0	No. 10 10	No. 16 10
No. 5 8	No. 11 128	No. 17 10
No. 6 19	No. 12 4	No. 18 19

By years, the eagle count has been:

1946 0	1973 4	1999 27
1947 1	1974 12	2000 10
1948 1	1975 4	2001 10
1950 1	1976 7	2002 10
1951 2	1977 3	2003 12
1952 1	1978 22	2004 23
1953 5	1979 8	2005 21
1954 0	1980 3	2006 18
1955 3	1981 1	2007 6
1956 1	1982 5	2008 17
1957 0	1983 3	2009 11
1958 0	1984 4	2010 24
1959 2	1985 8	2011 14
1960 3	1986 6	2012 21
1961 3	1987 3	2013 10
1962 1	1988 10	2014 13
1963 3	1989 19	2015 12
1964 1	1990 6	2016 13
1965 3	1991 7	2017 5
1966 4	1992 7	2018 12
1967 6	1993 15	2019 12
1968 2	1994 3	2020 20
1969 5	1995 11	2021 14
1970 3	1996 18	2022 19
1971 6	1997 7	2023 12
1972 3	1998 17	2024 11
.....	2025 22

DOUBLE EAGLES

It took 30 years for the pros to card a double-eagle at Colonial. It came in 1978. George Burns achieved the feat when he hit a 1-iron approximately 200 yards to get Colonial's first double-eagle on the 572-yard, par-five first hole. Then it took 40 years to do it again - Satoshi Kodaira - on the first in 2018. He hit a 3-iron 234 yards in the first round for his two.

MULTIPLE WINNERS

Ben Hogan won five Colonial championships, but no other golfer has won more than two. Two-time winners here are Billy Casper, Julius Boros, Al Geiberger, Ben Crenshaw, Bruce Lietzke, Lee Trevino, Corey Pavin, Nick Price, Kenny Perry, Phil Mickelson and Zach Johnson.

WIRE-TO-WIRE WINNERS

Nine Colonial champs led, or tied for the lead, after each round of play:

Clayton Hearfner 1948	Al Geiberger 1975 (TPC)
Sam Snead 1950	Bruce Lietzke 1980
Chandler Harper 1955	Corey Pavin 1985
Bruce Devlin 1966	Ian Baker-Finch 1989
Dave Stockton 1967		

2026 PRIZE MONEY DISTRIBUTION

\$9.9 MILLION PURSE

Place	Money	Place	Money
1	\$1,782,000	35	53,955
2	1,079,100	36	51,480
3	683,100	37	49,005
4	485,100	38	47,025
5	405,900	39	45,045
6	358,875	40	43,065
7	334,125	41	41,085
8	309,375	42	39,105
9	289,575	43	37,125
10	269,775	44	35,145
11	249,975	45	33,165
12	230,175	46	31,185
13	210,375	47	29,205
14	190,575	48	27,225
15	180,675	49	26,235
16	170,775	50	25,245
17	160,875	51	24,255
18	150,975	52	23,265
19	141,075	53	22,275
20	131,175	54	21,285
21	121,275	55	20,295
22	111,375	56	19,305
23	103,455	57	18,315
24	95,535	58	17,325
25	87,615	59	16,335
26	79,695	60	15,345
27	76,725	61	14,355
28	73,755	62	13,365
29	70,785	63	12,375
30	67,815	64	11,385
31	64,845	65	10,395
32	61,875	66	9,405
33	58,905	67	8,415
34	56,430	68	7,425

BIG MONEY

Total prize money in the first 43 Colonial golf tournaments (1946-89) did not equal the \$9,900,000 to be awarded in the 2026 event.

Including this year's purse, prize money awarded at Colonial will total \$201,417,300.

Colonial surpassed the \$1 million mark in 1969, \$2 million in 1975, \$3 million in 1979, \$5 million in 1985, and \$10 million in 1991. The \$20 million mark was surpassed in 1998. The \$80 million mark was reached in 2010; \$100 million in 2014. \$200 million is reached this year.

The first place prize money being offered this year, \$1,782,000, is roughly the same as the combined prize money paid all the competitors in the first 28 Colonial tournaments (1946-74).

First Place Money

1946-51	\$ 3,000	1984-85	90,000	2005	1,008,000
1952	4,000	1986-87	108,000	2006-07	1,080,000
1953-60	5,000	1988	135,000	2008	1,098,000
1961-62	7,000	1989-90	180,000	2009-11	1,116,000
1963	12,000	1991	216,000	2012-14	1,152,000
1964	14,000	1992-93	234,000	2015	1,170,000
1965	20,000	1994-95	252,000	2016	1,206,000
1966	22,000	1996	270,000	2017	1,242,000
1967	23,000	1997	288,000	2018	1,278,000
1968-72	25,000	1998	414,000	2019	1,314,000
1973	30,000	1999	504,000	2020-21	1,350,000
1974-75	50,000	2000	594,000	2022	1,512,000
1976-78	40,000	2001	720,000	2023	1,566,000
1979-81	54,000	2002	774,000	2024	1,638,000
1982	63,000	2003	900,000	2025	1,710,000
1983	72,000	2004	954,000	2026	1,782,000

PRIZE MONEY HISTORY

Through the years, this has been Colonial's purse position*:

Year	Colonial Purse	Tournaments Bigger	Tournaments as Big
1946	\$ 15,000	2	3
1947	15,000	2	3
1948	15,000	3	7
1950	15,000	2	14
1951	15,000	3	16
1952	20,000	3	1
1953	25,000	3	4
1954	25,000	5	4
1955	25,000	7	3
1956	25,000	11	3
1957	25,000	10	3
1958	25,000	14	7
1959	27,300	10	0
1960	30,000	11	3
1961	40,000	11	1
1962	40,000	15	2
1963	60,000	7	1
1964	75,000	7	0
1965	100,000	6	6
1966	110,000	4	3
1967	115,000	8	3
1968	125,000	9	4
1969	125,000	14	7
1970	125,000	18	4
1971	125,000	27	7
1972	125,000	30	9
1973	150,000	21	12
1974	250,000	2	4
1975	250,000	1	2
1976	200,000	12	15
1977	200,000	17	15
1978	200,000	21	10
1979	300,000	5	14
1980	300,000	11	16
1981	300,000	13	17
1982	350,000	11	8
1983	400,000	4	11
1984	500,000	5	9
1985	500,000	13	15
1986	600,000	10	7
1987	600,000	14	21
1988	750,000	16	4
1989	1,000,000	5	12
1990	1,000,000	10	21
1991	1,200,000	7	2
1992	1,300,000	7	2
1993	1,300,000	9	2
1994	1,400,000	8	3
1995	1,400,000	11	3
1996	1,500,000	11	4
1997	1,600,000	12	1
1998	2,300,000	8	2
1999	2,800,000	9	2
2000	3,300,000	8	0
2001	4,000,000	9	4
2002	4,300,000	10	1
2003	5,000,000	7	10
2004	5,300,000	7	2
2005	5,600,000	8	0
2006	6,000,000	6	1
2007	6,000,000	8	4
2008	6,100,000	9	0
2009	6,200,000	9	1
2010	6,200,000	9	2
2011	6,200,000	10	3
2012	6,400,000	9	2
2013	6,400,000	11	-
2014	6,400,000	11	-
2015	6,500,000	14	-
2016	6,700,000	14	-
2017	6,900,000	17	-
2018	7,100,000	12	2
2019	7,300,000	12	2
2020	7,500,000	12	3
2021	7,500,000	12	3
2022	8,400,000	11	2
2023	8,700,000	17	1
2024	9,100,000	13	-
2025	9,500,000	8	2
2026	9,900,000	1	1

*table includes official full-field events -- majors and regular Tour events. Does not include FedExCup playoff events or restricted/elevated small field signature events.

PLAYER SUB-PAR ROUNDS

Players who have the most consecutive sub-par rounds at Colonial:

Rank	Player	Consec. Rounds Under 70	Years
1	Zach Johnson	15	2009-12
2	Bo Van Pelt	13	2009-12
3T	Kevin Na	10	2009-11
	Jeff Overton	10	2009-11
5T	Tony Finau	8	2019-21
	Ian Poulter	8	2008-10
	Steve Flesch	8	2003-04
	David Frost	8	1997-98
	Kenny Perry	8	2002-04
	Tim Clark	8	2007-09
	Vijay Singh	8	2002, 09-10
	Stewart Cink	8	2009-11
	Tim Clark	8	2012-14
14T	Bud Cauley	7*	2020, 2025
	Brooks Koepka	7*	2018, 2020
	Justin Rose	7	2020-21
	Rory Sabbatini	7	2019-21
	Scott Verplank	7	2009-10
	Corey Pavin	7	2009-10
	Pat Perez	7	2009-10
	Tom Gillis	7	2010, 12
	Phil Mickelson	7	2005, 08
	Jim Furyk	7	2004-05
	Davis Love III	7	1999-2000
	Ben Crenshaw	7	1993-94
	Greg Norman	7	1992-93
	Dan Pohl	7	1986-87
	Fred Funk	7	1998-99

CONSECUTIVE TOP TENS

These are the players who have recorded the most consecutive top ten finishes in Colonial history.

Rank	Player	Cons. Top Tens	Years
1	Ben Hogan	7	1946-53
2T	Zach Johnson	6	2008-13
	Gene Littler	6	1963-68
	Cary Middlecoff	6	1950-55
	Lloyd Mangrum	6	1948-54
6T	Ben Hogan	4	1964-67
	Tom Watson	4	1977-80
	Gary Player	4	1961-64
	Johnny Palmer	4	1947-51

THE CUT

The 36-hole cut was instituted at Colonial in 1969, when the field was expanded to 100 players. For 18 years, the lowest cut had been 143, three over par (143 made it; 144 did not), happening in 1980 and 1985.

Then in 1987, a frenzy of sub-par rounds and a rain delay yanked the cut down to even-par 140. Even without the rain, the cut would have been just one stroke higher. Then in 2007, rain-softened greens gave up a record 139 cut, the first ever below par. In 2010, four windless days dropped the record to 138. Here is the breakdown by year:

1969-70	147	1987	140	2005-06	141
1971	148	1988	145	2007	139
1972	146	1989	146	2008	142
1973	148	1990	147	2009	140
1974	145	1991-94	142	2010	138
1975	147	1995	142	2011	139
1976-77	146	1996	144	2012	143
1978-79	145	1997	140	2013	139
1980	143	1998	141	2014-15-16	141
1981	144	1999	144	2017	144
1982	147	2000	143	2018-19	142
1983-84	145	2001	142	2020	139
1985	143	2002	143	2021-22-23	141
1986	146	2003	141	2024	142
		2004	143	2025	140

CHAMPION SUB-PAR ROUNDS

25 Colonial champs scored four sub-par rounds en route to their victories:

Clayton Heafner	1948	(67-68-68-69)
Homero Blancas	1970	(69-68-69-67)
Al Geiberger	1975 (TPC)	(66-68-67-69)
Lee Trevino	1978	(66-68-68-66)
Corey Pavin	1985	(66-64-68-68)
Bruce Lietzke	1992	(69-68-64-66)
Fulton Allem	1993	(66-63-68-67)
Tom Lehman	1995	(67-68-68-68)
Corey Pavin	1996	(69-67-67-69)
David Frost	1997	(66-63-69-67)
Tom Watson	1998	(68-66-65-66)
Sergio Garcia	2001	(69-69-66-63)
Nick Price	2002	(69-65-66-67)
Kenny Perry	2003	(68-64-61-68)
Steve Flesch	2004	(66-69-67-67)
Kenny Perry	2005	(65-63-64-69)
Tim Herron	2006	(67-65-68-68)
Phil Mickelson	2008	(65-68-65-68)
Steve Stricker	2009	(63-63-69-68)
Zach Johnson	2010	(65-66-64-64)
Boo Weekley	2013	(67-67-64-64)
Chris Kirk	2015	(68-69-65-66)
Jordan Spieth	2016	(67-66-65-65)
Justin Rose	2018	(66-64-66-64)
Daniel Berger	2020	(65-67-67-66)

Until 1978, no player had posted four sub-par rounds without winning the tournament. Since then, it has been done 131 times - including Jim Furyk four times and Jeff Sluman, Ben Crane and Pat Perez three times. Tom Watson, Ben Crenshaw, Zach Johnson, Davis Love III, Bernhard Langer, Harrison Frazar, Bob Tway, Mark Calcavecchia, Tom Lehman, Vijay Singh, David Toms, Brian Gay, Kevin Na, Jeff Overton, Zach Johnson, Bo Van Pelt, Rod Pampling, Boo Weekley, Rory Sabbatini, Justin Rose, Collin Morikawa and Ryan Palmer have done it twice.

Jim Furyk's 267 was two shots back in 1998 and his 270 was nine shots back in 2003. His 266 in 2007 got into a sudden-death playoff, lost to Rory Sabbatini, but his 269 in 2009 was six shots back. Jeff Sluman's 273 finished seven shots back in 1987; his 269 was four back in 1998; and his 268 in 2003 was seven back. 75 players have accomplished this feat once in their Colonial careers.

Across four windless days in the record-breaking year of 2010, 26 players broke par all four days, including two players who nonetheless finished 15 strokes off the 21-under par winning score.

TOTAL CONTESTANTS BY YEARS

Year	Number	Year	Number
1946	29	1992	111
1947	27	1993	113
1948	32	1994	107
1950	35	1995	116
1951-52	42	1996	112
1953	48	1997	105
1954-55	47	1998	111
1956	54	1999	112
1957-59	48	2000	110
1960	54	2001	115
1961	57	2002	124
1962	58	2003-07	114
1963	66	2008	125
1964-67	72	2009	124
1968	73	2010	121
1969-70	100	2011	126
1971	101	2012	123
1972	102	2013	136
1973	105	2014	123
1974	150	2015	122
1975	144	2016-18	121
1976-86	102	2019	122
1987	105	2020	148
1988-89	103	2021	121
1990	107	2022-23	120
1991	109	2024	132
		2025	134

COLONIAL'S DIFFICULTY STANDS THE TEST OF TIME

Tournament Scoring Records

Using the tournament scoring record of each 72-hole event's current courses on the PGA Tour, as well as majors, Colonial's historic and challenging layout ranks it among the top 10 toughest of the year against par, and the 7th toughest of full field Tour FedExCup events.

Record	Tournament	Course/Par
-16 (268)	U.S. Open	Winged Foot GC; Torrey Pines
-18 (266)	Valspar Championship	Westin Innisbrook Resort (71)
-18 (270)	Valero Texas Open*	TPC San Antonio (72)
-19 (265)	Cognizant Classic*	PGA National (71)
-20 (264)	Genesis Invitational	Riviera Country Club (71)
-20 (268)	Memorial Tournament	Muirfield Village Golf Club (72)
-20 (264)	British Open	Royal St. Georges, St. Andrews
-20 (268)	Masters	Augusta National GC (72)
-20 (260)	TX Children's Houston Open	Memorial Park (70)
-21 (259)	Charles Schwab Challenge	Colonial Country Club (70)
-21 (263)	PGA Championship	Valhalla Golf Club
-21 (267)	Truist Championship	Quail Hollow Club (72)
-21 (267)	RBC Canadian Open*	various courses
-22 (262)	RBC Heritage Classic	Harbour Town Golf Links (71)
-22 (265)	AT&T Pebble Beach Pro-Am*	(three courses) (72)
-22 (266)	Farmers Insurance Open	Torrey Pines Golf Club (72)
-22 (258)	Wyndham Championship*	Sedgefield Country Club (70)
-23 (257)	Travelers Championship*	TPC River Highlands (70)
-23 (257)	TOUR Championship	East Lake Golf Club (70)
-23 (259)	RSM Classic	Sea Island GC; two courses
-24 (264)	Arnold Palmer Invitational	Bay Hill Club (72)
-24 (264)	PLAYERS Championship	TPC Sawgrass (72)
-24 (260)	3M Open	TPC Twin Cities (71)
-24 (264)	Sanderson Farms Classic	Country Club of Jackson (72)
-26 (262)	Rocket Mortgage	Classic Golf Club Detroit (72)
-27 (261)	BMW Championship	various courses
-27 (253)	Sony Open	Waialae Country Club (70)
-28 (256)	John Deere Classic	TPC Deere Run (71)
-28 (256)	Waste Mngt. Phoenix Open	TPC Scottsdale (71)
-29 (259)	Worldwide Tech. Champ.	El Cardonal at Diamante (72)
-29 (259)	The American Express	(three courses) (72)
-31 (253)	CJ Cup Byron Nelson	Classic TPC Craig Ranch (71)
-35 (257)	Sentry Tnmt. of Champions	Kapalua Plantation Course (73)

*event's official tournament scoring record is even lower, but at a different golf course.

Champion Scoring

Using the champion's winning score versus par, Colonial's challenging layout again shows its toughness. The course is in the top 10 overall, and the 6th hardest of full-field Tour FedExCup events. In 2025, Colonial ranked 8th hardest of all Tour events and majors, in relation to par. Here are the 72-hole PGA Tour event winners' average number of strokes under par per round, beginning with 1990.

Champion avg. since '90	Tournament	Course/Par
-1.26	U.S. Open	various courses
-2.68	British Open	various courses
-2.74	PGA Championship	various courses
-2.83	Masters	Augusta National G. C. (72)
-2.90	Valspar Championship	Westin Innisbrook Resort (71)
-2.99	Cognizant Classic	PGA National (71)
-3.14	Truist Championship	Quail Hollow Club (72)
-3.23	Arnold Palmer Invitational	Bay Hill Club (72)
-3.27	PLAYERS Championship	TPC Sawgrass (72)
-3.32	Charles Schwab Challenge	Colonial Country Club (70)
-3.36	Genesis Invitational	Riviera Country Club (71)
-3.46	RBC Heritage Classic	Harbour Town Golf Links (71)
-3.48	Memorial Tournament	Muirfield Village G. C. (72)
-3.66	RBC Canadian Open	various courses
-3.63	Farmers Insurance Open	Torrey Pines Golf Club (72)
-3.70	TX Children's Houston Open	Memorial Park (70)
-3.72	Travelers Championship	TPC River Highlands (70)
-3.96	CJ Cup Byron Nelson	TPC Craig Ranch (71)
-3.98	AT&T Pebble Beach Pro-Am	(three courses) (72)
-4.03	Valero Texas Open	TPC San Antonio (72)
-4.30	RSM Classic	Sea Island Seaside (70)
-4.37	Waste Mngt. Phoenix Open	TPC Scottsdale (71)
-4.39	Sony Open	Waialae Country Club (72)
-4.40	Wyndham Championship	Sedgefield Country Club (72)
-4.73	John Deere Classic	TPC Deere Run (71)
-4.88	3M Open	TPC Twin Cities (71)
-4.96	Worldwide Tech Champ.	El Cardonal at Diamante (72)
-5.13	Sentry Tnmt. of Champions	Kapalua Plantation (73)
-5.27	Sanderson Farms Classic	Annandale Golf Club (72)
-5.57	Rocket Mortgage Classic	Detroit Golf Club (72)
-6.05	The American Express	(four courses) (72)

Average 36-Hole Cut Line

Another measure of course difficulty is the 36-hole cut mark. Here are PGA Tour FedExCup events' average cut vs. par, beginning in 1995. Colonial ranks in the top 7 hardest of all events, including majors, and 3rd hardest among regular Tour events.

Avg. cut	Tournament	Avg. cut	Tournament
5.81	U.S. Open	1.04	Valspar Championship
3.48	Masters	1.00	RBC Heritage Classic
3.40	British Open	0.97	Cognizant Classic
3.06	PGA Championship	0.28	RBC Canadian Open
2.24	Memorial Tournament	0.17	Valero Texas Open
1.72	Arnold Palmer Invitational	-0.23	Houston Open
1.29	Charles Schwab Challenge	-0.53	CJ Cup Byron Nelson
1.15	Truist Championship	-0.77	RSM Classic *
1.10	Genesis Invitational	-0.79	Travelers Championship
1.07	PLAYERS Championship	-0.90	Waste Mngmnt Phoenix Open
		-0.97	Sony Open
		-1.33	3M Open *
		-1.38	AT&T Pebble Beach Pro-Am
		-1.42	Farmers Insurance Open
		-1.71	Sanderson Farms Classic
		-1.94	Wyndham Championship
		-2.27	John Deere Classic
		-2.57	Rocket Mortgage Classic *

*event began in 2007 or later

CHAMPIONS' CHOICES

A Colonial tradition has all living champions collectively choose two promising newcomers who have never been invited here as professionals. Colonial's champs have proven they know how to pick future stars. Just two months after he was a Champions' Choice at Colonial, Jack Fleck won the 1955 U.S. Open. Dave Stockton won here as a Champions' Choice in 1967. Here are all the picks:

1953 - Milon Marcus, Fred Wampler	1954 - Bob Inman, Mike Souchak
1955 - Jack Fleck, Dow Finsterwald	1956 - Walker Inman Jr., Don January
1957 - Bill Trombley, Don Whit	1958 - J. C. Goosie, Dave Ragan
1959 - Johnny Pott, Bert Weaver	1960 - Al Geiberger, Dick Knight
1961 - Gay Brewer, Jacky Cupit	1962 - Tommy Aaron, Jerry Steelsmith
1963 - Miller Barber, Jerry Pittman	1964 - Chuck Courtney, Rod Funseth
1965 - Billy Martindale, Bert Yancey	1966 - Dick Crawford, Tom Weiskopf
1967 - Dave Stockton*, Lou Graham	1968 - Bob Dickson, DeWitt Weaver
1969 - Orville Moody, Grier Jones	1970 - Hale Irwin, Bobby Greenwood
1971 - Hubert Green, Hal Underwood	1972 - Steve Melnyk, L. Thompson
1973 - Tom Jenkins, Jim Simons	1976 - Andy Bean, Ed Dougherty
1977 - Jay Haas, Craig Stadler	1978 - Curtis Strange, Jack Renner
1979 - Jim Thorpe, Lindy Miller	1980 - Dan Pohl, Dan Halldorson and John Cook
1981 - Bobby Clampett, Mark O'Meara**	
1982 - Jim Boros, Denis Watson	1983 - Jodie Mudd, Larry Rinker
1984 - Russ Cochran, Tony Sills	1985 - Paul Azinger, Dan Forsman
1986 - Davis Love III, Tom Byrum	1987 - Scott Verplank, Curt Byrum
1988 - John Huston, Richard Zokol	1989 - Billy Mayfair, Ted Schulz
1990 - Bob Estes, Duffy Waldorf	1991 - Jeff Maggert, Jerry Haas
1992 - Ed Humenik, Bruce Zabriski	1993 - Tad Rhyan, Kelly Gibson
1994 - Guy Boros, Dave Stockton Jr.	1995 - Robin Freeman, Michael Bradley
1996 - Franklin Langham, H. Royer III	1997 - Brent Geiberger, Stewart Cink
1998 - Olin Browne, Brett Quigley	1999 - Notah Begay III, Robert Allenby
2000 - Greg Chalmers, Casey Martin	2001 - Briny Baird, Joe Ogilvie
2002 - Bob Burns, Mathew Goggins	2003 - Pat Bates, John Senden
2004 - M. Gronberg, Tripp Isenhour	2005 - Kevin Stadler, Jason Alred
2006 - Bill Haas, James Driscoll	2007 - Kyle Reifers, Andrew Buckle
2008 - Jason Day, Charlie Wi	2009 - Matt Weibring, Derek Fathauer
2010 - Josh Teater, Chris Tidland	2011 - Jarrod Lyle, D.Summerhays
2012 - Erik Compton, Billy Hurlley III	2013 - Jordan Spieth, F. Corpening
2014 - Jeff Curl, Kevin Tway	2015 - Sam Saunders, Cody Gribble
2016 - B. DeChambeau, K. Hickok	2017 - Beau Hossler, J. Sadlowski
2018 - J. Neimann, Sam Burns	2019 - Dru Love, Tucker Walkins
2020 - Tyler McCumber, Tom Lewis	2021 - John Augenstein, Will Gordon
2022 - Stephan Jaeger, Min Woo Lee	2023 - Cole Hammer, Pierceson Coody
2024—M. Greyselman, Parker Coody	2025 - Neal Shipley, Blades Brown

*Stockton did the impossible - he won the 1967 NIT, setting one all-time record and tying another. (His opening round 65 and his 36-hole total of 131 went into the record book.) **Clampett was low amateur in '79; O'Meara played here as amateur in '80.

Note - Eight Champions' Choices have later become Colonial champions - Mike Souchak, Al Geiberger, Tom Weiskopf, Dave Stockton, Dan Pohl, Olin Browne, Jordan Spieth and Sam Burns.

76 of Colonial's 143 Champions' Choices have become PGA Tour tournament winners, racking up a total of 429 victories, including 30 major championships. 1970 choice Hale Irwin tops the list with 20 career victories, including three U.S. Open titles. 1986 Choice Davis Love III has 22 victories, including a PGA Championship. 1978 choice Curtis Strange claimed 17 victories, with two U.S. Open wins. Three players have 16 Tour wins: Mike Souchak (1954), Hubert Green (1971) & Mark O'Meara (1981). Other choices who have gone on to double digit career wins are: Tom Weiskopf (15), Dow Finsterwald (12), Craig Stadler (13), Paul Azinger (12), Jason Day (12), Jordan Spieth (11), Al Geiberger (11), Gay Brewer (11), Miller Barber (11), Dave Stockton (11), Andy Bean (11), Don January (10) & John Cook (10). Other tournament winners include: Jay Haas (9), Bert Yancey (7), John Huston (7), Bill Haas (6), Lou Graham (6), Johnny Pott (5), Billy Mayfair (5), Dan Forsman (5), Jodie Mudd (4), Duffy Waldorf (4), Notah Begay III (4), Bob Estes (4), Robert Allenby (4), Michael Bradley (4) & Sam Burns (4). Champions' Choices who have won major championships include: U.S. OPEN - Hale Irwin (3), Curtis Strange (2), Bryson DeChambeau (2) Jack Fleck, Lou Graham, Hubert Green, Orville Moody, Jordan Spieth; PGA - Dow Finsterwald, Al Geiberger, Don January, Dave Stockton (2), Davis Love III, Hubert Green, Paul Azinger; MASTERS - Gay Brewer, Tommy Aaron, Craig Stadler, Mark O'Meara, Jordan Spieth; BRITISH OPEN - Tom Weiskopf; Mark O'Meara, Stewart Cink, Jordan Spieth. Champions' Choices who went on to become Rookie of the Year after playing here: Jacky Cupit, 1961; Grier Jones, 1969; Hubert Green, 1971; Mark O'Meara, 1981; Stewart Cink, 1997; and Jordan Spieth, 2013.

THE 20-YEAR CLUB

Fifty-one golfers have played in 20 or more of the Colonial tournaments. These men have won a total of 36 championships at Colonial and have taken home more than \$27 million in Colonial prize money.

Player	Years	Wins	Scoring Avg.	Money
Ben Crenshaw	33	2	70.86	\$ 490,507
Keith Clearwater	33	1	72.73	245,916
Corey Pavin	32	2	69.37	1,539,924
Rod Curl	31	1	74.70	65,314
Tom Kite	30	-	70.68	181,835
Gene Littler	29	1	71.76	111,883
Dave Stockton	28	1	71.94	85,728
Mark Brooks	28	-	70.70	366,052
Bruce Lietzke	27	2	70.37	452,388
David Frost	27	1	70.62	590,256
Julius Boros	27	2	72.13	63,035
Don January	27	-	72.23	81,189
Al Geiberger	26	2	71.72	137,000
Billy Mayfair	26	-	69.98	972,527
Davis Love III	26	-	70.10	809,779
Ray Floyd	26	-	72.23	71,823
Tom Watson	24	1	69.91	788,695
Rory Sabbatini	24	1	69.91	2,301,570
Tom Purtzer	25	1	71.08	365,607
Charles Coody	25	-	72.33	43,560
Peter Jacobsen	24	1	70.90	228,049
Kenny Perry	23	2	69.17	2,733,347
Fulton Allem	23	1	71.61	351,683
Dan Pohl	23	1	71.59	207,501
Jim Furyk	23	-	69.09	1,985,689
Joey Sindelar	23	-	70.84	185,772
Tim Herron	22	1	70.12	1,655,875
Lanny Wadkins	22	1	71.59	218,170
Bob Tway	22	-	70.12	396,495
Gil Morgan	22	-	70.82	145,670
Hale Irwin	22	-	70.86	211,613
John Mahaffey	22	-	71.09	156,325
Mike Reid	22	-	71.01	106,386
Ben Hogan	21	5	71.11	47,857
Lee Trevino	21	2	70.69	162,576
Fuzzy Zoeller	21	1	70.78	190,918
Tommy Bolt	21	1	73.04	17,773
Justin Leonard	21	-	69.52	1,321,162
Ryan Palmer	21	-	69.94	1,453,969
Scott Verplank	21	-	70.06	698,860
Steve Elkington	21	-	70.51	159,802
Bob Estes	21	-	70.65	369,008
D.A.Weibring	21	-	70.74	205,801
Chi Chi Rodriguez	21	-	72.00	33,725
David Toms	20	1	69.09	2,674,003
Tom Weiskopf	20	1	71.56	75,386
Jeff Sluman	20	-	69.63	1,108,762
Rocco Mediate	20	-	70.09	524,643
David Edwards	20	-	70.53	341,604
Miller Barber	20	-	72.54	23,872
Lionel Hebert	20	-	73.72	12,185

"FIRST" WINS

Champions whose first PGA Tour win came at Colonial:

1957 - Roberto De Vincenzo	1987 - Keith Clearwater
1967 - Dave Stockton	1989 - Ian Baker-Finch
1974 - Rod Curl	2001 - Sergio Garcia
1986 - Dan Pohl	

Champions who won their very first Colonial:

1946 - Ben Hogan*	1987 - Keith Clearwater
1948 - Clayton Heafner	2001 - Sergio Garcia
1967- Dave Stockton	

* first year event was conducted

COLONIAL'S AMATEURS

Colonial has invited amateurs to its select field since its inception in 1946, and now invites one or two amateurs each year. The reigning Ben Hogan Award winner and U.S. Amateur champ always receives the earliest invites.

Colonial's tradition of inviting the SWC champion every year began in 1979, when co-champions Fred Couples and Payne Stewart had a playoff to see who would receive the bid. With the end of the SWC, the tournament reserved any second

invitation for a top national amateur, such as the Hogan Award winner.

Four of Colonial's amateurs over the years returned later to win the tournament: Cary Middlecoff, Homero Blancas, Ben Crenshaw and Jack Nicklaus.

1946	Wilford Wehrle294	22T	1963	Charles Coody297	36T	1987	Tray Tyner282**	46T
	Royal Hogan309	25		Kermit Zarley Jr.297	36T		Billy Mayfair(cut)	
	Reynolds Smith310	26		Labron Harris Jr.*298	41T	1988	Billy Mayfair*286	48T
	Cary Middlecoff76	wd		Fred Marti299	44T		Chip Carter(cut)	
1947	Wilford Wehrle302	24		Homero Blancas306	59T	1989	Ralph Howe III(cut)	
	Royal Hogan303	25	1971	Ben Crenshaw289	24T		Mark Pfingstondq	
1948	Bob Willits306	26	1972	Ben Crenshaw284	15T	1990	Chris Patton*(cut)	
	Charles Coe292	20T		Tom Kite286	22T		Bobby Gee(cut)	
	Wilford Wehrle303	31	1973	Ben Crenshaw286	18T	1992	Mitch Voges*(cut)	
	Tommy Barnes306	32		John Granger296	62T	1993	Justin Leonard*286	71T
1950	Charles Coe*288	10T		Vinnie Giles(cut)		1994	John Harris*283	50T
1951	Juan Segura320	42	1974	Randy Simmons(cut)		1995	Trip Kuehne(cut)	
1952	William Campbell291	11T	1976	Keith Fergus(cut)			Anthony Rodriguez(cut)	
	Joe Conrad****295	17T		John Grace(cut)		1997	Alberto Ochoa(cut)	
	Charles Coe296	21T	1977	Lindy Miller289	48T	2000	Hunter Haas(cut)	
	L. M. Crannell Jr.317	42		Bill Sander*(cut)		2006	Edoardo Molinari*(cut)	
1953	Joe Conrad302	31T	1978	Lindy Miller288	49T	2007	Richie Ramsay*(cut)	
	Don Cherry305	33		Gary Hallberg(cut)		2008	Jamie Lovemark(cut)	
	Charles Coe307	36T	1979	Bobby Clampett282**	20T	2010	Byeong-Hun An*(cut)	
	Billy Erfuth308	39T		Payne Stewart(cut)		2013	Steven Fox*(cut)	
1954	Harvie Ward Jr.283	3T***	1980	Mark O'Meara*(cut)		2014	Julien Brun(cut)	
	Ernie Vossler293	23T		Ray Barr(cut)		2015	Gunn Yang*282**	65T
	Don Cherry297	28T	1981	Ray Barr(cut)			Thomas Lim(cut)	
	Charles Coe300	35T		Hal Sutton*(cut)		2020	Andy Ogletree*(cut)	
	Rex Baxter Jr.309	44	1982	Willie Wood(cut)		2022	James Piot*(cut)	
1955	Charles Coe303	37T		Danny Briggs(cut)				
1956	Joe Conrad291	14T	1983	Brandel Chamblee288	42T			
	Hillman Robbins Jr.292	19		Mark Brooks(cut)				
	Ed Hopkins310	50T	1984	Steve Elkington288	59T			
1957	Harvie Ward Jr.*287	4T		Danny Mijovic(cut)				
1958	Rex Baxter Jr.302	43T	1985	Steve Elkington286	61T			
	Hillman Robbins Jr.*307	45T		Scott Verplank*(cut)				
1961	Deane Beman*293	26T	1986	Jack Kay Jr.(cut)				
	Charles Coe293	26T		Jim Sorenson(cut)				
	Jack Nicklaus297	8						

**Then reigning U.S. Amateur Champ.
**Amateur scoring record for the tournament (tie).
***Highest/best finish by amateur in tournament.
****With an opening 68, Joe Conrad is the only amateur to hold or share the lead at Colonial, 1952.*

Note: Reigning U.S. Amateur champs who played the next year at Colonial as pros were: Tiger Woods ('97), Colt Knost ('08), Danny Lee ('09), Kelly Kraft ('12), Bryson DeChambeau ('16) and Curtis Luck ('17)

COLONIAL'S PLAYOFFS

Colonial has needed only 13 playoffs in its 78-year history to determine a champion. The first two playoffs were 18-hole Monday rounds following Sunday's tie. The sudden-death playoff format has been used ever since, beginning in 1983. Eight of the last nine playoffs have been won with a birdie. Two of the last five involved three players.

- 1959 - Ben Hogan defeated Fred Hawkins, 69-73. (18 holes)
- 1962 - Arnold Palmer defeated Johnny Pott, 69-73. (18 holes)
- 1983 - Jim Colbert defeated Fuzzy Zoeller in sudden death with par on sixth playoff hole (#18). Playoff held on holes 16, 17 & 18, each played twice.
- 1984 - Peter Jacobsen defeated Payne Stewart with a birdie on the first extra hole (#15).
- 1986 - Dan Pohl defeated Payne Stewart in this rain-shortened event with a birdie on the first extra hole (#16).
- 1992 - Bruce Lietzke beat Corey Pavin with birdie on the first extra hole (#17).

- 1994 - Nick Price beat Scott Simpson with birdie on the first extra hole (#18).
- 2006 - Tim Herron defeated Richard S. Johnson with a birdie on the second extra hole (#17).
- 2007 - Rory Sabbatini defeated Jim Furyk and Bernhard Langer with a birdie on the first extra hole (#18).
- 2009 - Steve Stricker defeated Tim Clark and Steve Marino with birdie on second extra hole (#17). (Marino exited after first playoff hole.)
- 2014 - Adam Scott defeated Jason Dufner with birdie on third extra hole (#18).
- 2020 - Daniel Berger beat Collin Morikawa with par on first extra hole (#17).
- 2022 - Sam Burns beat Scottie Scheffler with birdie on first extra hole (#18). 2023 - Emiliano Grillo beat Adam Schenk with birdie on 2nd extra hole (#16).

LONGEST RUNNING TOURNAMENT VENUE

The Charles Schwab Challenge carries the distinction of being the PGA Tour's longest-running co-sponsored event still held at the original venue - 79 events and counting at Colonial Country Club. Here are the longest running such TOUR events:

Colonial CC	Charles Schwab Challenge	1946
Waialae CC	Sony Hawaiian Open	1965
Harbor Town GL	RBC Heritage	1969
Muirfield Village GC	Memorial	1976
Innisbrook Resort	Valspar Championship	2000

BRIEFLY SPEAKING — NOTES

Triple Crown

Colonial is the only club in America to host the U.S. Open (1941), the Players Championship (1975), and an annual PGA Tour event (since 1946). In 1991, it added the U.S. Women's Open to its unique repertoire of championships

Colonial Sixth to Achieve \$100,000 Gate

When Colonial National Invitation ticket sales totaled \$111,613 in 1961, Colonial thereby became but the sixth tournament in all of golf to achieve a \$100,000 gate. Others previously having done so included: the U.S. Open, the PGA Championship, the Masters, the Houston Open and the Bing Crosby. Today, the annual gate is about \$12 million.

Highest Scores on Par Fours

Six players have cracked double figures - 10 - an a par four hole during the tournament. Tommy Armour III did it first on No. 9 in the 1990 event. Lee Rinker also made a 10 on the ninth hole, in the 1996 tournament. Also in 1996, Mark Calavecchia made a 10 on No. 17. In 2018 Nick Taylor made a 10 on #9, as did Erik Compton in 2023. But in 2001, Dennis Paulson made a 12 on the 9th hole, to set the current high water mark - no pun intended.

The only other 10 ever recorded came in 1990, by David Ogrin, but on the par five first hole.

Twenty-two players have fired nines on par-fours at Colonial: Dick Mayer on No. 7 in 1951; Fred Hawkins on No. 18 in 1952; Al Besselink on No. 15 in 1955; Jack Harden on No. 15 in 1955; Don January on No. 18 in 1957; Chandler Harper on No. 17 in 1958; Gene Littler on No. 14 in 1959; Lloyd Mangrum on No. 10 in 1961; Tommy Bolt on No. 9 in 1964; John Schlee on No. 10 in 1967; Tommy Aaron and Bunky Henry on No. 12 in 1970; Barry Jaecel on No. 5 in 1983 and 1984; Gary Hallberg on No. 9 in 1984; Ben Crenshaw on No. 9 in 1985; Larry Rinker on No. 9 in 1986; Mark Wiebe on No. 9 in 1989; Tommy Armour III on No. 9 in 1991; Kevin Na on No. 3 in 2004; Mike Weir on No. 9 in 2005; and Jason Kokrak on No. 18 in 2016. Akshay Bhatia on No. 9 in 2024.

Way Over Par

Several golfers have scored nines on par four holes, but only Fred Hawkins has carded a nine on a par three. The unfortunate incident occurred in 1965 when Hawkins went six over par on the 16th hole.

Million Milestones

Following a record-breaking Friday crowd of 35, 313 during the 1982 tournament, officials announced that Colonial achieved its first \$1 million gate. This was but one of several "million" milestones Colonial has reached:

The official one millionth visitor passed through the gates at Colonial during the third round of the 1969 tournament;

Colonial first surpassed the \$1 million mark in total prize money distributed in 1969;

Colonial offered its first million-dollar purse in 1989;

Phil Mickelson became the first player to surpass \$1 million in lifetime earnings at Colonial in 2001;

The first million-dollar first place check was awarded in 2005, to Kenny Perry.

Estimated attendance at the first tournament in 1946 was 16,600. Lowest attendance ever was 1947, an estimated 12,800 after a round was rained out. Paid revenue for the tournament in 1948 (earlier figures are not available) was \$22,696. In 1961, the tournament passed the \$100,000 mark. Then in 1967 the paid attendance soared beyond \$200,000. Attendance steadily increased until the million dollar mark was cracked in 1982. Sherman Wallace of Fort Worth, designated the millionth visitor in 1969, was given a lifetime pass to Colonial and a new car.

Phil Mickelson became the first player to win \$1 million in his Colonial career with a second place finish in 2001. Nick Price joined him with his second victory in 2002. Now 45 players carry that distinction.

Course Record

Keith Clearwater set the Colonial course record of 61 during the second round in 1993. Then in the fourth round Lee Janzen tied it. The marks broke the eight year-old record of 62 set by Joey Sindelar in 1985. (Strangely, neither player birdied either one of the par fives during his record round.)

Then in 1999 Greg Kraft tied the record with a 61 in the third round. In the record breaking year of 2003, Kenny Perry and Justin Leonard tied the mark with 61s of their own. Leonard's was under "lift, clean and place" rules, however. Both players shot 29 on the front side on the weekend. Leonard had a shot at 59, but bogeyed the 18th hole. Chad Campbell joined the 61crowd in 2004 with a round that included two bogeys!

Clearwater began his phenomenal round with a non-descript 33 on the front nine, birdieing holes 6 and 7. Then he blistered the back nine with a record seven-under 28, using seven consecutive birdies from holes 12-18. The final birdie putt, on 18, was a 60-foot, double-break stunner from the back of the green. All but two of the back nine birdie putts were from 12 feet or farther.

Janzen did his most damage on the front nine with a five-under 30, birdieing holes 2, 3, 6, 7 and 8. He then closed with a 31 on the back, with birdies on 10, 12, 15 and 18. Kraft fired a 32 on the front and a 29 on the back, including birdies on the last four holes - with a chip-in on #18. His round included a bogey, too.

Sindelars 62 had been tied twice, by Gene Sauers in 1990 and Steve Elkington in 1991. Ironically, each player started his magical round on the 10th hole. (If not for a bogey on No. 5, Sindelar would have had Colonial's first 61 instead of Clearwater.) Sindelar cracked the record of 63 held by Dale Douglass and Bruce Lietzke. Douglass claimed the record in 1970 by breaking the oldest mark in the book - Ben Hogan's 65 from the first tournament in 1946. Lietzke carded his 63 in the first round in 1980, with an ace on the 16th hole. Lietzke went on to win the event.

61 is the lowest round ever shot by a champion (Perry), with two others shooting 62 - Sabbatini in 2007 and Toms in 2011 (twice!)

Consecutive Tournaments

Cary Middlecoff was the only golfer to play in each of the first 18 Colonial tournaments. Middlecoff, who won the tournament in 1951, competed here from 1946 through 1964. Ben Hogan competed in the first 16 tournaments before missing the 1963 NIT.

Ben Crenshaw shares the longest consecutive streak record at Colonial. He played in 32 straight from 1971-2002, including two victories. He is tied with Corey Pavin, whose streak of 32 ran from 1984-2015, and has also won twice. Bruce Lietzke played in 27 consecutive tournaments, and won two of them. Billy Mayfair played in 26 straight from 1987-2012. Mark Brooks played in 26 consecutive tournaments, 1986-2011. 1987 champion Keith Clearwater had a streak of 23 straight, from 1987-2009. Tom Kite played in 22 straight tournaments from 1972-93 and amazingly made the cut in every one of them, including his first appearance, as an amateur. Bob Tway also played in 22 straight, from 1986-2007. Justin Leonard played in 21 straight, from 1995-2015. Tim Herron played in 21 in a row, including one victory - from 1999-2019.

Ryan Palmer has the current best active streak with 22 consecutive, dating back to 2004. Lee Trevino played in 20 consecutive events, and won two of them. Dave Stockton played in 19 consecutive tournaments beginning in 1967, the year he won it. Gene Littler played in 18 straight tournaments, 1954-71, before missing the 1972 event. Al Geiberger also played in 18 consecutive tournaments, beginning in 1970, and won two of them.

Tournament Chairmen

F. M. (Max) Highfill, 1946-51	M.C. Hamilton Jr., 1992-93
S. M. (Bing) Bingham, 1952-63	Floyd Wade, 1994-96
Frank D. Rogers, 1964-66 & 1969-70	Sam Day, 1997
Foist Motheral, 1967-68	Phil Thomas, 1998-2001
Byron L. (Pete) Davis, 1971-73	Dee Finley, 2002-04
Joe Cauker, 1974-76	Elliott S. Garsek, 2005-07
William W. Spears, 1977-79	Harold Muckleroy Jr., 2008 -09
Rodney Johnston, 1980-82	Chuck Scherer, 2010-12
Paul D. Cato Jr., 1983-85	Bobby Patton, 2013-16
Dr. H. Wallace Schmuck, 1986-88	Rob Hood, 2017-2020
Bill Bowers, 1989-91	Jim Whitten, 2021 - 2024
	Kip Adams, 2025-

COLONIAL RECORDS

THE BEST

For 72 Holes

259 -	Zach Johnson*	2010
260 -	Justin Rose*	2018
261 -	Kenny Perry*	2003, 2005
262 -	Brian Davis	2010
263 -	Ben Crane	2010
	Jeff Overton	2010
	Steve Stricker*	2009
	Steve Marino	2009
	Tim Clark	2009
	Jordan Spieth*	2016
	Brooks Koepka	2018

For 54 Holes

192 -	Kenny Perry*	2005
193 -	Tim Clark	2009
	Kenny Perry*	2003
194 -	Brian Davis	2010
	Bryce Molder	2010
195 -	Jason Dufner	2012
	Zach Johnson*	2010
	Steve Stricker*	2009
	Steve Marino	2009
	Jason Day	2009
	Scott Simpson	1994
	David Ogrin	1997

For 36 Holes

124 -	David Toms*	2011
126 -	Steve Stricker*	2009
127 -	Bryce Molder	2010
	Tim Clark	2009
128 -	Jason Bohn	2010
	Vijay Singh	2009
	Kenny Perry*	2005
129 -	Jordan Spieth	2021
	Justin Rose	2020
	Harold Varner III	2020
	Jason Dufner	2012
	Brian Davis	2010
	Kris Blanks	2010
	Sean O'Hair	2009
	Tim Clark	2007
	Fulton Allem	1993
	David Frost*	1997
	Brad Faxon	1997
	Paul Goydos	1997

For 18 Holes

61 -	Keith Clearwater	1993
	Lee Janzen	1993
	Greg Kraft	1999
	Kenny Perry*	2003
	Justin Leonard	2003
	Chad Campbell	2004
	Kevin Na	2018
62 -	Joey Sindelar	1985
	Gene Sauers	1990
	Steve Elkington	1991
	Patrick Sheehan	2005
	Rory Sabbatini*	2007
	David Toms*	2011
	Chez Reavie	2011
	Ryan Palmer	2013
	Franklin Corpening	2013
	Kevin Na	2018
	Kevin Na*	2019
	Harry Hall	2023

First Round

62 -	Patrick Sheehan	2005
	David Toms*	2011
	Chez Reavie	2011
	Ryan Palmer	2013
	Kevn Na	2018
	Harry Hall	2023
63 -	Jason Bohn	2010
	Jeff Overton	2010
	Blake Adams	2010
	Steve Stricker	2009
	Tim Clark	2009
	Woody Austin	2009
	Bruce Lietzke*	1980
	Brad Faxon	1997
	Anthony Kim	2007
	Kevin Na	2007
	Rickie Fowler	2011
	John Rollins	2013
	Charley Hoffman	2018
	Justin Rose	2020
	Harold Varner III	2020
	Jordan Spieth	2021
	Sergio Garcia	2021

Second Round

61 -	Keith Clearwater	1993
62 -	Bryce Molder	2010
	Rocco Mediate	2001
	Fredrik Jacobson	2006
	David Toms*	2011
	Kevin Na*	2019
	Charley Hoffman	2021

Third Round

61 -	Greg Kraft	1999
	Kenny Perry*	2003
	Chad Campbell	2004
62 -	Steve Marino	2009
	Joey Sindelar	1985
	Steve Elkington	1991
	David Ogrin	1997
	Rory Sabbatini*	2007

Final Round

61 -	Lee Janzen	1993
	Justin Leonard	2003
	Kevin Na	2018
62 -	Gene Sauers	1990
	Franklin Corpening	2013
63 -	Mike Hulbert	1990, 1993
	Wayne Levi	1993
	Phil Mickelson*	2000
	Sergio Garcia*	2001
	Stephen Ames	2006
	K.J. Choi	2006
	Jason Bohn	2015
	Chad Campbell	2016

*won the tournament that year.

Front Nine

28 -	Wayne Levi	1993
29 -	Jerry Kelly	2010
	Tom Watson	1985
	Scott Hoch	1987
	Keith Clearwater	1991
	Sergio Garcia*	2001
	Kenny Perry*	2003
	Justin Leonard	2003
	Rickie Fowler	2011
	Kevin Chappell	2014
	Jason Bohn	2015
	Matt Kuchar	2016
	Bryce Molder	2016

Back Nine

28 -	Keith Clearwater	1993
29 -	Jeff Overton	2010
	Lee Trevino*	1976
	George Burns	1984
	Mike Hulbert	1990
	Guy Boros	1994
	Greg Kraft	1999

THE WORST

For 72 Holes

331 -	Johnny Palmer	1964
-------	---------------	------

For 54 Holes

250 -	Johnny Palmer	1964
-------	---------------	------

For 36 Holes

168 -	Johnny Palmer	1964
-------	---------------	------

For 18 Holes

87 -	Johnny Palmer	1964
------	---------------	------

Front Nine

46 -	Cesar Sanudo	1972
------	--------------	------

Back Nine

45 -	Rives McBee	1969
	Phil Rodgers	1975

First Round

87 -	Johnny Palmer	1964
------	---------------	------

Second Round

86 -	Ralph Howe III	1989
85 -	Joe Collins	1974

Third Round

84 -	Marty Fleckman	1973
------	----------------	------

Final Round

84 -	Dale Douglass	1967
------	---------------	------

Name in italics designate amateur.

Colonial's "Best Ball" Scorecard

Hole	Par	Distance	Best Ball*
#1	5	581	2
#2	4	385	2
#3	4	475	2
#4	3	248	2
#5	4	476	2
#6	4	410	2
#7	4	440	2
#8	3	194	1
#9	4	413	2
Out	35	3,662	17
#10	4	407	2
#11	5	639	3
#12	4	457	2
#13	3	199	1
#14	4	456	2
#15	4	431	2
#16	3	197	1
#17	4	399	2
#18	4	442	2
In	35	3,627	17
Total	70	7,289	34

*Best score ever made during the tournament.

THE PLAYERS' VIEW OF COLONIAL

"A straight ball will get you in more trouble at Colonial than any course I know."

..... **Ben Hogan**

"This is the best, most traditional course without an ocean we play every year."

..... **Davis Love III**

"I love this golf course. This is a standard by which all golf courses should be built."

..... **Payne Stewart**

"This tournament has been around for so many years. So many of the great players have played here, and won here. To be a part of that is beyond what I can expound on. It's very humbling, and very cool."

..... **Steve Stricker**

"I know this: Whenever I step out here, I feel his (Hogan's) presence."

..... **Ben Crenshaw**

"Colonial has the most class of all the long-running golf tournaments we have on Tour."

..... **Peter Jacobsen**

"This golf course is one of the best tests that we have in the game of golf. To have won this tournament is an amazing feeling. I can't explain how good it feels to have won this championship."

..... **Phil Mickelson**

"I have a special feeling for Colonial. The strength of the field and the golf course make a win there that much sweeter. The great championships, the great finishes and the great champions make the tournament, and Colonial is no different from the Masters in that respect."

..... **Tom Watson**

"Just playing here makes you feel good. There's such a great tradition here. No tournament outside the majors has the prestige this one has. This would be a beautiful U.S. Open course. If this course had thick rough, the scores would be unbelievable. Something like four or five over would be leading. No kidding. That's how good a golf course this is."

..... **Corey Pavin**

"This golf course, you really have to move the ball around. It plays fast. It brings all sorts of elements into play, and usually the wind blows. You need to hit the ball down low in some areas, and you just have to create shots. I really enjoy that, and I don't think we get to play enough courses like this."

..... **Justin Leonard**

"It's a pure ball-striker's golf course. It's one of the finest classic courses we'll ever get to play."

..... **Lanny Wadkins**

"It's one of the great golf courses of the world. Why can't they build them like this today? This is one of those tournaments that, to me, is in the upper echelon. I could play this course every day for the rest of my life."

..... **Curtis Strange**

"Most golf courses dictate what you'll hit. On this course, you have to decide."

..... **Fuzzy Zoeller**

"They may have the Masters in Georgia, but Colonial has the Masters in Texas. This is definitely it. It's very, very special."

..... **Dave Stockton**

"I respect the Colonial tournament as in the class with the U.S. Open and the Masters, because it tests a golfer's ability as well as any tournament."

..... **Harvey Penick**

"This is my idea of what a golf course should be. I don't know of a finer course anywhere. This course has everything."

..... **Gary Player**

To win on a golf course like Colonial, I couldn't be more proud. I picked up the trophy and the first thing I saw was Ben Hogan's name.

..... **Justin Rose**

"This is one of my favorite tournaments of the year. It's one of my favorite golf courses in the country. This is a very special place. This win will be an important day in my life, no matter what else happens the next 20 years of my career."

..... **Jordan Spieth**

charles
SCHWAB
C H A L L E N G E

3735 Country Club Circle
Fort Worth, TX 76109

Kip Adams, Tournament Chairman
John Scott, Media Committee Chairman

Phone: (817) 927-4280

charlesschwabchallenge.com

